

# Jail Status Report

FY 20/21-2<sup>nd</sup> Quarter

*Presented by: Chief Deputy Jeff Clark*



# Welfare of the Inmates

- ▶ Welfare of inmates in custody include these factors:
  - ▶ Health of inmates
  - ▶ Access to medical care
  - ▶ Infectious disease and vermin control
  - ▶ Food services
  - ▶ Environmental controls
  - ▶ Safety of inmates
  - ▶ Out of cell time

# Welfare of Inmates

## COVID-19 Update

- ▶ Steps taken to mitigate COVID-19 threat to jail population
  - ▶ Cancelled all in person contact with inmates
    - ▶ Increased iWeb, telephone, email access
  - ▶ Cancelled all inmate transports outside facility
  - ▶ Cancelled all inmate programming
  - ▶ COVID education campaign
  - ▶ Waived medical assessment fee
  - ▶ Creation of Isolation/Quarantine Unit
  - ▶ Created COVID-19 pre-screening station in Intake
  - ▶ Reduced tier time numbers for social distancing
  - ▶ Started testing ALL new inmates prior to being transferred to General Housing
  - ▶ Issued masks to all inmates traveling outside their assigned housing unit

# Welfare of the Inmates

## COVID - 19 Update

- ▶ Intake Isolation Unit (HU 1 & 7)
- ▶ COVID-19 Quarantine Unit (HU11)
- ▶ 878 Inmates Tested\*
  - ▶ State of Nevada laboratory
  - ▶ Additional 500+ rapid scan tests
- ▶ 127 Total Inmates Positive for COVID-19
  - ▶ 15 positive upon booking
- ▶ 2 Inmates (1 male, 1 female) sent to the hospital for worsening COVID-19 symptoms

• \* - Numbers are approximate and may not account for those tested prior to the start of data collection

# Washoe County Detention Facility COVID -19 Update

- ▶ Jail Inoculation Plan
  - ▶ Tier 4 (March/April)
  - ▶ High Risk Population
    - ▶ End of February
    - ▶ Congruent to tier availability

# Welfare of the Inmates

- ▶ Jail continues to see increase in mental health population
  - ▶ Housing Unit 3 and Medical Unit at capacity
  - ▶ Special watch cells regularly at capacity
  - ▶ Three housing units for mental health population
    - ▶ Housing Unit 3, 6, & 16
  - ▶ 206 averted suicides
  - ▶ 11 attempted suicides

# NaphCare Medical Data

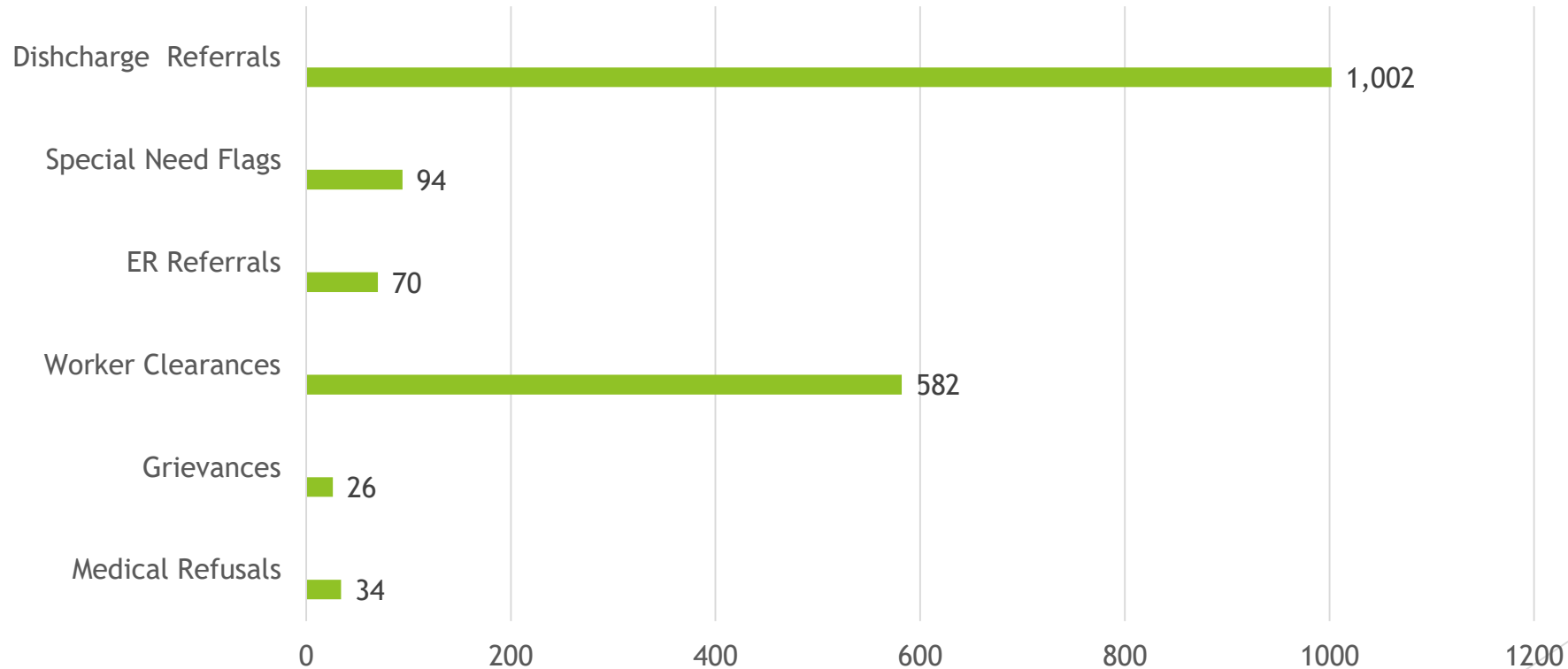
Screenings and General Data	October	November	December
Active Inmates	1910	1796	1772
Receiving Screenings	1186	1003	1003
Mental Health Evaluations	168	168	143
Physical Assessments	918	815	784
Pregnant Patients	11	6	7
CIWA Monitoring	75	66	102
COWS Monitoring	107	79	101
Active Suicide Watch	52	54	55
Active Infirmary Patients	71	64	91
Medications Orders	3980	3612	3864
Patients on Medication	980	957	928
Patients on Mental Health Medication	449	433	427
Patients on HIV Medications	13	12	15
Lab Tests Completed	870	625	547
Patients with Chronic Condition	460	439	433

# NaphCare Medical Data

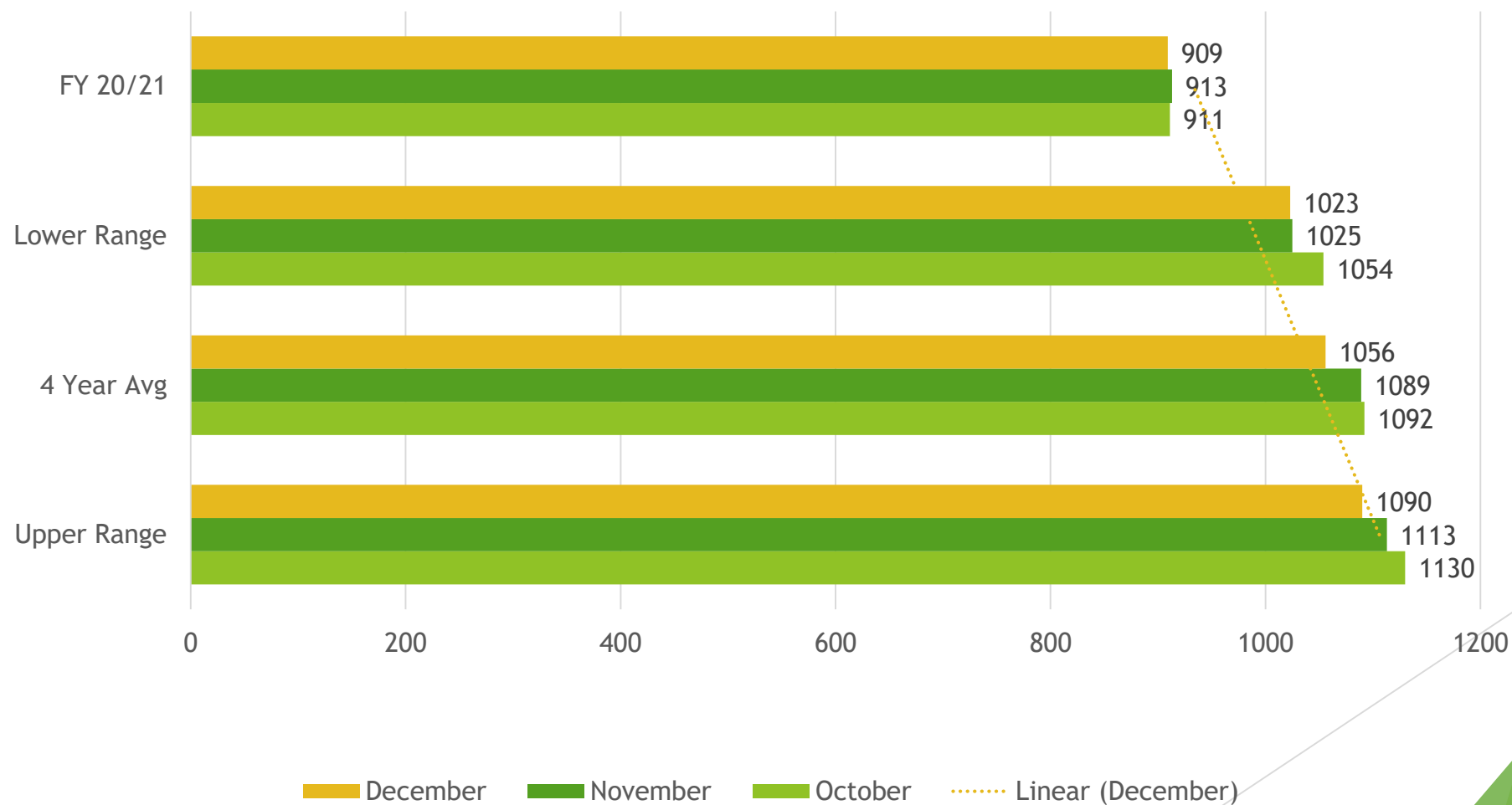
Sick Call/Offsite Services	October	November	December
Chronic Care	59	77	54
Dental	38	40	15
Dental annual	2	6+	0
EKG	34	20	24
MAT Appointment	16	15	15
Medical Chart Review	232	249	211
Medical Nurse	257	264	242
Mental Health Chart Review	158	161	147
Mental Health Nurse	158	135	120
Mental Health Professional	181	202	239
Mental Health Provider	378	356	185
X Ray	65	63	100
Hospitalized Patients	9	4	1
Inpatient Days	42	8	11
Offsite Appointments	10	12	13
Patients sent to ER	26	22	22
Ambulance Runs	21	17	15

# Welfare of the Inmates - Medical

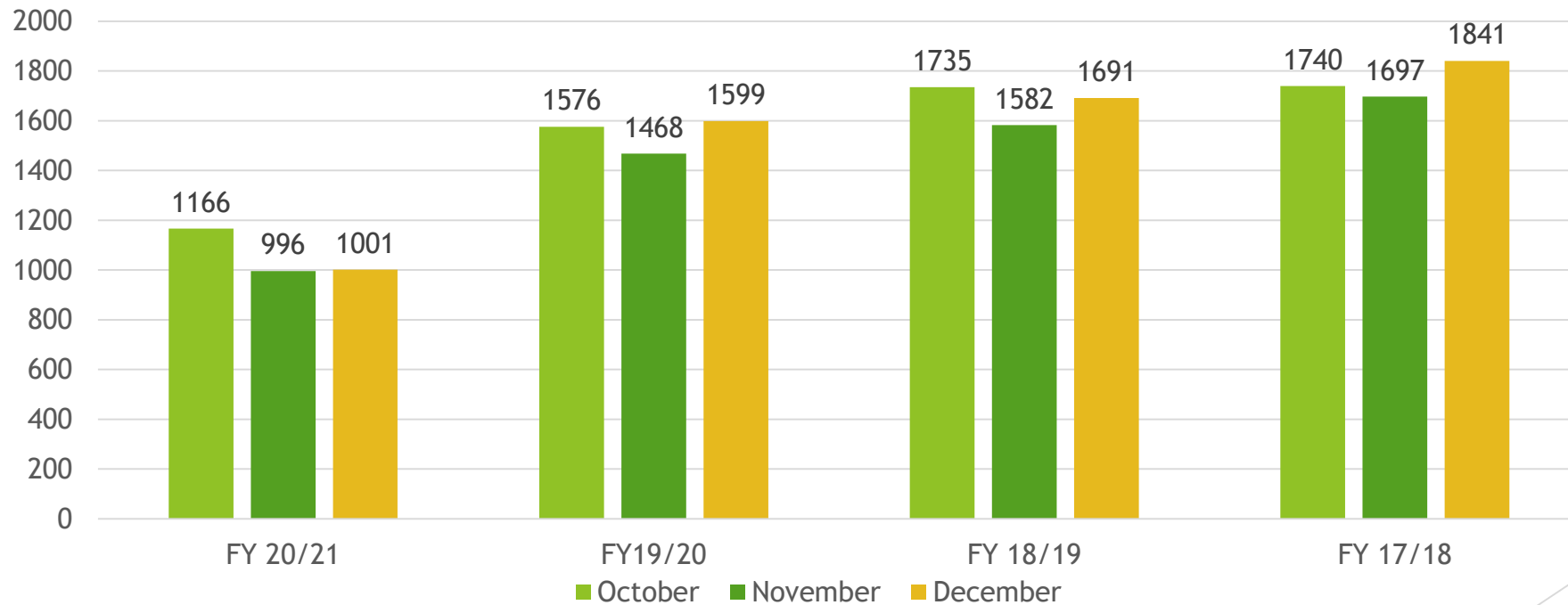
## NaphCare Quarterly Stats



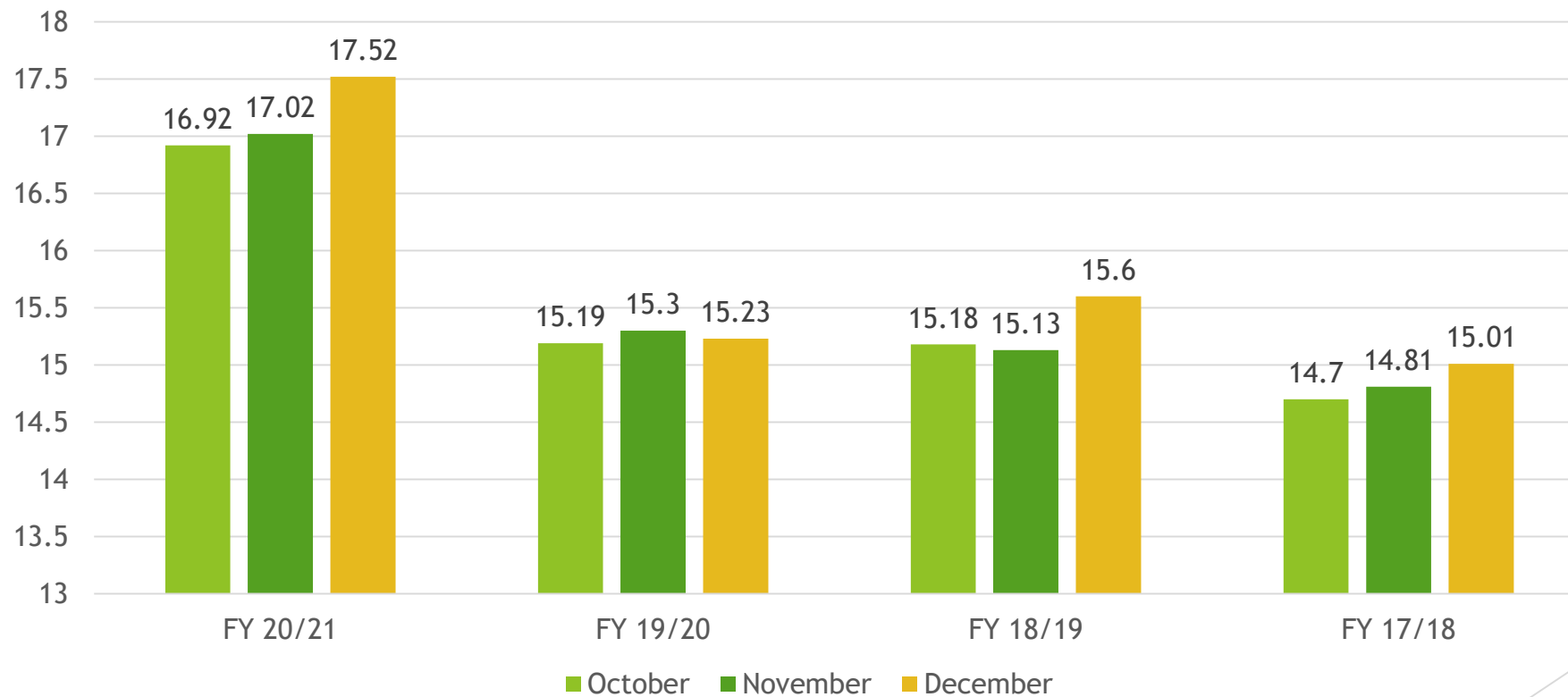
# FY 20/21 2<sup>nd</sup> Quarter Average Daily Population



# FY 20/21 2<sup>nd</sup> Quarter Bookings



# FY 20/21 2<sup>nd</sup> Quarter Average Length of Stay



# FY 20-21 2nd Quarter Jail Data

## ▶ Battery by Inmate

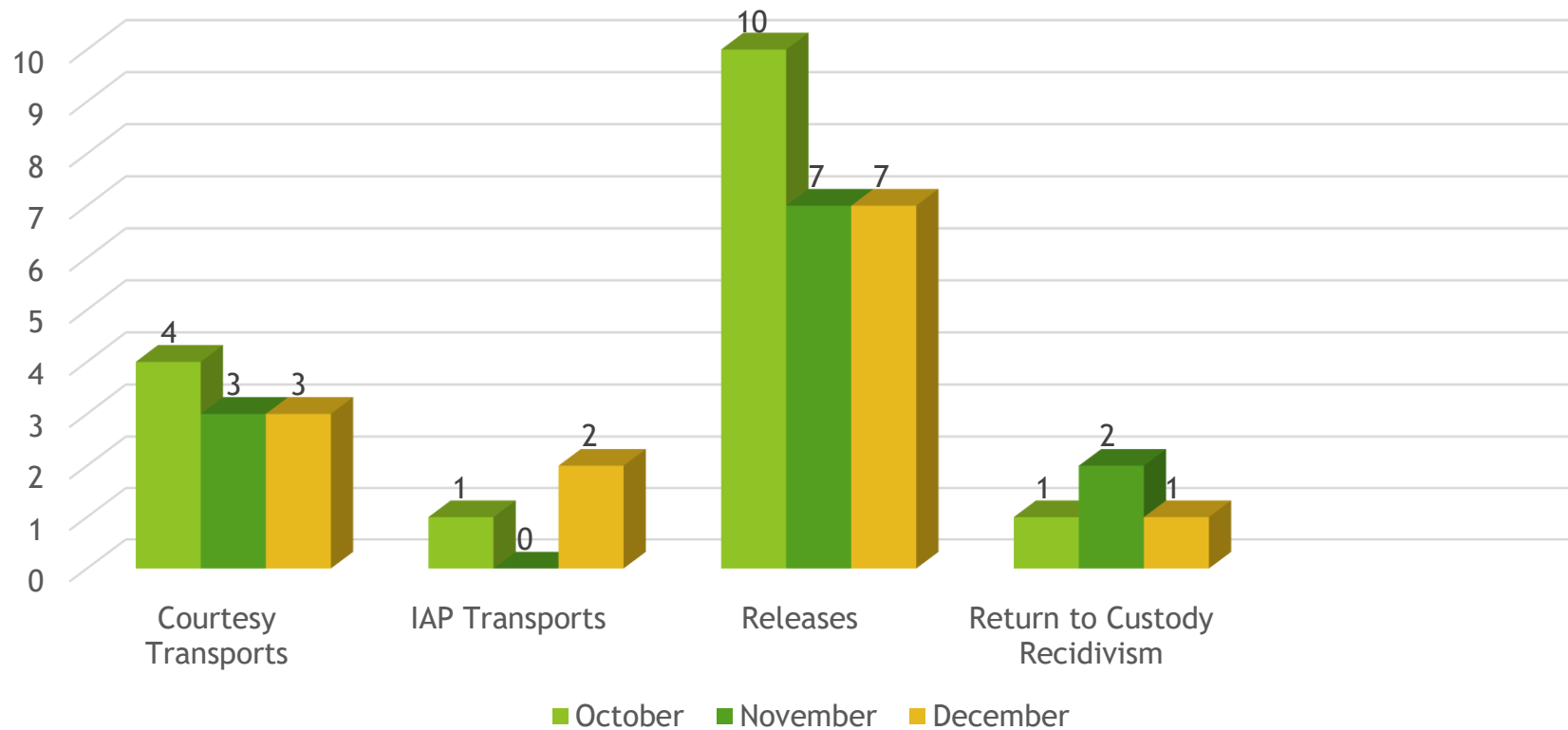
- ▶ Inmate vs Inmate - 9
- ▶ Inmate vs Staff - 5
- ▶ Fights Averted - 29

## ▶ Suicide

- ▶ Averted - 206
- ▶ Attempted - 11
- ▶ Completed - 0

**In-Custody Deaths - 0**

# FY 20/21 2<sup>nd</sup> Quarter DSU Stats



# Washoe County Detention Facility

## Food Services Division

- ▶ George Obritsch - Food Services Manager
  - ▶ Graduate of the Culinary Institute of America
  - ▶ Associates Degree in Culinary Arts
    - ▶ Baking and Pastry Certificate
  - ▶ Team consists of 9 chefs with more than 150 years of combined experience in the food industry
- ▶ Highlights in the past 2 years
  - ▶ Menus for breakfast, lunch and dinner
  - ▶ Menus expansion
    - ▶ Increased spice purchases, adding cinnamon to oatmeal, cheddar cheese sauce to grits
  - ▶ 9% cost savings on produce
  - ▶ Increased dessert menu
    - ▶ From Pudding and Jell-o to chocolate heart, red velvet, almond flavored, yellow iced cakes, apple sauce, mandarin orange cups, Chuck E. Cheese Birthday Cakes for Dr. Martin Luther King Jr's Birthday

# Washoe County Detention Facility

## Food Services Division

- ▶ Highlights in past 2 years (Continued)
  - ▶ Increased Bread Varieties
    - ▶ Pumpernickel, onion rolls, croissants, sweet yeast rolls, French baguettes, hoagies, Kaiser rolls, buttermilk biscuits
    - ▶ Cinnamon rolls on Sunday morning
    - ▶ Biscuits and gravy on Thursday mornings
  - ▶ Repurposed products for menu variety
    - ▶ Older bananas utilized for bread and pudding
    - ▶ Over 100,000 apples and oranges and nearly a half million bananas each year
    - ▶ Using purchased ingredients to expand salad dressing options
      - ▶ 1,000 Island, ranch, soy vinaigrette, Italian vinaigrette
  - ▶ Special, Religious and Medical Diets
    - ▶ Partnership with NaphCare medical director, Dr. Eloy Ituarte
      - ▶ Diabetic, low salt, kidney and dialysis meals
      - ▶ Baked nutrition bars for medication assistance
      - ▶ Vegetarian, Kosher and special religious meals

# Washoe County Detention Facility Food Services Division

All of this for under \$ 1.00 per meal