

Jail Status Report

FY 19/20

Presented by: Chief Deputy Jeff Clark



Welfare of the Inmates

- ▶ Welfare of inmates in custody include these factors:
 - ▶ Health of inmates
 - ▶ Access to medical care
 - ▶ Infectious disease and vermin control
 - ▶ Food services
 - ▶ Environmental controls
 - ▶ Safety of inmates
 - ▶ Out of cell time

Welfare of the Inmates

- ▶ Jail continues to see increase in mental health population
 - ▶ Housing Unit 3 and Medical Unit at capacity
 - ▶ Special watch cells at regularly at capacity
 - ▶ 1433 Averted Suicides
 - ▶ 24 Attempted Suicides
- ▶ New Initiatives/Pilot Programs
 - ▶ Veteran's Barracks
 - ▶ Tablet Program
 - ▶ Virtual Housing Unit (18-24)

Welfare of Inmates

COVID-19 Update

- ▶ Steps taken to mitigate COVID-19 threat in Jail
 - ▶ Cancelled all in person contact with inmates
 - ▶ Increased iWeb, telephone, email access
 - ▶ Cancelled all inmate transports outside facility
 - ▶ Cancelled all inmate programming
 - ▶ COVID education campaign
 - ▶ Waived medical assessment fee
 - ▶ Creation of Isolation/Quarantine Unit
 - ▶ Created COVID-19 pre-screening station in Intake
 - ▶ Reduced tier time numbers for social distancing
 - ▶ Started testing ALL new inmates prior to being transferred to General Housing
 - ▶ Issued masks to all inmates traveling outside their assigned housing unit

Welfare of the Inmates

COVID - 19 Update

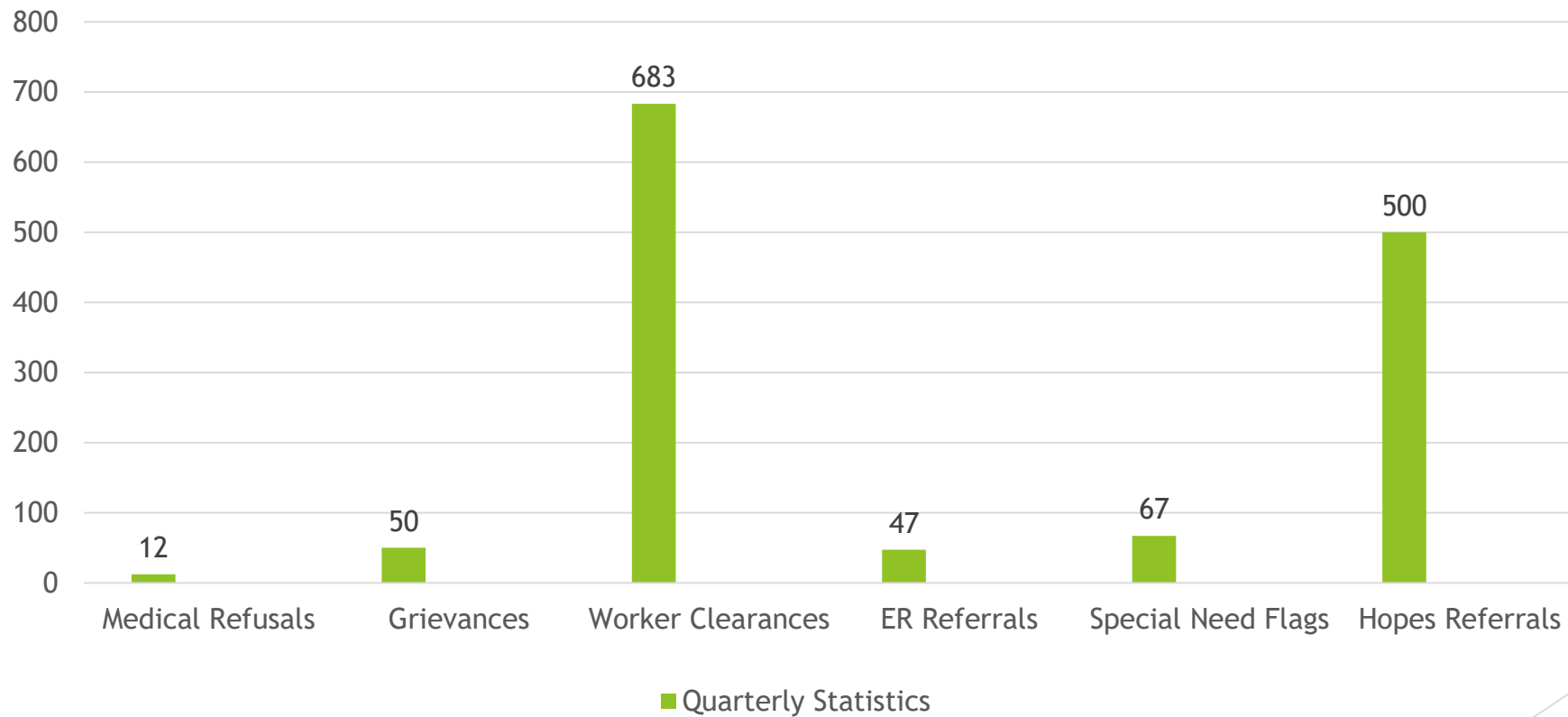
- ▶ 190 Inmates Quarantined/Isolated
- ▶ 63 Inmates Tested
 - ▶ 2 Positive (prior to Incarceration)

Welfare of the Inmates- Medical 4th Qtr

	April/2020	May/2020	June/2020		April/2020	May/2020	June/2020
WASHOE				SICK CALLS			
SCREENINGS AND GENERAL INFORMATION				Chronic Care	38	37	82
Average Daily Population	819	783	822	Dental	1	25	46
Active Inmates	1478	1620	1676	Dental Annual		3	18
Receiving Screenings Performed	701	1124	1035	Discharge Planner	15	20	27
Mental health evaluations performed	81	121	144	Discharge Planning	327	383	460
Physical assessments performed	534	789	776	EKG	23	36	41
Total PPD reads	233	266	303	MAT Appointment	3	3	8
Positive PPD	3	1	4	Medical Chart Review	192	209	189
Pregnant patients	8	11	7	Medical MD	13	7	12
Patients with PREA designation	301	298	302	Medical NP/PA	144	124	168
Patient grievances submitted	21	9	22	Medical Nurse	187	224	284
PATIENT MONITORING				Medical Sick Call - OB Provider	18	23	19
Patients receiving CIWA monitoring	51	93	87	Mental Health Chart Review	135	155	152
Patients receiving COWS monitoring	71	89	91	Mental Health Nurse	80	119	119
Patients on suicide watch	35	58	64	Mental Health Professional	101	147	187
Infirmity/medical housing patients	50	49	52	Mental Health Provider	275	247	340
PHARMACY AND LABS				X-Ray	62	68	79
Medication Orders	2951	3275	3564	HIV/Health Department			1
Patients on medication	771	795	815	OFFSITE SERVICES			
Patients on mental health medication	371	383	374	Hospitalized patients	5	6	0
Patients on HIV medication	10	15	16	Inpatient hospital days	22	16	
Patients on medication - Daily Average	407	391	426	Offsite appointments completed	5	8	7
Patients on mh medication - Daily Average	230	215	237	Patients sent to the ER	13	16	18
Non-formulary medication orders	45	65	68	Ambulance Runs	9	9	7
Lab tests completed	600	608	661	INFECTIOUS DISEASE			
Non-formulary lab orders	14	15	11	Hepatitis A flag	0	0	0
CHRONIC CONDITIONS				Hepatitis B flag	0	0	1
Patients with any chronic medical condition	343	401	430	Hepatitis C flag	14	8	16
Neurological	72	79	79	HIV/AIDS	2	6	3
Respiratory	55	73	80	Syphilis	2	0	0
Cardiovascular	145	166	184	Gonorrhea	5	0	0
Gastrointestinal/hepatic	8	11	9	Chlamydia	8	0	0
Endocrine	50	68	72	Ectoparasites	1	3	1
Hematology/oncology	13	18	19	Active tuberculosis	0	0	1
Infectious disease	79	92	92	Respiratory infection	0	0	0
Other	34	42	45	Antibiotic-resistant infection	0	0	0

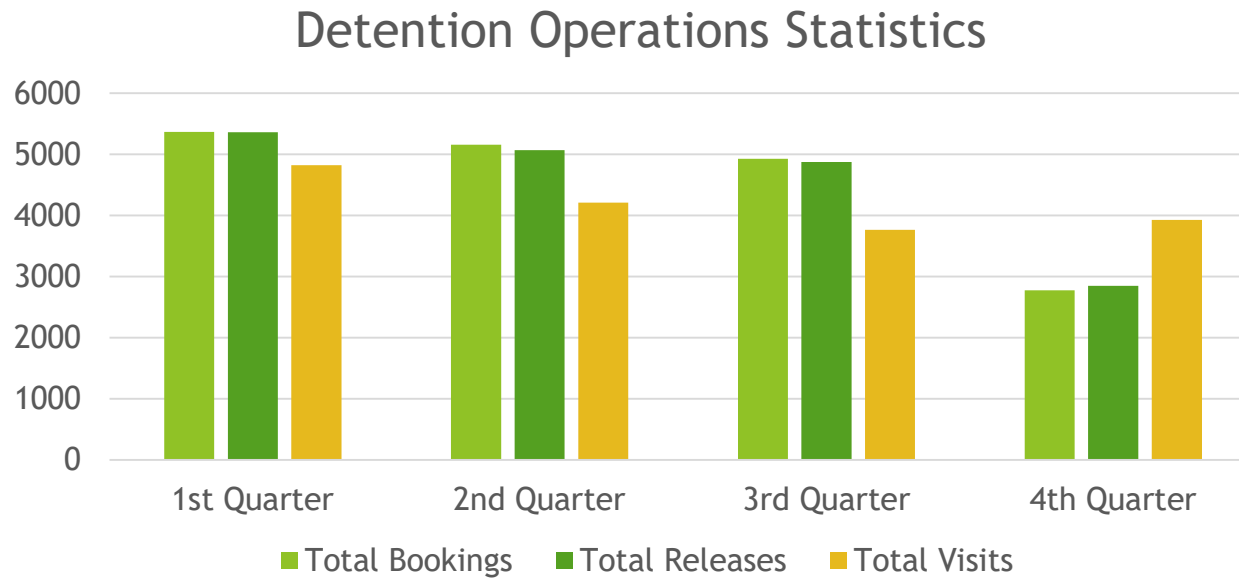
Welfare of the Inmates - Medical

NaphCare Quarterly Stats

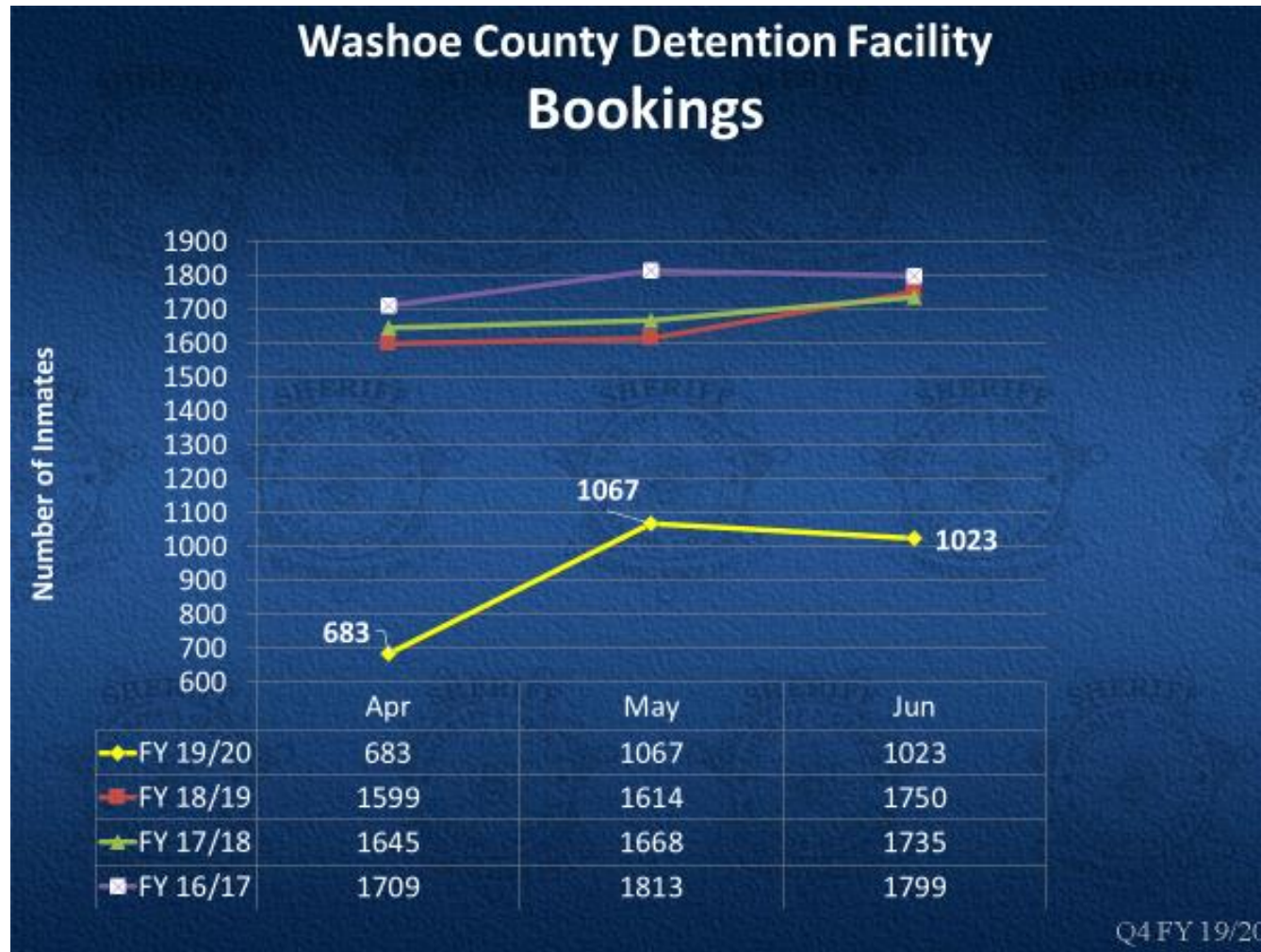


Booking Data

- ▶ 4th Quarter Booking Data is trending down compared to last quarter and last fiscal year
- ▶ 2,596 fewer Bookings than 1st Quarter

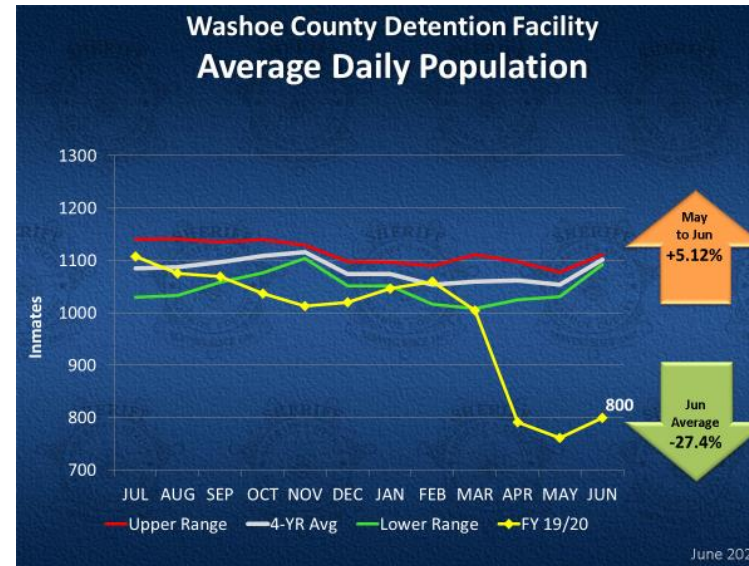
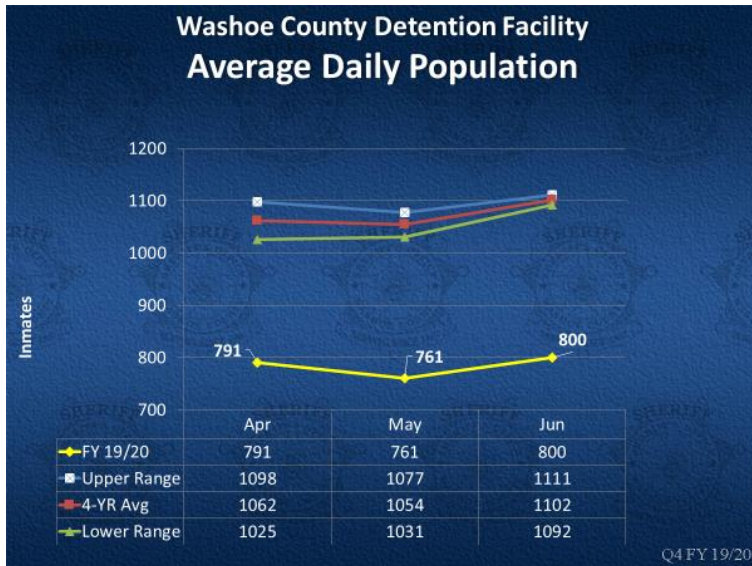


Booking Data



Inmate Average Daily Population

- ▶ Typically population trends up during Summer months based on weather
- ▶ With COVID-19, we saw an ADP in Q4 of 784, a decrease over the historical average by 288



Additional FY 19-20 Jail Data

- Battery by Inmate
 - Total - 293
 - Inmate vs Inmate - 53
 - Inmate vs Staff - 32
 - Fights Averted - 208
- Suicide
 - Averted - 1433
 - Attempted - 24
 - Completed - 0 *1 (Lakes Crossing)
- In Custody Deaths
 - Total Fiscal Year - 0
 - * Lakes Crossing In-Custody Death in December 2019
 - Cause of death - Hanging
 - Manner of death - Suicide