



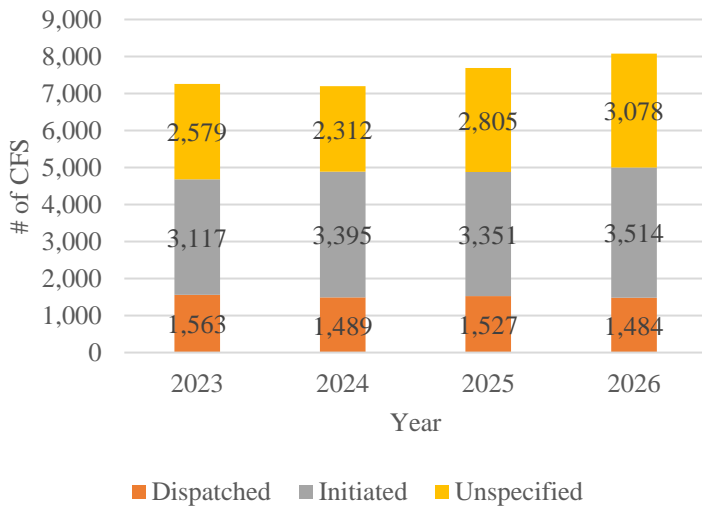
Washoe County Sheriff's Office Monthly Scorecard

May 2026

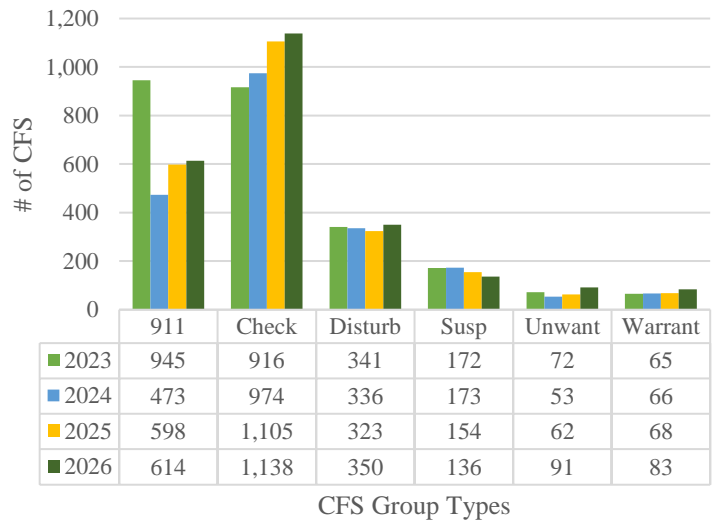


WCSO Offense Data - Current Month							WCSO Arrest Data - Current Month						
Categories	2023	2024	2025	2026	3yr Avg	Up/Down	Categories	2023	2024	2025	2026	3yr Avg	Up/Down
Aggravated Assault	19	18	12	14	16	↓	Aggravated Assault	7	8	5	9	7	↑
Arson	1	1	1	1	1	●	Arson	0	0	0	0	0	●
Burglary	19	15	7	9	14	↓	Burglary	5	8	0	3	4	↓
DOP	38	48	36	21	41	↓	DOP	8	10	4	4	7	↓
Drug Offenses	58	59	39	97	52	↑	Drug Offenses	41	40	33	58	38	↑
DUI	27	32	33	38	31	↑	DUI	25	30	33	35	29	↑
Homicide	1	0	3	0	1	↓	Homicide	0	0	0	0	0	●
Motor Vehicle Theft	5	11	11	8	9	↓	Motor Vehicle Theft	1	0	2	4	1	↑
Robbery	2	1	2	2	2	●	Robbery	0	1	1	2	1	↑
Sex Offenses	14	21	4	15	13	↑	Sex Offenses	0	0	2	0	1	↓
Simple Assault	41	51	36	53	43	↑	Simple Assault	31	37	21	35	30	↑
Vehicle Burglary	12	7	11	3	10	↓	Vehicle Burglary	1	3	2	0	2	↓

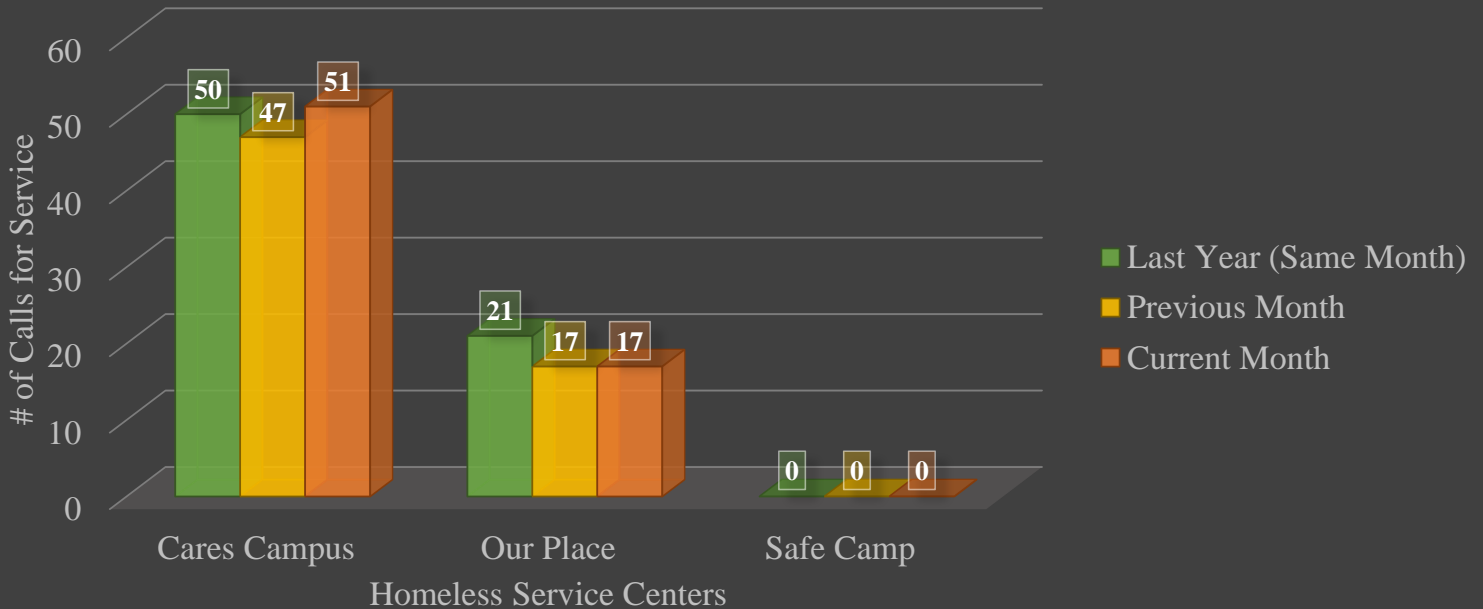
WCSO CFS Status by Current Month

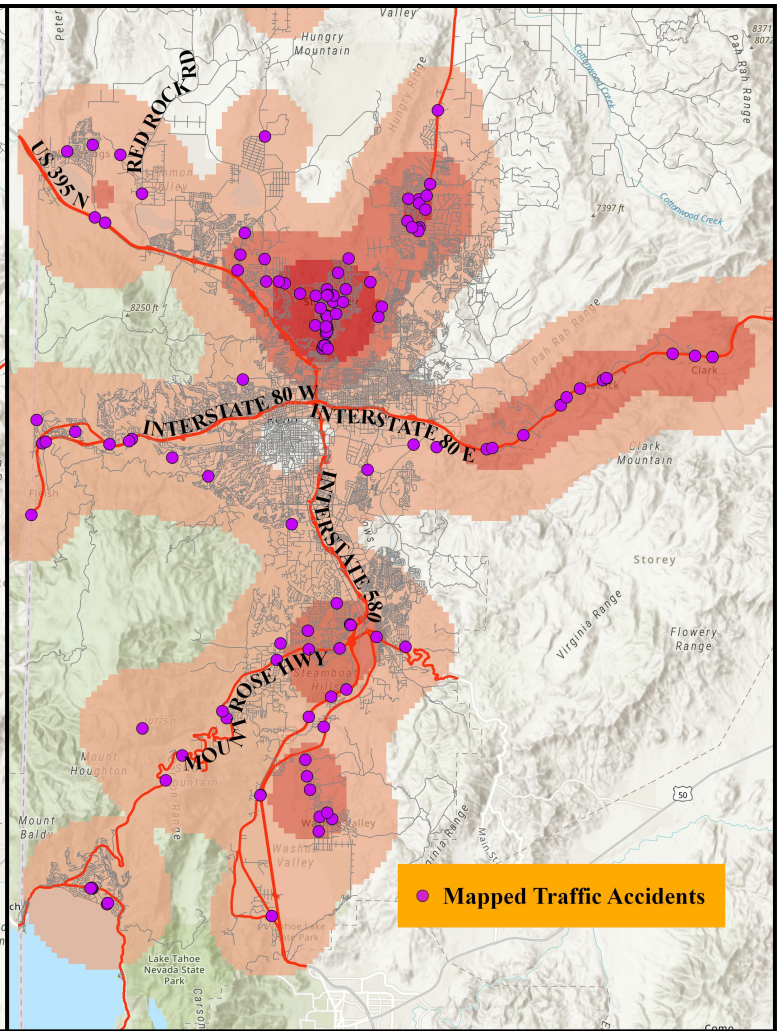
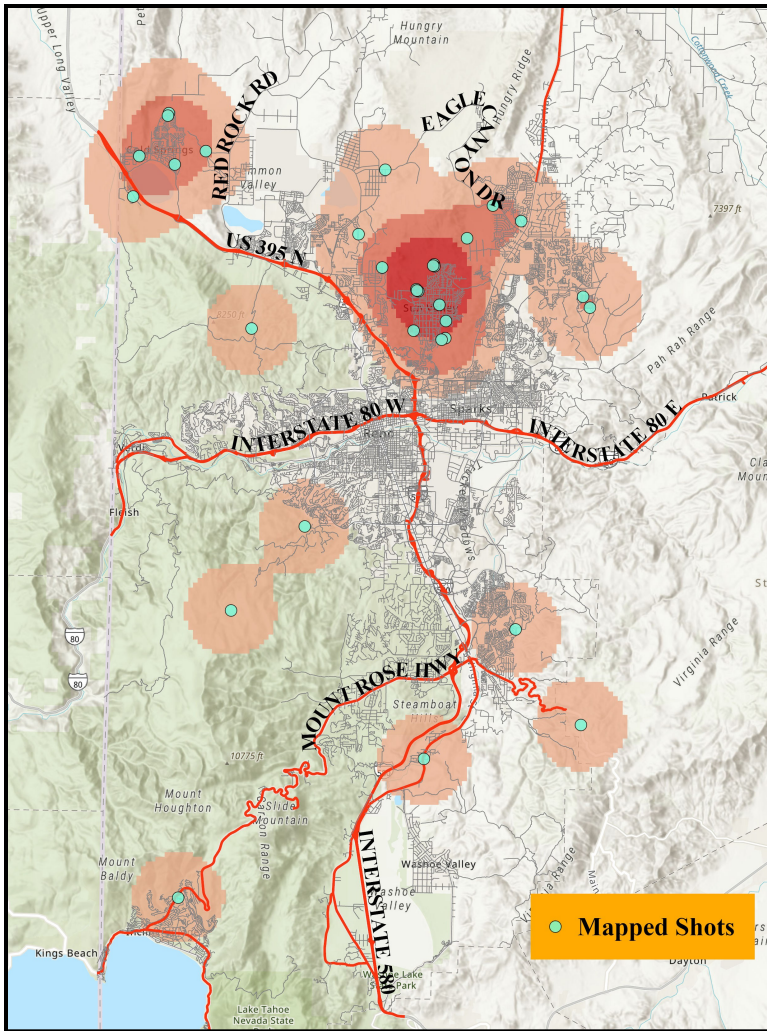


WCSO CFS Types by Current Month



REGIONAL NON-EMS DISPATCHED CALLS FOR SERVICE





WCSC CFS Shots Fired Data - Current Month

CFS Type	2023	2024	2025	2026	3yr Avg	Up/Down
Shots	41	37	44	36	41	↓

WCSC CFS Traffic Accident Data - Current Month

CFS Type	2023	2024	2025	2026	3yr Avg	Up/Down
Accidents	150	152	172	154	158	↓

Sun Valley Big 5 Offenses - Current Month

CFS Type	2023	2024	2025	2026	3yr Avg	Up/Down
Commercial Burg.	0	0	1	1	0	↑
Grand Theft Auto	1	6	4	3	4	↓
Residential Burg.	4	3	0	3	2	↑
Robbery	0	1	1	1	1	●
Vehicle Burg.	5	1	1	1	2	↓

Incline Village Big 5 Offenses - Current Month

CFS Type	2023	2024	2025	2026	3yr Avg	Up/Down
Commercial Burg.	1	0	0	1	0	↑
Grand Theft Auto	0	0	1	0	0	●
Residential Burg.	0	0	0	0	0	●
Robbery	0	0	0	0	0	●
Vehicle Burg.	0	0	2	0	1	↓

