

COMMUNICATIONS AND REPORTS

July 20, 2021

The following communications and reports were received, duly noted, and ordered placed on file with the Clerk:

COMMUNICATIONS

- A. Execution letter and contract bonds for Nevada Department of Transportation (NDOT) Contract No. 3874, Project No. SPI-080-1(086), on FRWA23, in Washoe County.
- B. Letter from the Office of the Washoe County Treasurer requesting to surrender petty cash fund for the Public Works Department effective June 1, 2021.

MONTHLY STATEMENTS/REPORTS

- A. Clerk of the Court, Monthly Statement for month ending June 30, 2021.
- B. Office of the Washoe County Treasurer, Monthly Statement for month ending May 31, 2021

EXECUTED CONTRACTS

- A. Project Funding Agreement between the State of Nevada Acting By and Through Its Division of State Lands and the Fund to Protect Lake Tahoe and Washoe County Community Services Department, March 27, 2018. (Minute Item # 18-0234)



STATE OF NEVADA
DEPARTMENT OF TRANSPORTATION
1263 South Stewart Street
Carson City, Nevada 89712

STEVE SISOLAK
Governor

KRISTINA SWALLOW, P.E.
Director

June 17, 2021

Sierra Nevada Construction, Inc.
2055 East Greg Street
Sparks, NV 89431

Executed Copies
Contract #3874

Contract #3874, Project #SPI-080-1(086), on FRWA23, in Washoe County.

Dear Sir or Madam:

This is to advise you that the subject contract has been completely executed effective June 14, 2021, and a satisfactory bond furnished and approved. We are, therefore, releasing your bid bond which accompanied your proposal.

A completed Contract Bonds and Proposal has been sent to you via DocuSign.

Sincerely,

DocuSigned by:
Cori Brennan
A19984C50AAE4C3...

Cori Brennan
Contract Services

cc: Michael Fuess, District Engineer
Richard Bosch, Resident Engineer
Contract Compliance
Construction
County Clerk

CONTRACT FORM

CONTRACT #3874

This Contract, made and entered into this 14th day of May 2021, by and between the State of Nevada Department of Transportation, hereinafter called the Department, and Sierra Nevada Construction, Inc. of 2055 East Greg Street, Sparks, NV 89431, hereinafter called the Contractor.

Witnesseth: The Contractor agrees with the Department that, for the consideration and agreements hereinafter mentioned and contained to be made and performed by the Department, and under the conditions expressed in a bond bearing even date with these presents, and hereunto annexed, that the Contractor shall and will at its own proper cost and expense, do all the work and furnish all the materials necessary for the substantial construction and completion, and to the satisfaction of the Department, of a portion of the highway system of the State of Nevada, being in the County of Washoe, on FRWA23, Route Section FRWA23, Mileposts WA 0.00 to WA 7.78, for slurry seal, hereinafter called the Project, in strict conformity, in every part and particular, with the Department's Standard Specifications for Road and Bridge Construction 2014, Project Plans, Project Special Provisions, and Project Invitation to Bid, which are made a part hereof, and in full compliance with the terms of this Contract.

And the Contractor hereby further agrees to receive and accept the prices set forth in the Proposal – Contract #3874, Total Proposal Amount: Two Hundred Seventy-Two Thousand Seven and 00/100 Dollars (\$272,007.00), hereto annexed and thereby made a part of this Contract, as full compensation for furnishing all materials and labor, and the doing of all work, in strict accordance with the drawings and specifications hereinbefore mentioned, to the satisfaction of the Architect/Engineer and in the manner and under the conditions hereinbefore specified.

The Department hereby promises and agrees with the Contractor, to employ, and does hereby employ, the Contractor to provide the materials and do the work according to the terms and conditions herein contained and referred to, for the prices aforesaid, and hereby contracts to pay the same at the time, in the manner, and upon the conditions set forth herein; and the parties themselves, their heirs, executors, administrators, successors, and assigns, do hereby agree to the full performance of the covenants herein contained. The Contractor further agrees that no moneys payable under this Contract shall be assigned by power of attorney, or otherwise, except upon the written consent of the Department.

In the event that a Bidder's Preference was applied to the Contractor's Proposal and Bidder's Preference contributed to the Contractor being awarded the Contract, pursuant to subsection 2 of NRS 338.1389, subsection 2 of NRS 338.147, subsection 3 of NRS 338.1693, subsection 3 of NRS 338.1727 or subsection 2 of NRS 408.3886 a contractor must submit to the Department a signed affidavit which certifies that, for the duration of the project, collectively, and not on any specific day:

- a) At least 50 percent of the workers employed on the project, including, without limitation, any employees of the Contractor and of any subcontractor engaged on the project, will hold a valid driver's license or identification card issued by the Department of Motor Vehicles of the State of Nevada;
- b) All vehicles used primarily for the project will be:
 - 1. Registered and partially apportioned to Nevada pursuant to the International Registration Plan, as adopted by the Department of Motor Vehicles pursuant to NRS 706.826; or
 - 2. Registered in this State.
- c) The Contractor and any subcontractor engaged on the project will maintain and make available for inspection within this State his or her records concerning payroll relating to the project.

Contractor agrees that failure to comply with any requirement of paragraphs (a) to (c), inclusive, above at any time during the entire duration of the Project is a material breach of this Contract and entitles the Department to liquidated damages against the party responsible for a failure to comply with a requirement of paragraphs (a) to (c), inclusive above. If a party to the Contract causes a material breach of contract between the Contractor and the Department as a result of a failure to comply with paragraphs (a) to (c), inclusive, above, the party is liable to the Department for liquidated damages in the amount of one percent (1%) of the cost of the largest contract to which he or she is a party. The Department may recover this amount directly against the party that causes the material breach, and no other party is liable to the Department for liquidated damages. These damages are not intended as a penalty. Damages are difficult to ascertain, and the Parties agree that this amount is a reasonable estimate of presumed actual damages. Contractor must provide in any contract between Contractor and any subcontractor for the apportionment of liquidated damages assessed pursuant to this section if a person other than Contractor was responsible for the breach of this Contract for the Project caused by a failure to comply with a requirement of paragraphs (a) to (c), inclusive, above. The apportionment of liquidated damages must be in proportion to the responsibility of each party for the breach.

During the performance of this contract, the contractor, for itself, its assignees and successors in interest agrees as follows:

- (1) **Compliance with Regulations:** The Contractor shall comply with the Regulation relative to nondiscrimination in federally-assisted programs of the Department of Transportation (hereinafter, "DOT") Title 49, Code of Federal Regulations, Part 21, and the Federal Highway Administration (hereinafter "FHWA") Title 23, Code of Federal Regulations, Part 200 as they may be amended from time to time, (hereinafter referred to as the Regulations), which are herein incorporated by reference and made a part of this contract.
- (2) **Nondiscrimination:** The Contractor, with regard to the work performed by it during the contract, shall not discriminate on the basis of race, color, religion, sex, sexual orientation, gender identity or expression, age, disability, or national origin and low-income status in the selection and retention of subcontractors, including procurements of materials and leases of equipment. The Contractor shall not participate either directly or indirectly in the discrimination prohibited by 49 CFR, section 21.5 of the Regulations, including employment practices when the contract covers a program set forth in Appendix B of the Regulations.
- (3) **Solicitations for Subcontractors, Including Procurements of Materials and Equipment:** In all solicitations either by competitive bidding or negotiation made by the Contractor for work to be performed under a subcontract, including procurements of materials or leases of equipment, each potential subcontractor or supplier shall be notified by the Contractor of the Contractor's obligations under this contract and the Regulations relative to nondiscrimination on the grounds of race, color, religion, sex, sexual orientation, gender identity or expression, age, disability, or national origin and low income status.
- (4) **Information and Reports:** The Contractor shall provide all information and reports required by the Regulations or directives issued pursuant thereto, and shall permit access to its books, records, accounts, other sources of information, and its facilities as may be determined by the Nevada Department of Transportation (hereinafter, "NDOT") or the FHWA to be pertinent to ascertain compliance with such Regulations, orders and instructions. Where any information required of a Contractor is in the exclusive possession of another who fails or refuses to furnish this information the Contractor shall so certify to the NDOT, or the FHWA as appropriate, and shall set forth what efforts it has made to obtain the information.
- (5) **Sanctions for Noncompliance:** In the event of the Contractor's noncompliance with the nondiscrimination provisions of this contract, the NDOT shall impose such contract sanctions as it or the FHWA may determine to be appropriate, including, but not limited to:
 - a. withholding of payments to the Contractor under the contract until the Contractor complies, and/or
 - b. cancellation, termination or suspension of the contract, in whole or in part.

(6) **Incorporation of Provisions:** The Contractor shall include the provisions of paragraphs (1) through (6) in every subcontract, including procurements of materials and leases of equipment, unless exempt by the Regulations, or directives issued pursuant thereto.

It is further agreed, by and between the parties hereto, that should there be any conflict between the terms of this Contract and the Proposal of the Contractor, then this Contract shall control, and nothing herein shall be considered an acceptance of the terms of such Proposal conflicting therewith.


And the Contractor hereby further agrees that the payment of the final amount due under this Contract shall release the State of Nevada and the Department of Transportation from any and all claims or liability on account of work performed under this Contract other than such claims, if any, as may be specifically excepted by the Contractor in writing at the time final payment is made.

In Witness Whereof, each party to the presents have hereunto caused this Contract to be executed by a duly authorized representative as of the year and date first above written.

Attested:


STATE OF NEVADA

Through the Department of Transportation


DocuSigned by:

C4B612FC2C1E4FB...
Director, Department of Transportation

Chairman, Board of Directors, Department of Transportation

Approved as to Form and Legality:

DocuSigned by:

65EE3F49CADC400...
Deputy Attorney General, Chief Counsel

Dated: _____

By: 
C2F09AE7F3FA48Z...
Sierra Nevada Construction, Inc.
Marc Markwell CFO
Name and Title



PERFORMANCE BOND

Whereas, the Nevada Department of Transportation, hereinafter designated as "NDOT", has awarded to Sierra Nevada Construction, Inc. of 2055 East Greg Street, Sparks, NV 89431, hereinafter designated "PRINCIPAL", Contract #3874 dated May 14, 2021, for the following work: Construction of a portion of the Frontage Road Highway System in Washoe County, on FRWA23, for slurry seal; and

Whereas, PRINCIPAL is required under the terms of said Contract and by law to furnish a Bond for the performance of said Contract;

Now therefore, we PRINCIPAL, and
Liberty Mutual Insurance Company; 1001 4th Ave. Ste 3800, Seattle, WA 98154

(Surety Company Name and Primary Address)

hereinafter designated "SURETY", are held and firmly bound unto NDOT, in the sum of Two Hundred Seventy-Two Thousand Seven and 00/100 Dollars (\$272,007.00), lawful money of the United States, being not less than one hundred percent (100%) of the estimated contract cost of the work, for the payment of which sum well and truly to be made, we bind ourselves, our heirs, executors, administrators, and successors, jointly and severally, firmly by these presents.


THE CONDITION OF THIS OBLIGATION IS SUCH, that if the above-bounden PRINCIPAL's heirs, executors, administrators, successors, or assigns, shall in all things stand to and abide by, and well and truly keep and faithfully perform the covenants, conditions, and agreements in the Contract and any alterations made as therein provided, on PRINCIPAL's part to be kept and performed at the time and in the manner therein specified, and in all respects according to their true intent and meaning; and shall indemnify and save harmless NDOT, its officers and agents, as therein stipulated; then this obligation shall become null and void. Otherwise, it shall be and remain in full force and virtue.

SURETY, for value received, hereby stipulates and agrees that no change, extension of time, alteration or addition to the terms of Contract, or to the work to be performed thereunder, shall in any way affect its obligation on this Bond, and it does hereby waive notice of any such change, extension of time, alteration or addition to the terms of the Contract or to the work.

And SURETY, for value received, hereby stipulates and agrees, if requested to do so by NDOT, to perform and fully complete the work mentioned and described in said Contract, pursuant to the terms, conditions and covenants thereof, if for any cause, said Principal fails or neglects to so perform and fully complete said work; the said SURETY further agrees to commence said work to full completion within twenty (20) days after notice thereof from NDOT, and to fully complete the same with all due diligence and in accordance with the plans and specifications.


And SURETY, for value received, further stipulates and agrees that should NDOT incur attorney's fees or other expenses for the enforcement of the Contract or this Bond, the same shall be paid by SURETY to NDOT.

The Surety Company hereby certifies that it is duly authorized by certificate of authority issued by the State of Nevada Division of Insurance to conduct business in the State of Nevada.

By: 
2C822B0AF9D3478
Attorney in Fact (on file with the NV Division of Insurance)

Name: Andrea Cantlon

Date: 05/21/2021

By: 
C2F09AE7F3FA482
Signature on behalf of Principal

Name and Title: Marc Markwell CFO

LP Insurance Services LLC

Name of Resident Agent

300 E 2nd St Suite 1300


Resident Agent Street Address

Reno, NV 89501

Resident Agent City and State

NOTE TO SURETY ON BOND: Certificates of authority for Attorneys in Fact must be on file with the Department of Transportation and the Insurance Commissioner of the State of Nevada.

Bond No(s): 070214664


85EE5F4A1AC1M4
Deputy Attorney General, Chief Counsel
Approval of Bond
05/25/2021
Date

PAYMENT BOND

Whereas, the Nevada Department of Transportation, hereinafter designated as "NDOT", has awarded to Sierra Nevada Construction, Inc. of 2055 East Greg Street, Sparks, NV 89431, hereinafter designated "PRINCIPAL", Contract #3874 dated May 14, 2021, for the following work: Construction of a portion of the Frontage Road Highway System in Washoe County, on FRWA23, for slurry seal; and

Whereas, PRINCIPAL is required under the terms of said Contract and by law to furnish a Bond for labor and materials used in said Contract;

Now therefore, we PRINCIPAL, and
Liberty Mutual Insurance Company; 1001 4th Ave. Ste 3800, Seattle, WA 98154

(Surety Company Name and Primary Address)

hereinafter designated "SURETY", are held and firmly bound unto NDOT, in the sum of Two Hundred Seventy-Two Thousand Seven and 00/100 Dollars (\$272,007.00), lawful money of the United States, being not less than one hundred percent (100%) of the estimated contract cost of the work, for the payment of which sum well and truly to be made, we bind ourselves, our heirs, executors, administrators, and successors, jointly and severally, firmly by these presents.

THE CONDITION OF THIS OBLIGATION IS SUCH, that if the above-bounden PRINCIPAL's heirs, executors, administrators, successors, or assigns, shall in all things stand to and abide by, and well and truly keep and faithfully perform the covenants, conditions, and agreements in the Contract and any alterations made as therein provided, on PRINCIPAL's part to be kept and performed at the time and in the manner therein specified, and in all respects according to their true intent and meaning; and shall indemnify and save harmless NDOT, its officers and agents, as therein stipulated; then this obligation shall become null and void. Otherwise, it shall be and remain in full force and virtue.

SURETY, for value received, hereby stipulates and agrees that no change, extension of time, alteration or addition to the terms of Contract, or to the work to be performed thereunder, shall in any way affect its obligation on this Bond, and it does hereby waive notice of any such change, extension of time, alteration or addition to the terms of the Contract or to the work.

And SURETY, for value received, hereby stipulates and agrees, if requested to do so by NDOT, to perform and fully complete the work mentioned and described in said Contract, pursuant to the terms, conditions and covenants thereof, if for any cause, said Principal fails or neglects to so perform and fully complete said work; the said SURETY further agrees to commence said work to full completion within twenty (20) days after notice thereof from NDOT, and to fully complete the same with all due diligence and in accordance with the plans and specifications.

And SURETY, for value received, further stipulates and agrees that should NDOT incur attorney's fees or other expenses for the enforcement of the Contract or this Bond, the same shall be paid by SURETY to NDOT.

The Surety Company hereby certifies that it is duly authorized by certificate of authority issued by the State of Nevada Division of Insurance to conduct business in the State of Nevada.

DocuSigned by:
By: Andrea Cantlon
2C822B0AF9D3478
Attorney in Fact (on file with the NV Division of Insurance)

Name: Andrea Cantlon

Date: 05/21/2021

Sierra Nevada Construction, Inc.
DocuSigned by:
By: Marc Markwell
C2F09AE7F3FA482
Signature on behalf of Principal

Name and Title: Marc Markwell CFO

LP Insurance Services LLC

Name of Resident Agent

300 E 2nd St Suite 1300

Resident Agent Street Address

Reno, NV 89501

Resident Agent City and State



NOTE TO SURETY ON BOND: Certificates of authority for Attorneys in Fact must be on file with the Department of Transportation and the Insurance Commissioner of the State of Nevada.

Bond No(s): 070214664

Approval of Bond
DocuSigned by:
Dennis Gallagher
85EE5F4A1AC1M4
Deputy Attorney General, Chief Counsel
05/25/2021
Date

Nevada Department of Transportation

Bid Proposal



The undersigned, as bidder, declares that the only person or parties interested in this proposal as principals are those named herein, that this proposal is made without collusion with any other person, firm, or corporation, that they have carefully examined the proposed form of contract and the plans and specifications therein referred to and made a part thereof, and they propose and agree, if this proposal is accepted, that they will contract with the Nevada Department of Transportation, in the form of the contract prescribed, to provide all necessary machinery, tools, apparatus and other means of construction, and to do all work and furnish all the materials specified in the contract and annexed plans and specifications, in the manner and time prescribed and according to the requirements of the Engineer as therein set forth, it being understood and agreed that the quantities shown herein are approximate only and are subject to increase or decrease, and that they will accept full payment.

Contract Number: 3874
Location: FRWA23
County: WASHOE

Contractor Profile:

Contractor: Sierra Nevada Construction, Inc.
Contractor ID: 202
Address: PO Box 50760 Sparks, NV 89435
Phone: (775) 355-0420
Fax: (775) 355-0535
Email: bids@snc.biz

Acknowledgment of Addenda:

Seq#	Date	User
1	4/22/2021	Mike Rooley
2	4/22/2021	Mike Rooley

Proposal Guaranty	
Surety 2000 Bond Authorization Code or Check#SNV21441150	Bond Amount: \$13,600.35

Bid Opening Date: April 22, 2021 01:30 PM
Contract Number: 3874
Location: FRWA23

County: WASHOE
Project Funding: STATE

Description: Slurry Seal

Proposal For: Sierra Nevada Construction, Inc.

District: DISTRICT 2

Seq#	Item#	Description	Unit	Quantity	Unit Price	Extended Price
1	2021295	REMOVE PAVEMENT MARKINGS	SQYD	60.300	\$22.00	\$1,326.60
2	4070240	SAND BLOTTER	TON	5.000	\$1.00	\$5.00
3	4080318	EMULSIFIED ASPHALT, TYPE PMCQS-1NV	TON	130.000	\$500.00	\$65,000.00
4	4080450	SLURRY SAND	TON	1,082.000	\$85.00	\$91,970.00
5	6240130	UNIFORMED TRAFFIC CONTROL OFFICER	FA	1.000	\$14,000.00	\$14,000.00
6	6240140	TRAFFIC CONTROL SUPERVISOR	DAY	20.000	\$500.00	\$10,000.00
7	6250490	RENT TRAFFIC CONTROL DEVICES	LS	1.000	\$32,056.40	\$32,056.40
8	6280120	MOBILIZATION	LS	1.000	\$27,000.00	\$27,000.00
9	6320580	WATERBORNE PAVEMENT STRIPING (TYPE II) (SOLID WHITE)	MILE	22.040	\$550.00	\$12,122.00
10	6320650	WATERBORNE PAVEMENT STRIPING (TYPE II) (BROKEN YELLOW)	MILE	4.280	\$250.00	\$1,070.00
11	6320750	WATERBORNE PAVEMENT STRIPING (TYPE II) (BROKEN YELLOW W/SOLID YELLOW)	MILE	1.360	\$950.00	\$1,292.00
12	6320780	WATERBORNE PAVEMENT STRIPING (TYPE II) (DOUBLE SOLID YELLOW)	MILE	5.400	\$1,300.00	\$7,020.00
13	6341030	THERMOPLASTIC PAVEMENT MARKING (24-INCH SOLID WHITE)	LINFT	100.000	\$15.00	\$1,500.00
14	6341060	THERMOPLASTIC PAVEMENT MARKING (VARIES)	SQFT	343.000	\$15.00	\$5,145.00
15	6370110	TEMPORARY POLLUTION CONTROL	LS	1.000	\$2,500.00	\$2,500.00
Total Bid for Award Consideration:						\$272,007.00



This Power of Attorney limits the acts of those named herein, and they have no authority to bind the Company except in the manner and to the extent herein stated.

Liberty Mutual Insurance Company
The Ohio Casualty Insurance Company
West American Insurance Company

Certificate No: **8204566 - 976312**

POWER OF ATTORNEY

KNOWN ALL PERSONS BY THESE PRESENTS: That The Ohio Casualty Insurance Company is a corporation duly organized under the laws of the State of New Hampshire, that Liberty Mutual Insurance Company is a corporation duly organized under the laws of the State of Massachusetts, and West American Insurance Company is a corporation duly organized under the laws of the State of Indiana (herein collectively called the "Companies"), pursuant to and by authority herein set forth, does hereby name, constitute and appoint, Andrea Cantlon, Breanna Boatright, Kevin Neal Decker, Nicholas D. Rossi, Patricia Owens, Teri L. Nowak, Teri L. Wood

all of the city of Reno state of NV each individually if there be more than one named, its true and lawful attorney-in-fact to make, execute, seal, acknowledge and deliver, for and on its behalf as surety and as its act and deed, any and all undertakings, bonds, recognizances and other surety obligations, in pursuance of these presents and shall be as binding upon the Companies as if they have been duly signed by the president and attested by the secretary of the Companies in their own proper persons.

IN WITNESS WHEREOF, this Power of Attorney has been subscribed by an authorized officer or official of the Companies and the corporate seals of the Companies have been affixed thereto this 4th day of December, 2020.



Liberty Mutual Insurance Company
The Ohio Casualty Insurance Company
West American Insurance Company

By:

David M. Carey
David M. Carey, Assistant Secretary

State of PENNSYLVANIA
County of MONTGOMERY ss

On this 4th day of December, 2020 before me personally appeared David M. Carey, who acknowledged himself to be the Assistant Secretary of Liberty Mutual Insurance Company, The Ohio Casualty Company, and West American Insurance Company, and that he, as such, being authorized so to do, execute the foregoing instrument for the purposes therein contained by signing on behalf of the corporations by himself as a duly authorized officer.

IN WITNESS WHEREOF, I have hereunto subscribed my name and affixed my notarial seal at King of Prussia, Pennsylvania, on the day and year first above written.



COMMONWEALTH OF PENNSYLVANIA
Notarial Seal
Teresa Pastella, Notary Public
Upper Merion Twp., Montgomery County
My Commission Expires March 28, 2021
Member, Pennsylvania Association of Notaries

By:

Teresa Pastella
Teresa Pastella, Notary Public

This Power of Attorney is made and executed pursuant to and by authority of the following By-laws and Authorizations of The Ohio Casualty Insurance Company, Liberty Mutual Insurance Company, and West American Insurance Company which resolutions are now in full force and effect reading as follows:

ARTICLE IV – OFFICERS: Section 12. Power of Attorney.

Any officer or other official of the Corporation authorized for that purpose in writing by the Chairman or the President, and subject to such limitation as the Chairman or the President may prescribe, shall appoint such attorneys-in-fact, as may be necessary to act in behalf of the Corporation to make, execute, seal, acknowledge and deliver as surety any and all undertakings, bonds, recognizances and other surety obligations. Such attorneys-in-fact, subject to the limitations set forth in their respective powers of attorney, shall have full power to bind the Corporation by their signature and execution of any such instruments and to attach thereto the seal of the Corporation. When so executed, such instruments shall be as binding as if signed by the President and attested to by the Secretary. Any power or authority granted to any representative or attorney-in-fact under the provisions of this article may be revoked at any time by the Board, the Chairman, the President or by the officer or officers granting such power or authority.

ARTICLE XIII – Execution of Contracts: Section 5. Surety Bonds and Undertakings.

Any officer of the Company authorized for that purpose in writing by the chairman or the president, and subject to such limitations as the chairman or the president may prescribe, shall appoint such attorneys-in-fact, as may be necessary to act in behalf of the Company to make, execute, seal, acknowledge and deliver as surety any and all undertakings, bonds, recognizances and other surety obligations. Such attorneys-in-fact subject to the limitations set forth in their respective powers of attorney, shall have full power to bind the Company by their signature and execution of any such instruments and to attach thereto the seal of the Company. When so executed such instruments shall be as binding as if signed by the president and attested by the secretary.

Certificate of Designation – The President of the Company, acting pursuant to the Bylaws of the Company, authorizes David M. Carey, Assistant Secretary to appoint such attorneys-in-fact as may be necessary to act on behalf of the Company to make, execute, seal, acknowledge and deliver as surety any and all undertakings, bonds, recognizances and other surety obligations.

Authorization – By unanimous consent of the Company's Board of Directors, the Company consents that facsimile or mechanically reproduced signature of any assistant secretary of the Company, wherever appearing upon a certified copy of any power of attorney issued by the Company in connection with surety bonds, shall be valid and binding upon the Company with the same force and effect as though manually affixed.

I, Renee C. Llewellyn, the undersigned, Assistant Secretary, The Ohio Casualty Insurance Company, Liberty Mutual Insurance Company, and West American Insurance Company do hereby certify that the original power of attorney of which the foregoing is a full, true and correct copy of the Power of Attorney executed by said Companies, is in full force and effect and has not been revoked.

IN TESTIMONY WHEREOF, I have hereunto set my hand and affixed the seals of said Companies this _____ day of _____, _____.



By:

Renee C. Llewellyn
Renee C. Llewellyn, Assistant Secretary

Not valid for mortgage, note, loan, letter of credit, currency rate, interest rate or residual value guarantees.

For bond and/or Power of Attorney (POA) verification inquiries, please call 610-832-8240 or email HOSUR@libertymutual.com.

DocuSign Envelope ID: B8B691A0-3D7E-4AFB-BB8F-8F15D0132FB2

(6) **Incorporation of Provisions:** The Contractor shall include the provisions of paragraphs (1) through (6) in every subcontract, including procurements of materials and leases of equipment, unless exempt by the Regulations, or directives issued pursuant thereto.

It is further agreed, by and between the parties hereto, that should there be any conflict between the terms of this Contract and the Proposal of the Contractor, then this Contract shall control, and nothing herein shall be considered an acceptance of the terms of such Proposal conflicting therewith.

And the Contractor hereby further agrees that the payment of the final amount due under this Contract shall release the State of Nevada and the Department of Transportation from any and all claims or liability on account of work performed under this Contract other than such claims, if any, as may be specifically excepted by the Contractor in writing at the time final payment is made.

In Witness Whereof, each party to the presents have hereunto caused this Contract to be executed by a duly authorized representative as of the year and date first above written.

Attested:

STATE OF NEVADA
Through the Department of Transportation

Director, Department of Transportation

Chairman, Board of Directors, Department of Transportation

Dated: _____

6-14-21

Approved as to Form and Legality:

DocuSigned by:

Dennis Gallagher

65EE3F49C4CD400...

Deputy Attorney General, Chief Counsel

DocuSigned by:

Sierra Nevada Construction, Inc.

By: _____

Marc Markwell

C2F09AE7F3FA402...

Marc Markwell

CFO

Name and Title



Nevada Department of Transportation

Estimate of Quantities Report

Quantities shown are approximate and subject to change

Bid Opening Date: April 22, 2021 01:30 PM

Contract Number: 3874

Location: FRWA23

District: District 2

Estimate Range: R10 \$300,000.01 to \$360,000.00

Description: Slurry Seal

Project No(s): SPI-080-1(086)

Project Funding: State

Seq#	Item Number	Unit of Measure	Quantity	Description
1	2021295	SQYD	60.300	REMOVE PAVEMENT MARKINGS
2	4070240	TON	5.000	SAND BLOTTER
3	4080318	TON	130.000	EMULSIFIED ASPHALT, TYPE PMCQS-1NV
4	4080450	TON	1,082.000	SLURRY SAND
5	6240130	FA	1.000	UNIFORMED TRAFFIC CONTROL OFFICER
6	6240140	DAY	20.000	TRAFFIC CONTROL SUPERVISOR
7	6250490	LS	1.000	RENT TRAFFIC CONTROL DEVICES
8	6280120	LS	1.000	MOBILIZATION
9	6320580	MILE	22.040	WATERBORNE PAVEMENT STRIPING (TYPE II) (SOLID WHITE)
10	6320650	MILE	4.280	WATERBORNE PAVEMENT STRIPING (TYPE II) (BROKEN YELLOW)
11	6320750	MILE	1.360	WATERBORNE PAVEMENT STRIPING (TYPE II) (BROKEN YELLOW W/SOLID YELLOW)
12	6320780	MILE	5.400	WATERBORNE PAVEMENT STRIPING (TYPE II) (DOUBLE SOLID YELLOW)
13	6341030	LINFT	100.000	THERMOPLASTIC PAVEMENT MARKING (24-INCH SOLID WHITE)
14	6341060	SQFT	343.000	THERMOPLASTIC PAVEMENT MARKING (VARIES)
15	6370110	LS	1.000	TEMPORARY POLLUTION CONTROL

NEVADA DEPARTMENT OF TRANSPORTATION
SUPPLEMENTAL NOTICE TO CONTRACTORS NO. 1
Contract No. 3874

Reference is made to Project No. SPI-080-1(086), on FRWA23, in Washoe County, upon which bids will be received until 1:30 p.m., PDT, on the 22nd day of April 2021, and opened publicly on that date at the above hour.

Prospective bidders are hereby directed to replace the following page: Page 47 of 47, "2020-2021 Prevailing Wage Rate Amendment 4", within the Invitation to Bid at the end of the State Wages, "Prevailing Wage Rates Northern Nevada Rural Counties, Date of Determination: October 1, 2020" with the following page: Page 47 of 47, "2020-2021 Prevailing Wage Rate Amendment 4A".

KRISTINA SWALLOW, P.E., DIRECTOR
Nevada Department of Transportation
1263 South Stewart Street
Carson City, Nevada 89712

THE END

2020-2021 PREVAILING WAGE RATE AMENDMENT 4A

Amendment

- AMENDMENT 4A
- Classification – Ironworker Zone Rate
- County – All Regions
- Effective – March 24, 2021

The following represents the amended wage rates.

IRON WORKER	Union
Ironworker-Journeyman	74.49
Ironworker-Foreman	78.59
Ironworker-General Foreman	83.10

See IRON WORKER JOB DESCRIPTION

ADD ZONE RATE

In addition to Iron Worker rates add the applicable amounts per HOUR, calculated based on a road mile from the Reno or Las Vegas City Hall.

Zone 1- 60 - 75 Miles \$2.50
 Zone 2- 75 - 100 Miles \$3.125
 Zone 3- 100 miles and over \$9.375

ADD PREMIUM PAY

One and one half (1X) the regular straight time hourly rate shall be paid:

1. For the first two (2) hours worked in excess of eight (8) on a regular workday Monday-Friday
2. For the first eight (8) hours on Saturday

Double the regular straight time hourly rate shall be paid for all time:

1. For all hours worked over ten (10) hours in one day or shift.
2. For any hours worked on Sunday.
3. For all hours worked over eight (8) on Saturday
4. For all hours worked on Holidays

Shift Pay

1. 2nd shift add 6% of hourly wage
2. 3rd shift add 13% of hourly wage
3. Dedicated shift add 6% of hourly wage

NEVADA DEPARTMENT OF TRANSPORTATION
SUPPLEMENTAL NOTICE TO CONTRACTORS NO. 2
Contract No. 3874

Reference is made to Project No. SPI-080-1(086), on FRWA23, in Washoe County, upon which bids will be received until 1:30 p.m., PDT, on the 22nd day of April 2021, and opened publicly on that date at the above hour.

Prospective bidders are hereby directed to replace the following page: Page 47 of 47, "2020-2021 Prevailing Wage Rate Amendment 4A", within the Invitation to Bid at the end of the State Wages, "Prevailing Wage Rates Northern Nevada Rural Counties, Date of Determination: October 1, 2020" with the following page: Page 47 of 47, "2020-2021 Prevailing Wage Rate Amendment 4B".

KRISTINA SWALLOW, P.E., DIRECTOR
Nevada Department of Transportation
1263 South Stewart Street
Carson City, Nevada 89712

THE END

2020-2021 PREVAILING WAGE RATE AMENDMENT 4B

Amendment 4B

- AMENDMENT 4B
- Classification – Ironworker Zone Rate correction
- County – All Regions
- Effective – April 9, 2021

The following represents the amended wage rates.

IRON WORKER	Union
Ironworker-Journeyman	74.49
Ironworker-Foreman	78.59
Ironworker-General Foreman	83.10

See IRON WORKER JOB DESCRIPTION

ADD ZONE RATE

In addition to Iron Worker rates add the applicable amounts per DAY, calculated based on a road mile from the Reno or Las Vegas City Hall.

Zone 1-	60 - 75 Miles	\$20.00
Zone 2-	75 - 100 Miles	\$25.00
Zone 3-	100 miles and over	\$75.00

ADD PREMIUM PAY

One and one half (1X) the regular straight time hourly rate shall be paid:

1. For the first two (2) hours worked in excess of eight (8) on a regular workday Monday-Friday
2. For the first eight (8) hours on Saturday

Double the regular straight time hourly rate shall be paid for all time:

1. For all hours worked over ten (10) hours in one day or shift.
2. For any hours worked on Sunday.
3. For all hours worked over eight (8) on Saturday
4. For all hours worked on Holidays

Shift Pay

1. 2nd shift add 6% of hourly wage
2. 3rd shift add 13% of hourly wage
3. Dedicated shift add 6% of hourly wage

Transportation Management Plan

**FRWA 23 (North Virginia St.)
Washoe County
Milepost 0.00 to 7.78**

Slurry Seal



March 2021



**Nevada Department of Transportation
1263 S. Stewart Street
Carson City, Nevada 89712**

Prepared By: Jody Steele

Executive Summary

This project consists of a slurry seal on FRWA 23 (North Virginia St.) in Washoe County from milepost WA 0.00 to 2.26 and from milepost WA 4.53 to 7.78. The road is classified as an Urban Collector in urban limits. FRWA 23 within the project limits has one lane of traffic in each direction and a posted speed limit of 45 mph from milepost WA 0.0 to 1.8 and 25 mph from milepost WA 1.8 to 7.8. Traffic control will consist of single lane closures which will be done utilizing flaggers and a pilot car.

This Transportation Management Plan (TMP) will describe the transportation management strategies developed throughout the course of this project. The strategies developed include the Maintenance of Traffic Plan and the Transportation Operations Plan.

TMP Roles and Responsibilities

TMP Coordinator

The Nevada Department of Transportation's (NDOT) Project Coordinator for this project is Allisa Root. Jody Steele will serve as the Transportation Management Plan (TMP) Project Manager and is responsible for the overall development of the TMP.

Allisa Root
Office: (775) 888-7865
aroot@dot.nv.gov

Jody Steele
Office: (775) 888-7783
jsteele@dot.nv.gov

TMP Team

The TMP Team is comprised of the individuals who have been involved in the development and review of the TMP. The TMP team consisted of Allisa Root (Maintenance and Operations), Reid Kaiser (HDR Consultant Resident Engineer), Dean Weitzel (HDR Consultant Asst. Resident Engineer), Mike West (Constructability), Jeffrey Bickett, Jody Steele and Jamie Fuller-Dunn (Traffic Operations).

TMP Implementation Task Leaders

The following are some of the implementation responsibilities of Task Leaders as defined in this TMP:

NDOT Resident Engineer

1. Approve staging areas.
2. Coordinate with other construction activity in the general area of this project.
3. Enforce the contract limitations of operations.
4. Review the safety of in-place traffic control and contractor operations.
5. Provide construction information to District II so that they can place it on the 511 website.
6. Identify additional emergency contacts.

Contractor

1. Choose staging areas.
2. Coordinate with other construction activity in the general area of this project.
3. Design and submit traffic control plans.
4. Provide traffic control supervision and inspection.

Emergency Contacts

Rick Bosch, Asst. District II Engineer:	(775) 834-8300 Office; (775) 434-4810 Cellphone
Reid Kaiser, HDR Consultant Resident Engineer	(775) 337-4700 Office; (775) 229-5509 Cellphone
Dean Weitzel, HDR Consultant Asst. Resident Engineer:	(775) 337-4700 Office; (775) 720-0095 Cellphone

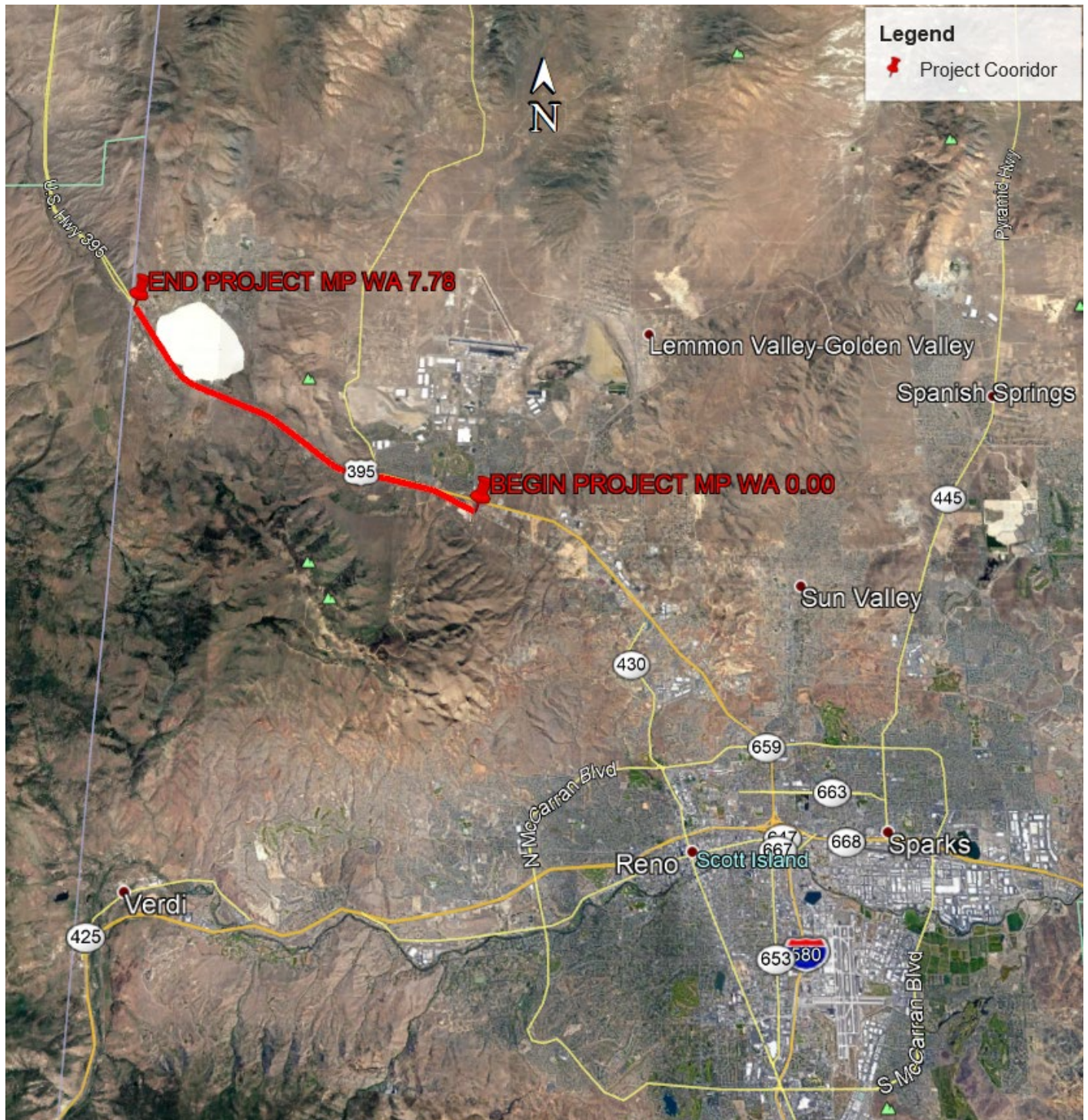
Additional emergency contacts will be identified at the Pre-Construction Meeting.

Project Description

This project consists of a slurry seal on FRWA 23 Washoe County between mileposts WA 0.00 and 7.78.

Project Type

This is a betterment project and is State funded.



General Schedule and Timeline

This project will be constructed in late Spring of 2021. The contractor will be allowed 20 working days for this project.

Existing and Future Conditions

The following Traffic Analysis is provided as a recommendation/guidance for the lane closure hours. This is not to supersede the 108.04 of the Special Provisions. Please refer to that section for the contract Limitations of Operations in development of Contractor designed Lump Sum Traffic Control Plan.

FRWA 23 (North Virginia St.) in the project area is an Urban Collector with one 12-foot lane per direction and 1-foot shoulders on both sides on the paved segments. From milepost WA 2.6 to 4.5 the roadway is 24-feet wide unpaved dirt roadway with no directional traffic divide, this segment will not be improved. On the paved segments, the directional traffic is divided by yellow lane markings. There is guardrail present outside the shoulder at some locations. There is a railroad crossing at milepost WA 0.1. The intersection of North Red Rock Rd and North Virginia St. is a Four-Leg intersection with Three-Way Stop-Control, with FRWA 23 as a minor roadway. All other intersections are Two-Way Stop-Controlled with FRWA 23 as the major roadway. The posted speed limit is 45 mph from milepost WA 0.0 to 1.8 and 25 mph from milepost WA 1.8 to 7.8. No heavy truck data is available for the roadway.

Typical morning peak hour traffic volume on FRWA 23 is 82 vehicles per hour (vph) for the roadway. The morning peak hour traffic period is from 6:00 AM to 7:00 AM. The afternoon peak hour traffic volume is 86 vph for the roadway. The afternoon peak traffic period is from 1:00 PM to 5:00 PM.

FRWA 23: 100 feet South of Red Rock Road (2018) 760 AADT

FRWA 23: 100 feet South of Stateline (2018) 300 AADT

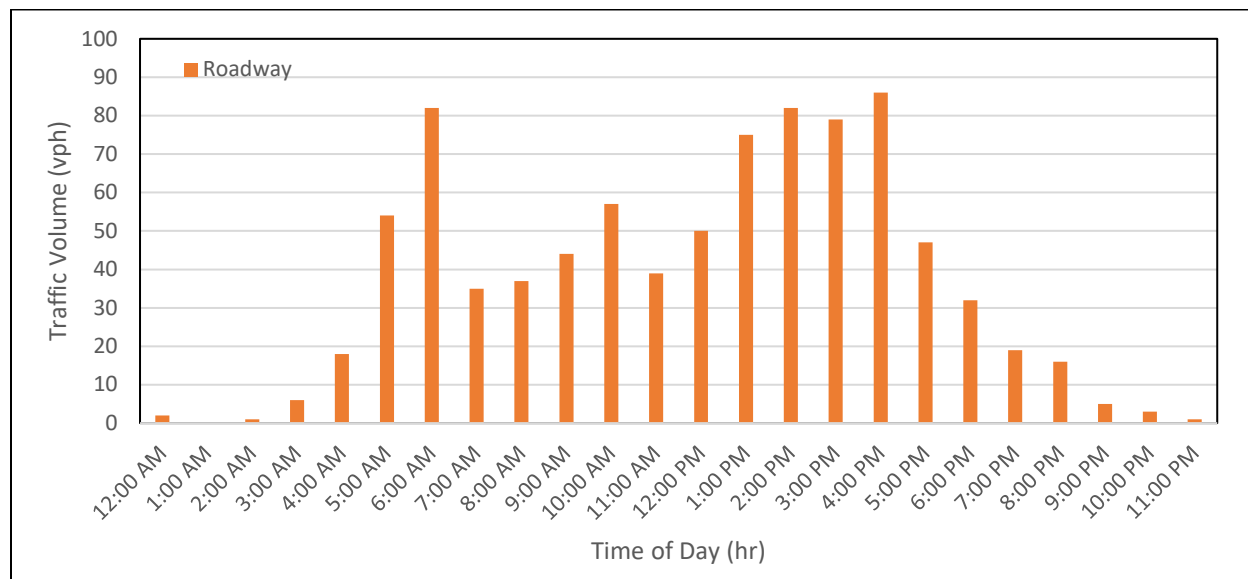


Figure 1: Typical Weekday Traffic Characteristics on FRWA 23 (milepost WA 0.0 to 2.6)

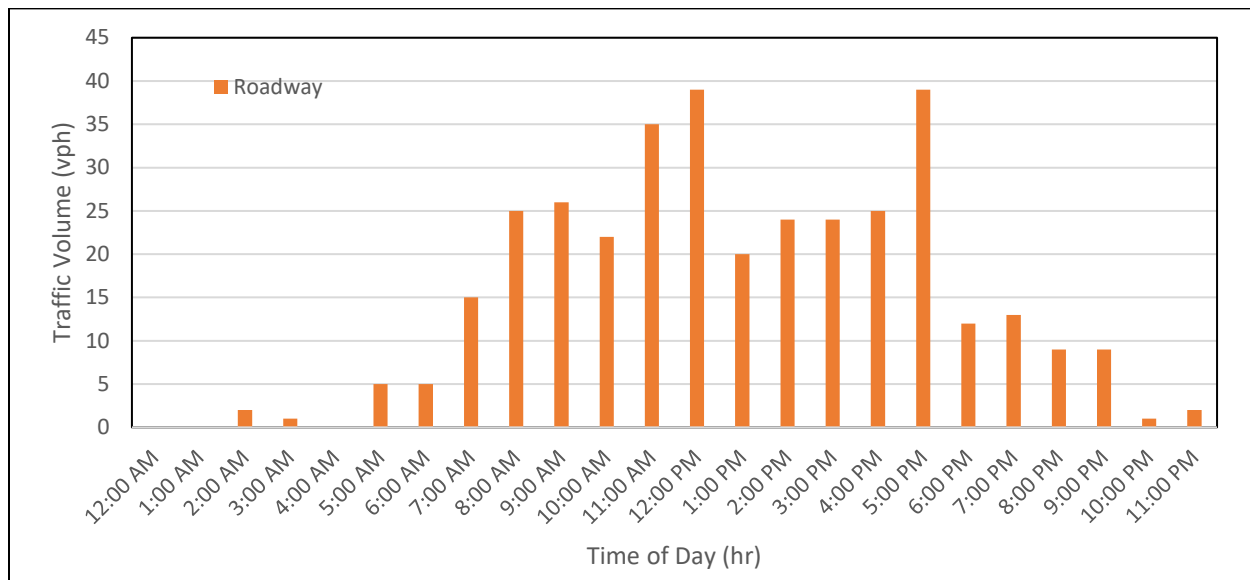


Figure 2: Typical Weekday Traffic Characteristics on FRWA 23 (milepost WA 4.5 to 7.8)

Traffic Operations recommends that pilot car operations be limited to 3.8 miles (measured from flagger to flagger).

Stakeholder Concerns/Issues

Project stakeholders and organizations potentially affected by the project include:

- Nevada DOT
- UPPR
- Washoe County
- Washoe County School District
- Washoe County Sheriff's Office
- RTC Washoe
- Truckee Meadows Fire Protection District
- Nevada Highway Patrol (NHP)
- Emergency Medical Services
- Adjacent local and commercial businesses
- Adjacent residents

Stakeholder traffic concerns and issues, including those by the community and business representatives, known are:

- Delays to traffic and increased travel times
- Construction noise impacts on residents adjacent to the roadway
- Inconvenience to access local businesses and residences

Work Zone Impacts Assessment Report

Qualitative Summary of Anticipated Work Zone Impacts

The work is expected to have impacts on mobility. The construction on FRWA 23 is expected to have lane closures and utilize pilot car operations.

A work zone impact assessment will be developed throughout construction. This ongoing assessment will include daily field surveys that monitor traffic mobility, evaluation of work safety records, and daily evaluation of stakeholder and public complaints. Upon review of the assessments, NDOT and the contractor may choose to modify the traffic control to improve deficiencies as appropriate.

Construction Approach/Phasing/Staging Strategies

This project will be completed using lump sum traffic control, submitted by the contractor and approved by the Resident Engineer.

Regardless of traffic control operations, traffic will not be stopped for more than a 20-minute duration and will not be delayed for more than a total of 30-minutes.

Flaggers are required for all truck ingress and egress locations and for cross street intersections when deemed necessary and directed for safety.

A minimum of 6 changeable message signs will also be deployed to assist the travelling public during construction.

Traffic control operations requiring the stopping of traffic shall use Temporary Transverse Rumble Strips and advance warning signage.

Traffic control operations that take place at night, the use of portable overhead trailer mounted balloon lighting will be mandatory as determined and specified in 625 of the Special Provisions.

Flaggers are required for all truck ingress and egress locations, cross streets and when deemed necessary for safety.

Work Zone Impacts Management Strategies

A variety of management strategies may be deployed to minimize disruption to traffic and maintain a safe working environment. Suggested strategies to minimize impacts are documented in Table 1 (temporary traffic control), Table 2 (traffic operations control), and Table 3 (public information) as shown below:

Table 1- Temporary Traffic Control (TTC) Strategies			
A. Control Strategies		B. Traffic Control Devices	C. Project Coordination, Contracting, and Innovative Construction Strategies
Construction phasing/staging One-lane, two-way operation		Temporary signs <ul style="list-style-type: none">WarningRegulatory Changeable message signs Channelizing devices Flaggers and uniformed traffic control officers Lighting devices	Project Coordination <ul style="list-style-type: none">Coordination with other projectsUtilities coordinationRight-of-Way coordinationCoordination with other transportation infrastructure
Table 2- Transportation Operations (TO)			
A. Demand Management Strategies	B. Corridor/Network Management Strategies	C. Work Zone Safety Management Strategies	D. Traffic/Incident Management and Enforcement Strategies
		Construction safety supervisors/inspectors TMP monitor/inspection team Team meetings Temporary rumble strips	Incident/emergency management coordinator Incident/emergency response plan Dedicated (paid) police enforcement Increased penalties for work zone violations
Table 3- Public Information (PI)			

Press releases/media alerts (Done by Headquarters) Coordination with media, schools, businesses, and/or emergency services	Changeable Message Signs (CMS) Highway information network (web-based) 511 traveler information systems (wireless, handhelds) Social Media (Facebook, Twitter)
---	---

Selected Alternative

The selected alternative for work will be completed using lump sum traffic control submitted by the contractor and approved by the Resident Engineer. Traffic control plans submitted by the contractor will be subject to the construction restrictions and limitations as written in the Special Provisions.

TMP Monitoring

The Resident Engineer will monitor the effectiveness of the TMP through general inspection and traffic control supervision. The Resident Engineer will document unforeseen events relevant to the TMP as well as lessons learned. If any relevant information is documented, it should be distributed to the TMP Project Manager.

Public Information and Outreach Plan

As appropriate, portable CMSs will be used to inform road users of traffic information, such as to alert drivers of possible delays, dates construction will occur, incidents, or alternate routes. The current plan is to deploy 6 changeable message signs 10 days prior to construction activities.

NDOT also maintains work zone information for motorists on the 511 Traveler Information Line as well as on their website (<http://www.nvroads.com>). This project will be posted on the Traveler Information System.

Incident Management Plan

The Incident Management Plan is to be developed, maintained, and monitored by the District Engineer and will follow the standard for National Incident Command System (ICS) principles. Emergency communications are to be discussed at the pre-construction meeting. The traffic control strategies employed will be continuously monitored. Incidents occurring in or near construction will be investigated to identify and address contributing causes. Emergency services and law enforcement will be relied upon to oversee incident response and management.

Rick Bosch from District II 775-834-8300 (office) will be the point of contact for Nevada's Traffic Incident Management (TIM) Coalition. In the event Rick Bosch is unavailable, Reid Kaiser from HDR will be the point of contact. Reid Kaiser can be reached at 775-337-4700 (office) and 775-229-5509 (cellphone). The TIM Coalition is a partnership of agencies and organizations working together towards common objectives. These common objectives include enhancing first responder safety, reducing roadway and incident clearance times and reducing secondary crashes. TIM will also be discussed, planned and reviewed at the bi-weekly meeting with NDOT, contractor and the stakeholders.

STATE OF NEVADA

STEVE SISOLAK
GOVERNOR

TERRY REYNOLDS
DIRECTOR

SHANNON M. CHAMBERS
LABOR COMMISSIONER



OFFICE OF THE LABOR COMMISSIONER
3300 WEST SAHARA AVENUE, SUITE 225
LAS VEGAS, NEVADA 89102
PHONE: (702) 486-2650
FAX (702) 486-2660

OFFICE OF THE LABOR COMMISSIONER
1818 COLLEGE PARKWAY, SUITE 102
CARSON CITY, NV 89706
PHONE: (775) 684-1890
FAX (775) 687-6409

2021 PREVAILING WAGE RATES WASHOE COUNTY

DATE OF DETERMINATION: October 1, 2020

**APPLICABLE FOR PUBLIC WORKS PROJECTS OVER \$100,000 BID/AWARDED
OCTOBER 1, 2020 THROUGH SEPTEMBER 30, 2021***

Pursuant to Nevada Revised Statutes (NRS) section 338.030(9)(a), "If the contract for a public work: (a) Is to be awarded pursuant to a competitive bidding process, the prevailing wages in effect at the time of the opening of the bids for a contract for a public work must be paid until the completion or termination of the contract or for the 36 months immediately following the date on which the bids were opened, whichever is earlier." For contracts not awarded pursuant to competitive bidding, please see NRS section 338.030(9)(b). However, if a project exceeds 36 months new wage rates may apply pursuant to NRS section 338.030(9)(10). Prevailing Wage Rates may be adjusted based on Collective Bargaining Agreements (CBA's) and adjustments to those agreements. (See NRS 338.030)

As Amendments/Revisions are made to the wage rates, these will be posted on the website for each respective Region. Please review regularly for any Amendments/Changes that are posted or contact our offices directly for further assistance.

[AIR BALANCE TECHNICIAN](#)
[ALARM INSTALLER](#)
[BOILERMAKER](#)
[BRICKLAYER](#)
[CARPENTER](#)
[CEMENT MASON](#)
[ELECTRICIAN-COMMUNICATION TECH.](#)
[ELECTRICIAN-LINE](#)
[ELECTRICIAN-NEON SIGN](#)
[ELECTRICIAN-WIREMAN](#)
[ELEVATOR CONSTRUCTOR](#)
[FENCE ERECTOR](#)
[FLAGPERSON](#)
[FLOOR COVERER](#)
[GLAZIER](#)
[HIGHWAY STRIPER](#)
[HOD CARRIER-BRICK MASON](#)
[HOD CARRIER-PLASTERER TENDER](#)
[IRON WORKER](#)
[LABORER](#)
[LUBRICATION AND SERVICE ENGINEER](#)
[\(MOBILE AND GREASE RACK\)](#)

[MECHANICAL INSULATOR](#)
[MILLWRIGHT](#)
[OPERATING ENGINEER](#)
[OPERATING ENG. STEEL](#)
[FABRICATOR/ERECTOR](#)
[OPERATING ENGINEER-PILEDRIIVER](#)
[PAINTER](#)
[PILEDRIIVER](#) (NON-EQUIPMENT)
[PLASTERER](#)
[PLUMBER/PIPEFITTER](#)
[REFRIGERATION](#)
[ROOFER](#) (Does not include sheet metal roofs)
[SHEET METAL WORKER](#)
[SOIL TESTER \(CERTIFIED\)](#)
[SOILS AND MATERIALS TESTER](#)
[SPRINKLER FITTER](#)
[SURVEYOR](#) (NON-LICENSED)
[TAPER](#)
[TILE /TERRAZZO WORKER/MARBLE MASON](#)
[TRAFFIC BARRIER ERECTOR](#)
[TRUCK DRIVER](#)
[WELL DRILLER](#)

Nevada Revised Statutes (NRS) 338.010(21) "Wages" means:

- a) The basic hourly rate of pay; and
- b) The amount of pension, health and welfare, vacation and holiday pay, the cost of apprenticeship training or other similar programs or other bona fide fringe benefits which are a benefit to the workman.

NRS 338.035 Discharge of part of obligation of contractor or subcontractor engaged on public work to pay wages by making certain contributions in name of workman.

"Bona fide fringe benefit" means a benefit in the form of a contribution that is made not less frequently than monthly to an independent third party pursuant to a fund, plan or program: (a) Which is established for the sole and exclusive benefit of a worker and his or her family and dependents; and (b) For which none of the assets will revert to, or otherwise be credited to, any contributing employer or sponsor of the fund, plan or program. The term includes, without limitation, benefits for a worker that are determined pursuant to a collective bargaining agreement and included in the determination of the prevailing wage by the Labor Commissioner pursuant to NRS 338.030.

Please see NRS 338.010 for further details on "Bona fide fringe benefits" and reporting requirements and exceptions.

Job Descriptions for Recognized Classes of Workmen

Regarding job descriptions for public works projects, please take notice of the following:

1. The job description links have been redacted to include ONLY the scope of work for the craft.
2. Pursuant to NAC 338.0095(1)(a), "A workman employed on a public work must be paid based on the type of work that the workman actually performs on the public work and in accordance with the recognized class of the workman."
3. The work description for a particular class is not intended to be jurisdictional in scope.
4. Any person who believes that a type of work is not classified, or who otherwise needs clarification pertaining to the recognized classes or job descriptions, shall contact the Labor Commissioner, in writing, for a determination of the applicable classification and pay rate for a particular type of work.
5. The job descriptions set forth or referenced herein supersede any and all descriptions previously agreed upon by the Labor Commissioner in any settlement agreements or stipulations arising out of contested matters.
6. The following specific provisions, where applicable, shall prevail over any general provisions of the job descriptions:
 - Amendments to the prevailing wage determinations;
 - Group Classifications and/or descriptions recognized by the Labor Commissioner and included with wage determinations for a particular type of work in a particular county.

Zone Rates

The zone rate has been added to each applicable craft.

Premium Pay

Premium pay for hours worked in excess of a shift of 8 hours or 12 hours or such other time increment set forth in the Collective Bargaining Agreement or on a weekend or holiday.

PREVAILING WAGE RATES INCLUDE THE BASE RATE AS WELL AS ALL APPLICABLE FRINGES

CRAFT	RATE	Union or Non-union Rate
AIR BALANCE TECHNICIAN		
		Union
Air Balance Technician-Journeyman		66.45
Air Balance Technician-Foreman		70.28
Air Balance Technician-General Foreman		74.10
<p>See AIR BALANCE TECHNICIAN JOB DESCRIPTION</p> <p>ADD ZONE RATE In addition to AIR BALANCE rates add the applicable amounts per hour, calculated based on a road from the courthouse in Reno, Nevada:</p> <p>Zone 1- 1 to 75 miles \$0.00 (including the City of Fallon and the Fallon Naval Air Base) Zone 2- 75 to 100 miles \$5.00 Zone 3- over 100 miles \$10.00 the employee shall be provided reasonable lodging and meal expenses.</p> <p>ADD PREMIUM PAY</p> <p>All hourly rates are subject to Over Time (One and one half 1 ½) of the Regular rate:</p> <ol style="list-style-type: none"> For all hours worked over Eight (8) Hours in one day or shift. For the first Eight (8) Hours work on Saturday. <p>All hourly rates are subject to Double Time of the Regular Rate:</p> <ol style="list-style-type: none"> For all hours worked over Ten (10) Hours in one day or shift. For all hours worked over Eight (8) Hours on Saturday. For all hours worked on Sunday, New Year's Day, President's Day, Memorial Day, Independence Day, Labor Day, Nevada Day, Thanksgiving Day, Day after Thanksgiving, Day before Christmas, and Christmas Day. 		
ALARM INSTALLER		Non-Union
Alarm Installer		32.77
<p>ALARM INSTALLER Includes but is not limited to:</p> <ol style="list-style-type: none"> Installing or testing electrical protective signaling systems used to provide notification of fire, burglary or other irregularities on the premises of the subscriber of the system; Installing of wiring and signaling units; Repairing electrical protective signaling systems Starting up, programming and documenting systems; 		
BOILERMAKER		Non-Union
Boilermaker		67.92
BOILERMAKER		

Includes but is not limited to:

1. Constructing, assembling, maintaining and repairing stationary steam boilers and boiler house auxiliaries;
2. Aligning structures or plate sections to assemble boiler frame tanks or vats;
3. Assisting in the testing of assembled vessels, directing cleaning of boilers and boiler furnaces;
4. Inspecting and repairing boiler fittings, including, without limitation, safety valves, regulators, automatic-control mechanisms, water columns and auxiliary machines.

BRICKLAYER	Non-Union
Bricklayer-Journeyman	39.38
Bricklayer-Foreman	39.38
Bricklayer-General Foreman	39.38

BRICKLAYER, includes but is not limited to:

1. Laying materials, including without limitation, brick, structural tile and blocks of concrete, cinder, glass, gypsum and terra cotta, but not including stone, to construct or repair walls, partitions, arches, sewers, and other structures;
2. Laying and aligning bricks, blocks or tiles to build or repair structures for high temperature equipment, including, without limitation, cupola, kilns, ovens and furnaces; and
3. Fastening or fusing brick or other building materials to structures with wire clamps, anchor holes, torches or cement.
4. Pointing-cleaning-caulking of all types of masonry; caulking of window frames encased in masonry on brick, stone or cement structures, including grinding and cutting out on such work and sand blasting, steam cleaning and gunite work.
5. Pointing, cleaning and weatherproofing of buildings, grain elevators and chimneys built of stone, brick or concrete, including grinding and cutting out, sand blasting and gunite work on the same.

CARPENTER	Union
Carpenter-Journeyman	51.26
Carpenter-Foreman	54.56
Carpenter-General Foreman	58.19

See CARPENTER JOB DESCRIPTION

ADD ZONE RATE

(Building and Heavy Highway and Dam Construction)

In addition to CARPENTER rates add the applicable amounts per hour, calculated from the Washoe County Courthouse:

Zone 1-	0 to 75 miles	\$0.00 (Road miles from the Washoe County Courthouse)
Zone 2-	75-150 miles	\$4.00
Zone 3-	150-300 miles	\$5.00
Zone 4-	over 300 miles	\$6.00

ADD PREMIUM PAY

Any work performed over eight (8) hours per day and on Saturdays shall be compensated at time and

one-half (1-1/2x) the appropriate hourly rate. All work performed on Sundays, holidays and over twelve (12) hours in one (1) day shall be compensated at two times (2x) the appropriate hourly rate.

CEMENT MASON	Union
Cement Mason-Journeyman	45.12
Cement Mason-Foreman	48.37

See CEMENT MASON JOB DESCRIPTION

ADD ZONE RATE

In addition to CEMENT MASON rates add the applicable amounts per hour, calculated from the Reno Post Office, 50 So. Virginia St., Reno, Nevada:

Zone 1-	0-90 miles	\$0.00
Zone 2-	91 miles and over	\$6.00

ADD PREMIUM PAY

OVERTIME – Any worked performed over eight (8) hours per day shall be compensated at time and one half the hourly rate. All work performed after twelve (12) consecutive hours shall be paid at double the hourly rate. All worked performed on Saturdays shall be compensated at time and one half the hourly rate. All Sunday and Holiday work shall be paid for at double time.

ELECTRICIAN-COMMUNICATION TECHNICIAN	Union
Communication Installer	38.52
Communication Technician	42.50
Senior Technician	45.59

See ELECTRICIAN-COMMUNICATION TECH JOB DESCRIPTION

ADD ZONE RATE

In addition to Electrician Communication Tech rates add the applicable amounts per hour, calculated from the Washoe County Courthouse:

Zone 1-	0-70 miles	\$0.00
Zone 2-	71-90 miles	\$5.00
Zone 3 -	91 miles and over	\$7.00

ADD PREMIUM PAY

One and one half (1 ½) the regular straight time hourly rate shall be paid:

1. For all hours worked over eight (8) hours in one day or shift.
2. For the first eight (8) hours worked on Saturday

Double the regular straight time hourly rate shall be paid for all time:

1. For all hours worked over eight (10) hours in one day or shift.
2. For any hours worked on Sunday
3. For any hours worked on Holidays

Shift Rates

1. Swing shift to be paid at seventeen-point three (17.3) percent the regular straight time rate for hours between 4:30 p.m. and 1:00 a.m.
2. Graveyard shift to be paid at thirty-one-point four (33.4) percent the regular straight time rate for hours between 12:30 a.m. and 9:00 a.m.
3. Shifts are established for at least five (5) consecutive days or double the regular straight time rate shall be paid.

****Note – Double the straight time rate is the max rate paid. (No pyramiding of overtime rates)**

ELECTRICIAN-LINE	Union
Electrician-Groundman	42.28
Electrician-Lineman	64.02
Electrician-Foreman	70.19
Electrician-General Foreman	76.56
Heavy Equipment Operator	52.19

See ELECTRICIAN LINEMAN JOB DESCRIPTION

ADD PREMIUM PAY

Premium pay for hours worked in excess of a shift of 8 hours or 12 hours or such other time increment set forth in the Collective Bargaining Agreement or on a weekend or holiday.

ELECTRICIAN-NEON SIGN	Union
Electrician-Neon Sign	54.44

ELECTRICIAN-NEON SIGN, includes but is not limited to:

1. Installing, servicing and repairing plastic, neon and illuminated signs;
2. Ascending ladders or operating hydraulic or electric hoist to install, service, or examine sign to determine cause of malfunction;
3. Wiring, rewiring or removing defective parts and installing new parts using electrician's tools;
4. Removing sign or part of sign for repairs, such as structural fabrication, scroll repair, or transformer repair;

ADD PREMIUM PAY

One and one half (1 ½) the regular straight time hourly rate shall be paid:

1. For all hours worked over eight (8) hours in one day or shift, either before or after the shift.
2. For up to 8 hours worked on Saturday from midnight to midnight.

Double the regular straight time hourly rate shall be paid for all time:

1. For all hours worked over eleven (11) hours in one day or shift, Monday thru Friday.
2. For all hours worked in excess of 8 hours on Saturday, Sundays or Holidays.

SHIFT DIFFERENTIAL

Second Shift (Swing) will be an additional \$0.75 cents per hour.

Third Shift (Graveyard) will be an additional \$1.00 per hour.

HIGH TIME (Working at heights)

1. All employees working at height of 65 feet and subject to a direct fall shall be paid an additional \$2.25 per hour in addition to their normal rate for a minimum of 2 hours.

2. All employees working at height of 125 feet or when repelling below 65 feet shall be paid an additional \$3.25 per hour in addition to their normal rate for a minimum of 4 hours.

FOREMAN

1. First employee on the job must have a CDL and Welder certification and shall be paid \$1.00 per hour in addition to their normal rate of pay.
2. When supervising (5) or more workers shall be paid an additional \$1.25 per hour.

ELECTRICIAN-WIREMAN	Union
Wireman	61.64
Cable Splicer	65.91
Wireman-Foreman	65.91
Wireman-General Foreman	70.18

See ELECTRICIAN-WIREMAN JOB DESCRIPTION

ADD ZONE RATE

In addition to Electrician rates add the applicable amounts per hour, calculated from the Washoe County Courthouse:

Zone 1-	0-70 miles	\$0.00
Zone 2-	71-90 miles	\$8.00
Zone 3 -	91 miles and over	\$10.00

ADD PREMIUM PAY

Premium pay for hours worked in excess of a shift of 8 hours or 12 hours or such other time increment One and one half (1 ½) the regular straight time hourly rate shall be paid:

1. For all hours worked over eight (8) hours in one day or shift.
2. For the first eight (8) hours worked on Saturday

Double the regular straight time hourly rate shall be paid for all time:

3. For all hours worked over ten (10) hours in one day or shift.
4. For any hours worked on Sunday
5. For any hours worked on Holidays

Shift Rates

1. Swing shift to be paid at seventeen-point three (17.3) percent the regular straight time rate for hours between 4:30 p.m. and 1:00 a.m.
2. Graveyard shift to be paid at thirty-one-point four (33.4) percent the regular straight time rate for hours between 12:30 a.m. and 9:00 a.m.
3. Shifts are established for at least five (5) consecutive days or double the regular straight time rate shall be paid.

****Note – Double the straight time rate is the max rate paid. (No pyramiding of overtime rates)**

ELEVATOR CONSTRUCTOR	Union
Elevator Constructor-Journeyman Mechanic	110.13
Elevator Constructor-Mechanic in Charge	119.55

ELEVATOR CONSTRUCTOR, includes but is not limited to:

1. Assembling, installing, repairing and maintaining electric and hydraulic freight and passenger elevators, escalators and dumbwaiters;
2. Cutting prefabricated sections of framework, rails and other elevator components to specified dimensions, using acetylene torch, power saw, and disc grinder;
3. Installing cables, counterweights, pumps, motor foundations, escalator drives, guide rails, elevator cars, and control panels, using hand tools;

ADD PREMIUM PAY

Premium pay for hours worked in excess of a shift of 8 hours or 12 hours or such other time increment set forth in the Collective Bargaining Agreement or on a weekend or holiday.

FENCE ERECTOR

Non-Union

Fence Erector

44.68

FENCE ERECTOR

Includes but is not limited to:

1. Erecting or repairing chain link, wooden, tortoise, wire/wire mesh, or temporary fencing;
2. Mixing and pouring concrete around bases of posts and tamping soil into post hole to embed post;
3. Digging post holes with a spade, post hole digger or power-driven auger;
4. Aligning posts through the use of lines or by sighting;
5. Verifying vertical alignment of posts with a plumb bob or spirit level;

FLAGPERSON

Union

Flagperson

39.06

FLAG PERSON, includes but is not limited to:

1. Directing movement of vehicular traffic through construction projects;
2. Distributing traffic control signs and markers along site in designated pattern;
3. Informing drivers of detour routes through construction sites;

ADD LABORER ZONE RATE

(Highway and Dam Construction only)

In addition to LABORER rates add the applicable amounts per hour, calculated based on a road miles from either the Carson City Courthouse or the Washoe County Courthouse:

Zone 1-	0 to 75 miles	\$0.00
Zone 2-	75 to 150 miles	\$4.00
Zone 3-	150 to 300 miles	\$5.00
Zone 4-	300 miles and over	\$6.00

ADD PREMIUM PAY

One and one half (1 ½) the regular straight time hourly rate shall be paid:

1. For all hours worked over eight (8) hours in one day or shift.
2. For any hours worked on Saturday from midnight to midnight.

Double the regular straight time hourly rate shall be paid for all time:

1. For all hours worked over twelve (12) hours in one day or shift.
2. For any hours worked on Sunday from midnight to midnight.
3. For any hours worked on holidays from midnight to midnight.

FLOOR COVERER	Union
Floor Coverer-Journeyman	46.44
Floor Coverer-Foreman	48.76
See FLOOR COVERER JOB DESCRIPTION	
ADD PREMIUM PAY Shift work 1. \$2.00 per hour will be added to the taxable net wage to shift schedule of hours worked between 6:00 p.m. and 6:00 a.m. The Union must be notified in advance before utilizing shift work on a particular job. One and one half (1 ½) time -shall be calculated using one (1) hour of the taxable net wage and one half (1/2) the base wage (Article 23, section 5), to be paid for all time: 1. For all hours worked over ten (10) hours in one day or shift. 2. For any hours worked on Saturday from midnight to midnight Double time -shall be calculated using one (1) hour of the taxable net wage and one (1) of the base wage (Article 23, section 5), to be paid for all time: 1. For any hours worked on Sunday from midnight to midnight 2. For any hours worked on holidays from midnight to midnight	
GLAZIER	Non-Union
Glazier Journeyman	23.90
GLAZIER Includes but is not limited to: 1. Installing, setting, cutting, preparing, or removal of glass, or materials used in lieu thereof, including, without limitation, in windows, doorways, showers, bathtubs, skylights and display cases; 2. Installing glass on surfaces, including, without limitation, fronts of buildings, interior walls and ceilings; 3. Installing pre-assembled framework for windows and doors designed to be fitted with glass panels, including stained glass windows by using hand tools; 4. Loading and arranging of glass on trucks at the site of the public work;	
HIGHWAY STRIPER	Union
Highway Striper	44.68
See HIGHWAY STRIPER JOB DESCRIPTION	
ADD LABORER ZONE RATE (Highway and Dam Construction only) In addition to LABORER rates add the applicable amounts per hour, calculated based on a road miles from either the Carson City Courthouse or the Washoe County Courthouse: Zone 1- 0 to 75 miles \$0.00 Zone 2- 75 to 150 miles \$4.00 Zone 3- 150 to 300 miles \$5.00 Zone 4- 300 miles and over \$6.00	

ADD PREMIUM PAY

One and one half (1 ½) the regular straight time hourly rate shall be paid:

3. For all hours worked over eight (8) hours in one day or shift.
4. For any hours worked on Saturday from midnight to midnight.

Double the regular straight time hourly rate shall be paid for all time:

4. For all hours worked over twelve (12) hours in one day or shift.
5. For any hours worked on Sunday from midnight to midnight.
6. For any hours worked on holidays from midnight to midnight.

HOD CARRIER-BRICK MASON TENDER

Union

Brick Mason-Journeyman

41.98

Brick Mason-Foreman

42.38

See HOD CARRIER-BRICK MASON TENDER JOB DESCRIPTION

ADD ZONE RATE

In addition to Hod Carrier Brick Mason Tender rates add the applicable amounts per hour, calculated based on road miles from the Washoe County Courthouse:

Zone 1- 35 to 75 miles \$1.25

Zone 2- 76 miles and over \$7.50

ADD PREMIUM PAY

One and one half (1 ½) the regular straight time hourly rate shall be paid:

1. For all hours worked over eight (8) hours in one day or shift.
2. For any hours worked on Saturday from midnight to midnight.

Double the regular straight time hourly rate shall be paid for all time:

1. For all hours worked over twelve (12) hours in one day or shift.
2. For any hours worked on Sunday from midnight to midnight.
3. For any hours worked on holidays from midnight to midnight.

HOD CARRIER-PLASTERER TENDER

Union

Plasterer Tender-Journeyman

42.77

Plasterer Tender-Gun Tender

43.77

Plasterer Tender-Foreman

44.13

See HOD CARRIER-PLASTERER JOB DESCRIPTION

ADD ZONE RATE

In addition to Hod Carrier Plasterer rates add the applicable amounts per hour, calculated based on road miles from So. Virginia St., Reno, Nevada:

Zone 1 1-70 miles \$0.00

Zone 2 70 miles and over \$8.00

ADD PREMIUM PAY

One and one half (1 ½) the regular straight time hourly rate shall be paid:

1. For all hours worked over eight (8) hours in one day or shift.
2. For any hours worked on Saturday from midnight to midnight.

Double the regular straight time hourly rate shall be paid for all time:

1. For all hours worked over twelve (12) hours in one day or shift.
2. For any hours worked on Sunday from midnight to midnight.
3. For any hours worked on holidays from midnight to midnight.

IRON WORKER	Union
Ironworker-Journeyman	74.49
Ironworker-Foreman	78.59
Ironworker-General Foreman	83.10

See IRON WORKER JOB DESCRIPTION

ADD ZONE RATE SEE AMENDMENT 4 FOR ZONE RATES, SEE AMENDMENT 4A & 4B

In addition to Iron Worker rates add the applicable amounts per hour, calculated based on a road mile from the Reno City Hall.

Zone 1- 60 - 75 Miles	\$3.13
Zone 2- 75 - 100 Miles	\$6.26
Zone 3- 100 miles and over	\$7.50

Travel Reimbursement First Day In/ Last Day Out

Zone 1 - 60 - 75 Miles	\$25.00
Zone 2- 75 - 100 Miles	\$50.00
Zone 3- 100 miles and over	\$60.00
Each additional 50 miles \$25.00	

ADD PREMIUM PAY

One and one half (1X) the regular straight time hourly rate shall be paid:

1. For the first two (2) hours worked in excess of eight (8) on a regular workday Monday-Friday
2. For the first eight (8) hours on Saturday

Double the regular straight time hourly rate shall be paid for all time:

1. For all hours worked over ten (10) hours in one day or shift.
2. For any hours worked on Sunday.
3. For all hours worked over eight (8) on Saturday
4. For all hours worked on Holidays

Shift Pay

1. 2nd shift add 6% of hourly wage
2. 3rd shift add 13% of hourly wage
3. Dedicated shift add 6% of hourly wage

LABORER	Union
<u>SEE GROUP CLASSIFICATIONS</u>	
Landscaper	36.77
Furniture Mover	38.27
Group 1	41.93
Group 1A	39.06

Group 2	42.03
Group 3	42.18
Group 4	42.43
Group 4A	44.93
Group 5	42.73
Group 6	
Nozzlemen, Rodmen	41.73
Gunmen, Materialmen	42.13
Reboundmen	41.78
Gunit Foremen	42.83

See LABORER JOB DESCRIPTION

ADD ZONE RATE

LABORER (Highway and Dam Construction only)

In addition to LABORER rates add the applicable amounts per hour, calculated based on a road miles from either the Carson City Courthouse or the Washoe County Courthouse:

Zone 1-	0 to 75 miles	\$0.00
Zone 2-	75 to 150 miles	\$4.00
Zone 3-	150 to 300 miles	\$5.00
Zone 4-	300 miles and over	\$6.00

LABORER (Building Construction)

In addition to LABORER rates add the applicable amounts per hour, calculated based on road miles from either the Carson City Courthouse or the Washoe County Courthouse:

Zone 1-	0 to 75 miles	\$0.00
Zone 2-	75 to 150 miles	\$4.00
Zone 3-	150 to 300 miles	\$5.00
Zone 4-	300 miles and over	\$6.00

ADD PREMIUM PAY

One and one half (1 ½) the regular straight time hourly rate shall be paid:

1. For all hours worked over eight (8) hours in one day or shift.
2. For any hours worked on Saturday from midnight to midnight.

Double the regular straight time hourly rate shall be paid for all time:

1. For all hours worked over twelve (12) hours in one day or shift.
2. For any hours worked on Sunday from midnight to midnight.
3. For any hours worked on holidays from midnight to midnight.

LUBRICATION AND SERVICE ENGINEER (MOBILE AND GREASE RACK)	Union
Lubrication and Service Engineer (mobile and grease rack)	62.81

ADD ZONE RATE

In addition to: **LUBRICATION AND SERVICE ENGINEER (MOBILE AND GREASE RACK)** rates add the applicable amounts per hour calculated based on a road miles from the Carson City Courthouse or Washoe County Courthouse.

Zone 1-	0 to 75 miles	\$0.00
Zone 2-	75 to 150 miles	\$4.00
Zone 3-	150 to 300 miles	\$5.00
Zone 4-	301 miles and over	\$6.00

ADD PREMIUM PAY

1. One and one-half (1-1/2) times the applicable straight-time rate for the day, shift, work, equipment and classification shall be paid for all work (including repair work and field survey work) performed on Saturday and before a shift begins and after it ends, except when operating equipment servicing a craft that is receiving double time on commercial building construction, in which case double time shall be paid.

2. Overtime. The following rates shall apply on Sundays and holidays and all work before a shift begins and after it ends:

Holidays. Double the applicable straight-time rate shall be paid for all work (including repair, maintenance and field survey work) performed on Sundays and the following holidays: New Year's Day (January 1); Memorial Day (last Monday in May); Independence Day (July 4); Labor Day (1st Monday in September); Nevada Admission Day (last Friday in October); Thanksgiving Day (4th Thursday in November); the day after Thanksgiving Day; and Christmas Day (December 25). Holidays falling on Sunday shall be observed on the following Monday. Holiday hours shall be reckoned on the same basis as Sunday hours.

Saturday Shift Period. On any shift, Saturday shall be the twenty-four-hour period commencing at 12:00 midnight Friday.

Sunday Shift Period. On any shift, Sunday shall be the twenty-four-hour period commencing at 12:00 midnight Saturday.

3. For hours worked in excess of (12) on any such workday, an Employee shall be paid two (2) times the regular straight-time rate of pay for each hour so worked.

MECHANICAL INSULATOR	Union
Mechanical Insulator-Mechanic	67.85
Mechanical Insulator-Foreman	71.85
Mechanical Insulator-General Foreman	73.85

MECHANICAL INSULATOR, includes but is not limited to:

1. Covering and lining structures with cork, canvas, tar paper, magnesia and related materials;
2. Installing blown-on insulation on pipe and machinery;
3. Lining of mechanical room surfaces and air handling shafts;
4. Filling and damming of fire stops and penetrations including, but not limited to, electrical and mechanical systems;
5. Foam applications for the purpose of thermal, acoustical, or fire protective purposes, including RTV foams or equivalents, applied to mechanical or electrical systems;
6. Duct lining and duct wrapping, direct application and installation of fire protection of grease ducts, exhaust systems, or any other ductwork for acoustical or thermal purposes;
7. Insulation of field joints on pre-insulated underground piping and the pouring of Gilsilite or its equivalent;

8. The application of material, including metal and PVC jacketing, on piping, fittings, valves, flanges, boilers, ducts, plenums, flues, tanks, vats, equipment and any other hot or cold surface for the purpose of thermal control;

ADD ZONE RATE

In addition to MECHANICAL INSULATOR rates add the applicable amounts per hour, calculated based on a radius figured from Reno City Hall:

Zone 1-	0-20 miles	\$1.25
Zone 2-	21-40 miles	\$2.50
Over	40 miles	\$10.63

ADD PREMIUM PAY

Premium pay for hours worked in excess of a shift of 8 hours or 12 hours or such other time increment set forth in the Collective Bargaining Agreement or on a weekend or holiday.

MILLWRIGHT	Union
Millwright-Journeyman	66.36
Millwright-Welder	67.36
Millwright-Foreman	70.23
Millwright-General Foreman	74.49

See MILLWRIGHT JOB DESCRIPTION

ADD ZONE RATE

In addition to MILLWRIGHT rates, add the applicable amounts per hour, calculated on road miles from the Washoe County Courthouse:

Zone 1-	1 to 15 miles	\$0.00
Zone 2-	15 to 35 miles	\$2.50
Zone 3-	over 35 miles	\$4.25

ADD PREMIUM PAY

First two (2) hours outside the regular constituted shift shall be at the rate of time and one-half (1½X).

Saturdays up to the first ten (10) hours shall be at the rate of time and one-half (1½X). All additional hours and Sundays and holidays shall be the rate of double time (2X). When working on Sundays and holidays, there will be one dollar and fifty cents (\$1.50) per hour additional paid to Pension Annuity.

OPERATING ENGINEER	Union
<u>SEE GROUP CLASSIFICATIONS</u>	
Group 1	57.79
Group 1A	60.55
Group 2	61.08
Group 3	61.35
Group 4	62.09
Group 5	62.39
Group 6	62.56
Group 7	62.81

Group 8	63.40
Group 9	63.72
Group 10	64.07
Group 10A	64.26
Group 11	64.50
Group 11A	66.14
Group 11B	66.95
Foreman	66.14
Add 12.5% to base rate for "Special" shift	

OPERATING ENGINEER, includes but is not limited to:

Operate one or several types of power construction equipment, such as motor graders, bulldozers, scrapers, compressors, pumps, derricks, shovels, tractors, or front-end loaders to excavate, move, and grade earth, erect structures, or pour concrete or other hard surface pavement.

ADD ZONE RATE

In addition to: **OPERATING ENGINEER** rates add the applicable amounts per hour calculated based on a road miles from the Carson City Courthouse or Washoe County Courthouse

Zone 1-	0 to 75 miles	\$0.00
Zone 2-	75 to 150 miles	\$4.00
Zone 3-	150 to 300 miles	\$5.00
Zone 4-	301 miles and over	\$6.00

ADD PREMIUM PAY

1. One and one-half (1-1/2) times the applicable straight-time rate for the day, shift, work, equipment and classification shall be paid for all work (including repair work and field survey work) performed on Saturday and before a shift begins and after it ends, except when operating equipment servicing a craft that is receiving double time on commercial building construction, in which case double time shall be paid.

2. Overtime. The following rates shall apply on Sundays and holidays and all work before a shift begins and after it ends:

Holidays. Double the applicable straight-time rate shall be paid for all work (including repair, maintenance and field survey work) performed on Sundays and the following holidays: New Year's Day (January 1); Memorial Day (last Monday in May); Independence Day (July 4); Labor Day (1st Monday in September); Nevada Admission Day (last Friday in October); Thanksgiving Day (4th Thursday in November); the day after Thanksgiving Day; and Christmas Day (December 25). Holidays falling on Sunday shall be observed on the following Monday. Holiday hours shall be reckoned on the same basis as Sunday hours.

Saturday Shift Period. On any shift, Saturday shall be the twenty-four-hour period commencing at 12:00 midnight Friday.

Sunday Shift Period. On any shift, Sunday shall be the twenty-four-hour period commencing at 12:00 midnight Saturday.

3. For hours worked in excess of 12) on any such work day, an Employee shall be paid two (2) times the regular straight-time rate of pay for each hour so worked.

OPERATING ENGINEER-STEEL FABRICATOR & ERECTOR	Union
SEE GROUP CLASSIFICATIONS	
Group 1	73.09
Group 1 Truck Crane Oiler	66.92
Group 1 Oiler	64.96
Group 2	71.58
Group 2 Truck Crane Oiler	66.67
Group 2 Oiler	64.75
Group 3	70.34
Group 3 Truck Crane Oiler	66.45
Group 3 Oiler	64.53
Group 3 Hydraulic	66.12
Group 4	68.61
Group 5	67.51
Add 12.5% to base rate for "Special" Shift	

OPERATING ENGINEER, included but is not limited to:

Operate one or several types of power construction equipment, such as motor graders, bulldozers, scrapers, compressors, pumps, derricks, shovels, tractors, or front-end loaders to excavate, move, and grade earth, erect structures, or pour concrete or other hard surface pavement.

ADD ZONE RATE

In addition to: **OPERATING ENGINEER-STEEL FABRICATOR & ERECTOR** rates add the applicable amounts per hour calculated based on a road miles from the Carson City Courthouse or Washoe County Courthouse

Zone 1-	0 to 75 miles	\$0.00
Zone 2-	75 to 150 miles	\$4.00
Zone 3-	150 to 300 miles	\$5.00
Zone 4-	301 miles and over	\$6.00

ADD PREMIUM PAY

1. One and one-half (1-1/2) times the applicable straight-time rate for the day, shift, work, equipment and classification shall be paid for all work (including repair work and field survey work) performed on Saturday and before a shift begins and after it ends, except when operating equipment servicing a craft that is receiving double time on commercial building construction, in which case double time shall be paid.

2. Overtime. The following rates shall apply on Sundays and holidays and all work before a shift begins and after it ends:

Holidays. Double the applicable straight-time rate shall be paid for all work (including repair, maintenance and field survey work) performed on Sundays and the following holidays: New Year's Day (January 1); Memorial Day (last Monday in May); Independence Day (July 4); Labor Day (1st Monday in September); Nevada Admission Day (last Friday in October); Thanksgiving Day (4th Thursday in November); the day after Thanksgiving Day; and Christmas Day (December 25). Holidays falling on

Sunday shall be observed on the following Monday. Holiday hours shall be reckoned on the same basis as Sunday hours.

Saturday Shift Period. On any shift, Saturday shall be the twenty-four-hour period commencing at 12:00 midnight Friday.

Sunday Shift Period. On any shift, Sunday shall be the twenty-four-hour period commencing at 12:00 midnight Saturday.

3. For hours worked in excess of 12) on any such work day, an Employee shall be paid two (2) times the regular straight-time rate of pay for each hour so worked

OPERATING ENGINEER -PILEDRIIVER	Union
<u>GROUP CLASSIFICATIONS</u>	
Group 1	72.56
Group 1 Truck Crane Oiler	67.10
Group 1 Oiler	65.18
Group 2	71.02
Group 2 Truck Crane Oiler	66.89
Group 2 Oiler	64.98
Group 3	69.57
Group 3 Truck Crane Oiler	66.67
Group 3 Oiler	64.75
Group 4	68.06
Group 5	66.95
Group 6	65.84
Group 7	64.88
Group 8	63.92
Add 12.5% to base for "Special" Shift	

OPERATING ENGINEER, includes but is not limited to:

Operate one or several types of power construction equipment, such as motor graders, bulldozers, scrapers, compressors, pumps, derricks, shovels, tractors, or front-end loaders to excavate, move, and grade earth, erect structures, or pour concrete or other hard surface pavement.

ADD ZONE RATE

In addition to: **OPERATING ENGINEER PILEDRIVER** rates add the applicable amounts per hour calculated based on a road miles from the Carson City Courthouse or Washoe County Courthouse:

Zone 1-	0 to 75 miles	\$0.00
Zone 2-	75 to 150 miles	\$4.00
Zone 3-	150 to 300 miles	\$5.00
Zone 4-	301 miles and over	\$6.00

ADD PREMIUM PAY

1. One and one-half (1-1/2) times the applicable straight-time rate for the day, shift, work, equipment and classification shall be paid for all work (including repair work and field survey work) performed on Saturday and before a shift begins and after it ends, except when operating equipment servicing a craft that is receiving double time on commercial building construction, in which case double time shall be paid.

2. Overtime. The following rates shall apply on Sundays and holidays and all work before a shift begins and after it ends:

Holidays. Double the applicable straight-time rate shall be paid for all work (including repair, maintenance and field survey work) performed on Sundays and the following holidays: New Year's Day (January 1); Memorial Day (last Monday in May); Independence Day (July 4); Labor Day (1st Monday in September); Nevada Admission Day (last Friday in October); Thanksgiving Day (4th Thursday in November); the day after Thanksgiving Day; and Christmas Day (December 25). Holidays falling on Sunday shall be observed on the following Monday. Holiday hours shall be reckoned on the same basis as Sunday hours.

Saturday Shift Period. On any shift, Saturday shall be the twenty-four-hour period commencing at 12:00 midnight Friday.

Sunday Shift Period. On any shift, Sunday shall be the twenty-four-hour period commencing at 12:00 midnight Saturday.

3. For hours worked in excess of 12) on any such workday, an Employee shall be paid two (2) times the regular straight-time rate of pay for each hour so worked.

PAINTER	Union
Brush/Roller Painter	43.14
Spray Painter/Paperhanger	44.63
Sandblaster	44.68
Structural Steel & Steeplejack	44.68
Swing Stage	45.14
Special Coating Application-Brush	45.19
Special Coating Application-Spray	45.19
Special Coating Application-Spray Steel	45.19
Foreman	\$1.00 above highest Journeyman

See PAINTER JOB DESCRIPTION

ADD PREMIUM PAY

One and one half (1 ½) the regular straight time hourly rate shall be paid:

1. For all hours worked over eight (8) hours in one day or shift unless the Union is notified when four (4) tens (10's) are instituted.
2. For any hours worked on Saturday from midnight to midnight
3. For any work performed in excess of the regular work week of forty (40) hours.

Double the regular straight time hourly rate shall be paid for all time:

1. For any hours worked on Sunday from midnight to midnight
2. For any hours worked on holidays from midnight to midnight

PILEDRIIVER	Union
Piledriver-Journeyman	51.76
Piledriver-Welder	52.76
Piledriver-Foreman	55.11

Piledriver-General Foreman	58.80
Tender	55.11
Stand-By Diver	56.11
Diver-Diving (Wet Pay)	93.96

PILEDRIVER, includes but is not limited to:

1. Operating pile drivers mounted on skids, barge, crawler, treads or locomotive crane to drive piling as foundations for structures including, without limitation, buildings, bridges and piers;
2. Barking, shoeing, splicing, form building, heading, centering, placing, driving, staying, framing, fastening, automatic pile threading, pulling and/or cutting off of piling;
3. Fabricating, forming, handling and setting of all such pre-cast, pre-stressed and post-stressed shapes that are an integral part of docks, piers, wharves, bulkheads, jetties, and similar structures;

ADD ZONE RATE

In addition to PILEDRIVER rates add the applicable amounts per hour, calculated from the Washoe County Courthouse:

Zone 1-	0 to 75 miles	\$0.00 (Road miles from the Washoe County Courthouse)
Zone 2-	75-150 miles	\$4.00
Zone 3-	150-300 miles	\$5.00
Zone 4	over 300 miles	\$6.00

ADD PREMIUM PAY:

First two (2) hours outside the regular constituted shift shall be at the rate of time and one-half (1½X).

Saturdays up to the first ten (10) hours shall be at the rate of time and one-half (1½X).

All additional hours and Sundays and holidays shall be the rate of double time (2X).

When working on Sundays and holidays, there will be one dollar and fifty cents (\$1.50) per hour additional paid to Pension Annuity.

PLASTERER	Union
Plasterer - Journeyman	46.82
Plasterer - Foreman	49.97

See PLASTERER JOB DESCRIPTION

ADD ZONE RATES

In addition to PLASTERER rates add the applicable amounts per hour, calculated from the South Virginia and Mill Street, Reno, Nevada:

Zone 1-0-70 miles	\$0.00
Zone 2-70 miles and over	\$8.00

ADD PREMIUM PAY

OVERTIME – Any worked performed over eight (8) hours per day shall be compensated at time and one half the hourly rate. All Sunday and Holiday work shall be paid for at double time.

NOZZLE MAN – Nozzle man shall receive an additional \$1.50 per hour.

FIRST ROD MAN – First Rod Man shall receive an additional \$1.50 per hour.

PLUMBER/PIPEFITTER	Union
---------------------------	-------

Plumber/Pipefitter-Journeyman	61.15
Plumber/Pipefitter-Foreman	65.10
Plumber/Pipefitter-General Foreman	69.39

See PLUMBER/PIPEFITTER JOB DESCRIPTION

ADD ZONE RATE

In addition to: PLUMBER/PIPEFITTER rates add the applicable amounts per statute air mile radius from the Nevada freeway interchange of Interstate 80 and 580.

Zone 1-	0 to 75 miles	\$0.00
Zone 2-	over 75 miles	\$8.00

A separate free zone will be established for employees permanently residing and working within a seventy-five (75) statute air mile radius of the Elko, Nevada Post Office.

Zone 1-	0 to 75 miles	\$0.00
Zone 2-	over 75 miles	\$8.00

ADD PREMIUM PAY

Premium pay for hours worked in excess of a shift of 8 hours or 12 hours or such other time increment set forth in the Collective Bargaining Agreement or on a weekend or holiday.

REFRIGERATION	Union
Refrigeration	55.34

See REFRIGERATION JOB DESCRIPTION

ADD PREMIUM PAY

Premium pay for hours worked in excess of a shift of 8 hours or 12 hours or such other time increment set forth in the Collective Bargaining Agreement or on a weekend or holiday.

ROOFER (Does not include sheet metal roofs)	Non-Union
Roofer	32.63

ROOFER

Includes but is not limited to:

1. Installing and covering roofs and structures with slate, asphalt, wood and other related materials, other than sheet metal, by using brushes, knives, punches, hammers and other tools;
2. Spraying roofs, sidings and walls with material to bind, seal, insulate or soundproof sections of a structure;
3. Installation of all plastic, slate, slag, gravel, asphalt and composition roofing, and rock asphalt mastic when used for damp and waterproofing;
4. Installation of all damp resisting preparations when applied on roofs with mop, three-knot brush, roller, swab or spray system;
5. All types of preformed panels used in waterproofing;
6. Handling, hoisting and storing of all roofing, damp and waterproofing materials;
7. The tear-off and/or removal of roofing and roofing materials;

SHEET METAL WORKER	Union
Sheet Metal Worker-Journeyman	66.45
Sheet Metal Worker-Foreman	70.28
Sheet Metal Worker-General Foreman	74.10
<p>See SHEET METAL WORKER JOB DESCRIPTION</p> <p>ADD ZONE RATE In addition to SHEET METAL rates add the applicable amounts per hour, calculated based on a road from the courthouse in Reno, Nevada:</p> <p>Zone 1- 1 to 75 miles \$0.00 (including the City of Fallon and the Fallon Naval Air Base) Zone 2- 75 to 100 miles \$5.00 Zone 3- over 100 miles \$10.00 the employee shall be provided reasonable lodging and meal expenses.</p> <p>ADD PREMIUM PAY All hourly rates are subject to Over Time (One and one half 1 ½) of the Regular rate:</p> <ol style="list-style-type: none"> For all hours worked over Eight (8) Hours in one day or shift. For the first Eight (8) Hours work on Saturday. <p>All hourly rates are subject to Double Time of the Regular Rate:</p> <ol style="list-style-type: none"> For all hours worked over Ten (10) Hours in one day or shift. For all hours worked over Eight (8) Hours on Saturday. For all hours worked on Sunday, New Year's Day, President's Day, Memorial Day, Independence Day, Labor Day, Nevada Day, Thanksgiving Day, Day after Thanksgiving, Day before Christmas, and Christmas Day. 	
SOIL TESTER (CERTIFIED)	Non-Union
Soil Tester (Certified)	41.59
SOILS AND MATERIALS TESTER	Non-Union
Soils and Materials Tester	41.59
SPRINKLER FITTER	Non-Union
Sprinkler Fitter -Journeyman	26.27
<p>SPRINKLER FITTER Includes but is not limited to: Installing, dismantling, maintaining, repairing, adjusting and correcting all fire protection and fire control systems, including the installation of piping or tubing, appurtenances and equipment pertaining thereto, including both overhead and underground water mains, fire hydrants, and hydrant mains, standpipes and hose connection to sprinkler systems, sprinkler tank heaters, air lines and thermal systems used in connection with sprinkler and alarm systems.</p>	
SURVEYOR	Non-Union

Surveyor	37.64
SURVEYOR , includes but is not limited to: <ol style="list-style-type: none"> 1. Planning ground surveys designed to establish base lines, elevation and other geodetic measurements; 2. Compiling data relevant to the shape, contour, gravitation, location, elevation and dimension of land and land features on or near the surface of the Earth for engineering, map making, mining, land evaluation, construction and other purposes; 3. Surveying bodies of water to determine navigable channels and to secure data for construction of breakwaters, piers and other marine structures; 4. Computing data necessary for driving and connecting underground passages, underground storage and volume of underground deposits. 	
TAPER	Union
Taper	46.99
Taper-Foreman (Up to 7)	50.67
Taper-Foreman (More than 8)	51.67
<p>See TAPER JOB DESCRIPTION</p> <p>ADD PREMIUM PAY One and one half (1 ½) the regular straight time hourly rate shall be paid:</p> <ol style="list-style-type: none"> 1. For all hours worked over eight (8) hours in one day or shift unless the Union is notified when four (4) tens (10's) are instituted. 2. For any hours worked on Saturday from midnight to midnight <p>Double the regular straight time hourly rate shall be paid for all time:</p> <ol style="list-style-type: none"> 1. For any hours worked on Sunday from midnight to midnight 2. For any hours worked on holidays from midnight to midnight 	
TILE SETTER/TERRAZZO WORKER/MARBLE MASON-FINISHER	Union
Tile, Terrazzo and Marble Finisher –Journeyman	29.32
Tile, Terrazzo and Marble Finisher –Foreman	30.57
Tile, Terrazzo and Marble Finisher –General Foreman	32.32
<p>See TILE SETTER/TERRAZZO WORKER/MARBLE MASON-FINISHER JOB DESCRIPTION</p> <p>ADD PREMIUM PAY Premium pay for hours worked in excess of a shift of 8 hours or 12 hours or such other time increment set forth in the Collective Bargaining Agreement or on a weekend or holiday.</p>	
TILE SETTER/TERRAZZO WORKER/MARBLE MASON	Union
Tile Setter-Journeyman	39.12
Tile Setter-Foreman	40.37

Tile Setter-General Foreman	42.12
Terrazzo/Marble Mason-Journeyman	40.62
Terrazzo/Marble Mason-Foreman	41.87
Terrazzo/Marble Mason-General Foreman	43.62

See TILE/TERRAZZO WORKER/MARBLE MASON JOB DESCRIPTION

ADD ZONE RATE

In addition to TILE SETTER/TERRAZZO WORKER/MARBLE MASON rates add the applicable amounts per hour, calculated based on a road miles of over fifty (50) miles from the Washoe County Courthouse in Reno, Nevada:

Zone 1-	0-50 Miles	\$0.00
Zone 2-	50-75 Miles	\$3.75
Zone 3-	Over 75 Miles	\$8.13

ADD PREMIUM PAY

Premium pay for hours worked in excess of a shift of 8 hours or 12 hours or such other time increment set forth in the Collective Bargaining Agreement or on a weekend or holiday.

TRAFFIC BARRIER ERECTOR	Union
Traffic Barrier Erector	41.93

TRAFFIC BARRIER ERECTOR, includes but is not limited to:

Erects or places instruments to provide directional assistance to traffic on or near the public works construction project.

ADD LABORER ZONE RATE

(Highway and Dam Construction only)

In addition to LABORER rates add the applicable amounts per hour, calculated based on a road miles from either the Carson City Courthouse or the Washoe County Courthouse:

Zone 1-	0 to 75 miles	\$0.00
Zone 2-	75 to 150 miles	\$4.00
Zone 3-	150 to 300 miles	\$5.00
Zone 4-	300 miles and over	\$6.00

ADD PREMIUM PAY

One and one half (1 ½) the regular straight time hourly rate shall be paid:

1. For all hours worked over eight (8) hours in one day or shift.
2. For any hours worked on Saturday from midnight to midnight.

Double the regular straight time hourly rate shall be paid for all time:

1. For all hours worked over twelve (12) hours in one day or shift.
2. For any hours worked on Sunday from midnight to midnight.
3. For any hours worked on holidays from midnight to midnight.

TRUCK DRIVER		Non-Union
<u>Dump Trucks (Single or Multiple Units Including Semi's & Double Transfer Units), Dumpcretes and Bulk Cement Spreader)</u>		

Under 4 yds. (water level)	26.90
4 yds. & under 8 yds. (water level)	26.90
8 yds. & under 18 yds. (water level)	26.90
18 yds. & under 25 yds. (water level)	26.90
25 yds. & under 60 yds. (water level)	26.90
60 yds. & under 75 yds. (water level)	26.90
75 yds. & under 100 yds. (water level)	26.90
100 yds. & under 150 yds.(water level)	26.90
150 yds. & under 250 yds. (water level)	26.90
250 yds. & under 350 yds. (water level)	26.90
350 yds. & over (water level)	26.90
<u>Transit Mix</u>	
Under 8 yds.	26.90
8 yds. & including 12 yds.	26.90
Over 12 yds.	26.90
<u>Transit Mix (Using Boom)</u>	
Transit mix with boom shall receive 16 cents per hour above the appropriate yardage classification rate of pay when such boom is used	26.90
<u>Water & Jetting Trucks</u>	
Up to 2,500 gallons	26.90
2,500 gallons & over	26.90
DW 20's & 21's & other similar Cat type, Terry Cobra LeTourneau pulls, Tournerocker, Euclid, & similar type equipment when pulling Aqua/Pak, Water Tank Trailers, & Fuel, and/or Grease Tank Trailer, or other miscellaneous Trailers, (except as defined under "Dump Trucks")	26.90
Heavy Duty Transport (High Bed)	26.90
Heavy Duty Transport(Gooseneck low bed)	26.90
Tiltbed or Flatbed Pull Trailers	26.90
Bootman, Comb. Bootman & Road Oiler	26.90
Flat Rack (2 or 3 axle unit)	26.90
<u>Bus & Manhaul Drivers</u>	
Up to 18,000 lbs. (single unit)	26.90
18,000 lbs. & over (single unit)	26.90
Helicopter Pilot (transporting men/materials)	26.90
Lift Jitneys	26.90
<u>Winch Truck & "A" Frame Drivers</u>	
Up to 18,000 lbs.	26.90
18,000 lbs. and over	26.90
Warehousemen Spotter	26.90
Warehouse Clerk	26.90
Tire Repairmen	26.90

Truck Repairmen	26.90
Pick Up Truck & Pilot Cars (Jobsite)	26.90
Pick Up Truck & Pilot Cars (Over the road)	26.90
Truck Oil Greaser	26.90
Fuel Truck Driver	26.90
Fuel Man & Fuel Island Man	26.90
Oil Tanker	26.90
Oil Tanker with Pup	26.90
Foreman	26.90
TRUCK DRIVER Includes but is not limited to: Driving a tractor trailer combination or a truck to transport goods or materials at the site of a public work or between sites of a public work. (Also, see descriptions listed with Truck Driver rates, if any.)	
WELL DRILLER	Non-Union
Well Driller	30.35
WELL DRILLER , includes but is not limited to: <ol style="list-style-type: none"> 1. Setting, operating or tending to portable drilling rig machinery and related equipment to drill wells; 2. Extending stabilizing jackscrews to support and level a drilling rig; 3. Installing water well pumps; 4. Drillings wells for industrial water supplies, irrigation water supplies or water supplies for any other purpose; dewatering or other similar purposes; exploration; hole drilling for geologic and hydrologic information; and core drilling for geologic information. 	

GROUP CLASSIFICATIONS

LABORER, includes but is not limited to:

Group 1

- All cleanup work of debris, grounds, and building including windows and tile
- Dumpmen or Spotter (other than asphalt)
- Handling and Servicing of Flares, Watchmen
- General Laborer
- Guideposts and Highway Signs
- Guardrail Erection and Dismantling
- Limber, Brushloader and Piler
- Pavement Marking and Highway Striping
- Traffic Control Supervisor

Group 2

- Choker setter or Rigger (clearing work only) Pittsburgh
- Chipper and similar type brush shredders
- Concrete worker (wet or dry) all concrete work not listed in Group 3
- Crusher or Grizzly Tender
- Greasing Dowels
- Guinea Chaser (Stakemen)
- Panel Forms (wood or metal) handling, cleaning and stripping of Loading and unloading, (Carrying and handling of all rods and material for use in reinforcing concrete
- Railroad Trackmen (maintenance, repair or builders)
- Sloper
- Semi-Skilled Wrecker (salvaging of building materials other than those listed in Group 3)

Group 3

- Asphalt Workers (Ironers, Shovelers, Cutting Machine)
- Buggymobile
- Chainsaw, Faller, Logloader and Bucker
- Compactor (all types)
- Concrete Mixer under 1/2 yard
- Concrete Pan Work (Breadpan type), handling, cleaning\stripping
- Concrete Saw, Chipping, Grinding, Sanding, Vibrator
- Cribbing, Shoring, Lagging, Trench Jacking, Hand-Guided Lagging Hammer
- Curbing or Divider machine
- Curb Setter (precast or cut)
- Ditching Machine (hand-guided)
- Drillers Helper, Chuck Tender
- Form Raiser, Slip Forms
- Grouting of Concrete Walls, Windows and Door Jams
- Headerboardmen
- Jackhammer, Pavement Breaker, Air Spade
- Mastic Worker (wet or dry)
- Pipewrapper, Kettlemen, Potmen, and men applying asphalt, creosote and similar type materials
- All Power Tools (air, gas, or electric), Post Driver
- Riprap-Stonepaver and RockSlinger, including placing of sack concrete wet or dry
- Rototiller
- Rigging and Signaling in connection with Laborers' work
- Sandblaster, Potmen, Gunmen or Nozzlemen
- Vibra-screed
- Skilled Wrecker (removing and salvaging of sash, windows, doors, plumbing and electrical fixtures)

Group 4

- Burning and Welding in connection with Laborers' work
- Joy Drill Model TWM-2A, Gardner Denver Model DN143 and similar type drills (in accordance with Memorandum of Understanding between Laborers and Operating Engineers dated at Miami, Florida, Feb. 3, 1954) and Track Drillers, Diamond Core Drillers, Wagon Drillers, Mechanical Drillers on Multiple Units
- High scalers

- Concrete pump operator
- Heavy Duty Vibrator with Stinger 5" diameter or over
- Pipelayer, Caulker and Bander
- Pipelayer-waterline, Sewerline, Gasoline, Conduit
- Cleaning of Utility Lines
- Slip Lining of Utility Lines (including operation of Equipment)
- TV Monitoring and Grouting of Utility Lines
- Asphalt Rakers

Group 4A

- Foreman

Group 5

- Construction Specialists
- Blasters and Powdermen, all work of loading, placing, and blasting of all powder and explosives of any type, regardless of method used for such loading and placing
- Asbestos removal
- Lead abatement
- Hazardous waste
- Material removal

Group 6

- Gunit Foremen, Nozzlelemen, Rodmen, Gunmen, Materialmen, Reboundmen

OPERATING ENGINEER, includes but is not limited to:

Group 1

- Engineer Assistant

Group 1A

- Heavy Duty Repairman Helper
- Oiler
- Parts man

Group 2

- Compressor Operator
- Material Loader and/or Conveyor Operator (handling building materials)
- Pump Operator

Group 3

- Bobcat or similar loader, 1/4 cu. yd. or less
- Concrete Curing Machines (streets, highways, airports, canals)
- Conveyor Belt Operator (tunnel)
- Forklift (under 20)
- Engineer Generating Plant (500 K.W.)
- Mixer Box Operator (concrete plant)
- Motorman
- Rotomist Operator

- Oiler (truck crane)

Group 4

- Concrete Mixer Operator, Skip type
- Dinky Operator
- Forklift (20' or over) or Lumber Stacker
- Ross Carrier
- Skip Loader Operator (under one (1) cu. yd.)
- Tie Spacer

Group 5

- Concrete Mixers (over one (1) cu. yd.)
- Concrete Pumps or Pumpcrete Guns
- Elevator and Material Hoist (one (1) drum)
- Groundman for Asphalt Milling and similar

Group 6

- Auger type drilling equipment up to and including 30 ft. depth digging capacity M.R.C.
- Boom Truck or Dual-Purpose a-Frame Truck
- B.L.H. Lima Road Pactor or similar
- Chip Box Spreader (Flaherty type or similar)
- Concrete Batch Plant (wet or dry)
- Concrete Saws (highways, streets, airports, canals)
- Locomotives (over thirty (30) tons)
- Maginnis International Full Slab Vibrator (airports, highways, canals and warehouses)
- Mechanical Finishers (concrete) (Clary, Johnson, Bidwell Bridge Deck or similar types)
- Mechanical Burn, Curb and/or Curb and Gutter Machine (concrete or asphalt)
- Pavement Breaker, Truck Mounted, with compressor combination
- Pavement Breaker or Tamper (with or without compressor combination)
- Power Jumbo Operator (setting slip-forms, etc., in tunnels)
- Roller Operator (except asphalt)
- Self-Propelled Tape Machine
- Self-Propelled Compactor (single engine)
- Self-Propelled Power Sweeper Operator
- Slip-Form Pump (power-driven by hydraulic, electric, air, gas, etc. lifting device for concrete forms)
- Small Rubber-Tired Tractors
- Snooper Crane, Paxton-Mitchell or similar
- Stationary Pipe Wrapping, Cleaning and Bending Machine Operator

Group 7

- Auger type drilling equipment over 30 ft. depth digging capacity M.R.C.
- Compressor (over 2)
- Concrete Conveyor or Concrete Pump, truck or equipment mounted (any assistance required shall be performed by an Assistant to Engineer) Boom length to apply Concrete Conveyor, Building Site
- Drilling and Boring Machine, vertical and horizontal (not to apply to waterliners, wagon drills or jack hammers)
- Crusher Plant Engineer

- Generators
- Kolman Loader
- Material Hoist (two (2) or more drums)
- Mine or Shaft Hoist
- Pipe Bending Machines (pipeline only)
- Pipe Cleaning Machines (tractor-propelled and supported)
- Pipe Wrapping Machines (tractor-propelled and supported)
- Portable Crushing and Screening Plants
- Post Driller And/Or Driver
- Pumps (over 2)
- Screedman (except asphaltic or concrete paving)
- Self-Propelled Boom-Type Lifting Device (center mount) (on ten (10) ton capacity or less)
- Slusher Operator
- Surface Heater and Planer Operator
- Trenching Machine (maximum digging capacity three (3) ft. depth) (Any assistance in the operation, if needed, shall be performed by an Assistant to Engineer)
- Truck-Type Loader
- Welding Machines (gasoline or diesel)

Group 8

- Asphalt Plant Engineer
- Asphalt Milling Machine
- Cast-In-Place Pipe-Laying Machine
- Combination Slusher and Motor Operator
- Concrete Batch Plant (multiple units)
- Dozer Operator
- Drill Doctor
- Elevating Grader Operator
- Grooving and Grinding Machine (highways)
- Ken Seal Operator
- Loader (up to and including two and one-half (2 1/2) cu. yds)
- Mechanical Trench Shield
- Mechanical Finishers or Spreader Machine (asphalt, Barber-Greene or similar)
- Mixermobile
- Push Cats
- Road Oil Mixing Machine Operator Wood-Mixer (and other similar Pugmill equipment)
- Roller Operator (asphalt)
- Rubber-Tired Earthmoving Equipment (up to and including thirty-five (35) cu. yds. "struck " M.R.C., Euclids, T-Pulls, DW10, 20, 21 and similar)
- Screedman (Barber-Greene and similar) (asphaltic or concrete paving)
- Self-Propelled Compactors with Dozer; Hyster 450, Cat 825 or similar
- Sheepfoot
- Small Tractor (with boom)
- Soil Stabilizer (P & H or equal)
- Timber Skidder (rubber-tired) or similar equipment
- Tractor-Drawn Scraper
- Tractor Operator
- Tractor-Mounted Compressor Drill Combination

- Trenching Machine Operator (over three (3) feet depth)
- Tri-Batch Paver
- Tunnel Badger or Tunnel Boring Machine Operator
- Tunnel Mole Boring Machine
- Vermeer T-600b Rock Cutter

Group 9

- Chicago Boom
- Combination Backhoe and Loader (up to and including 3/8 cu. yd.)
- Combination Mixer and Compressor (gunite)
- Heavy Duty Repairman and/or Welder
- Lull Hi-Lift (twenty (20) feet or over)
- Mucking Machine
- Sub-Grader (Gurries or other types)
- Tractor (with Boom) (D6 or larger)
- Track-Laying-Type Earthmoving Machine (single engine with tandem scrapers)

Group 10

- Boom-Type Backfilling Machine
- Bridge Crane
- Cargy-Lift or similar
- Chemical Grouting Machine
- Derricks (two (2) Group 10 Operators required when swing engine remote from hoist)
- Derrick Barges (except excavation work)
- Euclid Loader and similar types
- Heavy Duty Rotary Drill Rigs
- Lift-Slab (Vagtborg and similar types)
- Loader (over two and one-half (2 1/2 cu. yds. up to and including four (4) cu. yds.)
- Locomotive (over one hundred (100) tons, single or multiple units)
- Multiple-Engine Earthmoving Machines (Euclid Dozers, etc.)
- Pre-Stress Wire Wrapping Machine
- Rubber-Tired Scraper, Self-Loading
- Single-Engine Scraper (over thirty-five (35) cu. yds.)
- Shuttle Car (Reclaim Station)
- Train Loading Station
- Trenching Machine multi-engine with sloping attachments (Jefco or similar)
- Vacuum Cooling Plant
- Whirley Crane (up to and including twenty-five (25) tons)

Group 10A

- Backhoe-Hydraulic (up to and including one (1) cu. yd.)
- Backhoe (up to and including one (1) cu. yd.) (Cable)
- CMI Dual Lane Auto-Grader SP30 or similar type
- Cranes (not over twenty-five (25) tons) (hammerhead and gantry)
- Finish Blade
- Gradalls (up to and including one (1) cu. yd.)
- Motor Patrol Operator
- Power Shovels, Clamshells, Draglines, Cranes (up to and including one (1) cu. yd.)

- Rubber-Tired Scraper, Self-Loading (twin engine)
- Self-Propelled Boom-Type Lifting Device, center mount (over 10 tons up to and including 25 tons)

Group 11

- Automatic Asphalt or Concrete Slip-Form Paver
- Automatic Railroad Car Dumper
- Canal Trimmer
- Cargill Lift, Campbell or similar type
- Cranes (over twenty-five (25) tons)
- Euclid Loader when controlled from the Pullcat
- Gradesetter, Grade Checker
- Highline Cableway Operator
- Loader (over four (4) cu. yds. up to and including twelve (12) cu. yds.)
- Multi-Engine Earthmoving Equipment (up to and including seventy-five (75) cu. yds. struck m.r.c.)
- Multi-Engine Scrapers (when used to Push Pull)
- Power Shovels, Clamshells, Draglines, Backhoes Gradalls (over one (1) cu. yd. and up to and including seven (7) cu. yds. m.r.c.)
- Self-Propelled Boom-Type Lifting Device (center mount) (over 25 tons m.r.c.)
- Self-Propelled Compactor (with multiple-propulsion power units)
- Single-Engine Rubber-Tired Earthmoving Machine, with Tandem Scraper
- Slip-Form Paver (concrete or asphalt)
- Tandem Cats and Scraper
- Tower Crane Mobile (including Rail Mount)
- Truck Mounted Hydraulic Crane when remote control equipped (over 10 tons up to and including 25 tons)
- Universal Liebherr and Tower Cranes (and similar types)
- Wheel Excavator (up to and including seven hundred fifty (750) cu. yds. per hour)
- Whirley Cranes (over twenty-five (25) tons)

Group 11A

- Band Wagons (in conjunction with Wheel Excavators)
- Operator of Helicopter) when used in construction work)
- Loader (over twelve (12) cu. yds.)
- Multi-Engine Earthmoving Equipment (over seventy-five (75) cu. yds. "struck" m.r.c.)
- Power Shovels, Clamshells, Draglines, Backhoes, and Gradalls (over seven (7) cu. yds. m.r.c.)
- Remote-Controlled Earth Moving Equipment
- Wheel Excavator (over seven hundred fifty (750) cu. yds. per hour)

Group 11B

- Holland Loader or similar or Loader (over 18 cu. yds.)

OPERATING ENGINEERS - Steel Fabricator & Erector

Group 1

- Cranes over 100 tons
- Derrick over 100 tons

- Self-Propelled Boom Type Lifting Devices over 100 tons

Group 2

- Cranes over 45 tons up to and including 100 tons
- Derrick, 100 tons and under
- Self-Propelled Boom Type Lifting Device, over 45 tons
- Tower Crane

Group 3

- Cranes, 45 tons and under
- Self-Propelled Boom Type Lifting Device, 45 tons and under

Group 4

- Chicago Boom
- Forklift, 10 tons and over
- Heavy Duty Repairman/Welder

Group 5

- Boom Cat
-

OPERATING ENGINEER -PILEDRIIVER

Group 1

- Derrick Barge Pedestal mounted over 100 tons
- Clamshells over 7 cu. yds.
- Self-Propelled Boom Type Lifting Device, over 100 tons
- Truck Crane or Crawler, land or barge mounted over 100 tons

Group 2

- Derrick Barge Pedestal mounted 45 tons up to and including 100 tons
- Clamshells up to and including 7 cu. yds.
- Self-Propelled Boom Type Lifting Device over 45 tons
- Truck Crane or Crawler, land or barge mounted, over 45 tons up to and including 100 tons

Group 3

- Derrick Barge Pedestal mounted under 45 tons
- Self-Propelled Boom Type Lifting Device 45 tons and under
- Skid/Scow Piledriver, any tonnage
- Truck Crane or Crawler, land or barge mounted 45 tons and under

Group 4

- Assistant Operator in lieu of Assistant to Engineer
- Forklift, 10 tons and over
- Heavy Duty Repairman/Welder

Group 5

No current classification

Group 6

- Deck Engineer

Group 7

No current classification

Group 8

- Deckhand
 - Fireman
-



☐ Search This Site ☐ Search All Sites

[ADA Assistance](#)

PRINT

2020-2021 Prevailing Wage Rate Amendment 4

Amendment

- AMENDMENT 4
- Classification – Ironworker Zone Rate
- County – All Regions
- Effective – March 9, 2021

The following represents the amended wage rates.

IRON WORKER

	Union
Ironworker-Journeyman	74.49
Ironworker-Foreman	78.59
Ironworker-General Foreman	83.10

See IRON WORKER JOB DESCRIPTION

ADD ZONE RATE

In addition to Iron Worker rates add the applicable amounts per HOUR, calculated based on a road mile from the Reno or Las Vegas City Hall.

Zone 1-	60 - 75 Miles	\$3.13
Zone 2-	75 - 100 Miles	\$6.26
Zone 3-	100 miles and over	\$7.50

ADD PREMIUM PAY

One and one half (1X) the regular straight time hourly rate shall be paid:

1. For the first two (2) hours worked in excess of eight (8) on a regular workday Monday-Friday
2. For the first eight (8) hours on Saturday

Double the regular straight time hourly rate shall be paid for all time:

1. For all hours worked over ten (10) hours in one day or shift.
2. For any hours worked on Sunday.
3. For all hours worked over eight (8) on Saturday
4. For all hours worked on Holidays

Shift Pay

1. 2nd shift add 6% of hourly wage
2. 3rd shift add 13% of hourly wage
3. Dedicated shift add 6% of hourly wage



☐ Search This Site ☐ Search All Sites

[ADA Assistance](#)

PRINT

2020-2021 Prevailing Wage Rate Amendment 4A

Amendment

- AMENDMENT 4A
- Classification – Ironworker Zone Rate correction
- County – All Regions
- Effective – March 24, 2021

The following represents the amended wage rates.

IRON WORKER

	Union
Ironworker-Journeyman	74.49
Ironworker-Foreman	78.59
Ironworker-General Foreman	83.10

See IRON WORKER JOB DESCRIPTION

ADD ZONE RATE

In addition to Iron Worker rates add the applicable amounts per HOUR, calculated based on a road mile from the Reno or Las Vegas City Hall.

Zone 1-	60 - 75 Miles	\$2.50
Zone 2-	75 - 100 Miles	\$3.125
Zone 3-	100 miles and over	\$9.375

ADD PREMIUM PAY

One and one half (1X) the regular straight time hourly rate shall be paid:

1. For the first two (2) hours worked in excess of eight (8) on a regular workday Monday-Friday
2. For the first eight (8) hours on Saturday

Double the regular straight time hourly rate shall be paid for all time:

1. For all hours worked over ten (10) hours in one day or shift.
2. For any hours worked on Sunday.
3. For all hours worked over eight (8) on Saturday
4. For all hours worked on Holidays

Shift Pay

1. 2nd shift add 6% of hourly wage
2. 3rd shift add 13% of hourly wage
3. Dedicated shift add 6% of hourly wage



☐ Search This Site ☐ Search All Sites

[ADA Assistance](#)

PRINT

2020-2021 Prevailing Wage Rate Amendment 4B

Amendment 4B

- AMENDMENT 4B
- Classification – Ironworker Zone Rate correction
- County – All Regions
- Effective – April 9, 2021

The following represents the amended wage rates.

IRON WORKER

	Union
Ironworker-Journeyman	74.49
Ironworker-Foreman	78.59
Ironworker-General Foreman	83.10

See IRON WORKER JOB DESCRIPTION

ADD ZONE RATE

In addition to Iron Worker rates add the applicable amounts per DAY, calculated based on a road mile from the Reno or Las Vegas City Hall.

Zone 1-	60 - 75 Miles	\$20.00
Zone 2-	75 - 100 Miles	\$25.00
Zone 3-	100 miles and over	\$75.00

ADD PREMIUM PAY

One and one half (1X) the regular straight time hourly rate shall be paid:

1. For the first two (2) hours worked in excess of eight (8) on a regular workday Monday-Friday
2. For the first eight (8) hours on Saturday

Double the regular straight time hourly rate shall be paid for all time:

1. For all hours worked over ten (10) hours in one day or shift.
2. For any hours worked on Sunday.
3. For all hours worked over eight (8) on Saturday
4. For all hours worked on Holidays

Shift Pay

1. 2nd shift add 6% of hourly wage
2. 3rd shift add 13% of hourly wage
3. Dedicated shift add 6% of hourly wage



QUALIFIED PRODUCTS LIST (QPL)

Table of Contents

Spec #	Spec Description	Page #
213.02.17	BACKFLOW PREVENTER COVERS	1
214.02.01	MAILBOX SUPPORT SYSTEMS (TYPE C)	1
401.03.02	ASPHALT RELEASE AGENTS	1 – 2
406.02.01	PRIME COAT MATERIAL	2 – 3
408.02.05	ALL WEATHER ASPHALT COLD PATCH	3
496.02.01	OVERLAY SYSTEM (POLYESTER)	4
497.02.01	ADHESIVES FOR MULTILAYER OVERLAYS	4
502.02.04b	CONCRETE PAINT	4
502.03.13b	PREFORMED JOINT FILLERS	5 – 6
502.03.13c	ASPHALTIC PLUG EXPANSION JOINTS	6
502.03.13d	EXPANSION JOINT SEALANT	6 – 7
502.03.13e	EXPANSION JOINT (SPECIAL)	7
502.03.19	FINE SURFACE FINISH (BONDED GROUT)	7
502.03.22	JOINT SEALER (ALONG EDGES OF CONCRETE BARRIER RAIL)	7 – 8
505.02.03	EPOXY COATINGS (FOR STEEL REINFORCING BARS)	8 – 9
600.02.01	TRENCH DRAINS	9 – 10
609.03.02	FAST SETTING CONCRETE PRODUCTS (NON STRUCTURAL)	10 – 16
610.02.01	ARTICULATED CONCRETE BLOCK	16 – 17
613.02.01	DETECTABLE WARNINGS (ADA TILE)	17
616.02.01	PLASTIC FENCE FABRIC	17
616.03.01	FENCE POST BAG MIX CONCRETE	17
618.02.01	GUARDRAIL OFFSET BLOCKS	18
618.02.01a	GUARDRAIL TERMINAL	18 – 19
619.02.01a	GUIDEPOSTS (FLEXIBLE)	19 – 21
619.02.01b	OBJECT MARKERS (FLEXIBLE, TYPE 2)	21 – 23
623.01.01	DYNAMIC MESSAGE SIGNS	23 – 24
623.02.08	SERVICE PEDESTALS	24
623.02.12c	HIGH MAST HEAD FRAME ASSEMBLY	24

623.02.16	DUCT SEALING COMPOUND	24
623.02.30e	LOOP DETECTOR SEALANT	25
623.03.01	TRAFFIC SIGNALS	26 – 27
623.03.15	SIGN LIGHTING FIXTURES	28
623.03.22	LUMINAIRE RETRIEVAL SYSTEM	28
623.05.26	RED LIGHT DETECTORS	28
625.02.02	MARKERS (REFLECTIVE ON CONCRETE BARRIER RAILS)	28 – 30
625.02.03	CHANGEABLE MESSAGE SIGNS	30
625.02.04	IMPACT ATTENUATOR (TEMPORARY)	30 – 31
625.02.05	IMPACT ATTENUATOR (TRUCK MOUNTED)	31 – 32
625.02.06	ALTERNATIVE PORTABLE BARRIER RAIL	32
625.02.07	PORTABLE BEACON LIGHT SYSTEM	32
625.03.03	SIGN SUPPORT SYSTEM	33 – 34
625.03.04	BARRICADES	34 – 35
627.02.01	THERMOPLASTIC SIGN PANELS	35
630.02.01	HEADLIGHT GLARE SCREENS	35
632.03.05	RETROREFLECTOMETERS	35 – 36
633.02.01	PAVEMENT MARKERS (NON-REFLECTIVE, PERMANENT)	36 – 37
633.02.02	PAVEMENT MARKERS (REFLECTIVE, PERMANENT)	37 – 38
633.02.03	PAVEMENT MARKERS (REFLECTIVE, RECESSED)	38
633.02.04	PAVEMENT MARKERS ADHESIVE	38 – 39
633.02.05	LANE LINE MARKERS (REFLECTIVE, TEMPORARY)	39
635.02.01	PAVEMENT STRIPING TAPE (TEMPORARY)	39 – 40
641.02.01	IMPACT ATTENUATORS	41
642.02.02	CONCRETE PANEL WALL SYSTEMS	41 – 42
642.02.03	SEGMENTAL BLOCK WALL SYSTEMS	42 – 43
646.02.02	CRACK SEALANTS	43
646.02.05	LIQUID MEMBRANE	43
702.03.01c	CURING COMPOUND (LIQUID MEMBRANE FORMING FOR CURING CONCRETE)	44
702.03.01d	CURING COMPOUND (WHITE PIGMENTED, WAX BASE)	46 – 46
702.03.04	CURING COMPOUND (BRIDGE DECK)	46
702.03.05	POZZOLANS	46 – 48

707.03.04	JOINT SEALER (FOR WEAKENED PLANE JOINTS IN PCCP)	48 – 49
714.03.01b	COATING SYSTEMS FOR BRIDGES	49
716.03.01a	REFLECTIVE SHEETING (TYPE IV)	49 – 51
716.03.01b	REFLECTIVE SHEETING (TYPE V)	51
716.03.01c	REFLECTIVE SHEETING (TYPE VI)	52
716.03.01d	REFLECTIVE SHEETING (TYPE IX)	52 – 53
716.03.01e	REFLECTIVE SHEETING (TYPE XI)	53 – 54
728.03.02	EPOXY RESIN ADHESIVE FOR BONDING	54 – 58
729.03.03	PAINT MARKING MATERIAL – EPOXY	58 – 59
729.03.05	PAINT MARKING MATERIAL – POLYUREA	59 – 60
729.03.05a	PAINT MARKING MATERIAL – RAPID DRY WATERBORNE PAINT (ACRYLIC EMULSION)	60
729.03.05b	PAINT MARKING MATERIAL – RAPID DRY WATERBORNE PAINT (TYPE I, TEMPORARY STRIPING FORMULATION)	61
729.03.05c	PAINT MARKING MATERIAL – RAPID DRY WATERBORNE PAINT (TYPE II, PERMANENT STRIPING FORMULATION)	61 – 62
732.03.01	PAVEMENT MARKING TAPE (TYPE I)	62 – 63
732.03.02	PAVEMENT MARKING TAPE (TYPE II)	63
732.03.03	PAVEMENT MARKING TAPE (TYPE IV)	64
732.03.04a	PAVEMENT MARKINGS (HOT APPLIED THERMOPLASTIC)	64 – 65
732.03.04b	PAVEMENT MARKINGS (PREFORMED THERMOPLASTIC)	65 – 66

Website Changes:

NDOT's website address has changed to <https://www.dot.nv.gov> and the new address for where the QPL is located is <https://www.dot.nv.gov/doing-business/about-ndot/ndot-divisions/planning/research/qualified-products-list>. Past editions of the NDOT QPL have been removed from the Research Section webpages. If you need to obtain one please use the list of archived QPLs to identify the exact edition you need and contact the Product Evaluation coordinator at sgilbert-young@dot.nv.gov to request it.

QPL Category Notes:

502.03.19	<i>FINE SURFACE FINISH (BONDED GROUT) category has new acceptance criteria.</i>
613.02.01	<i>DETECTABLE WARNINGS (ADA TILE) category acceptance criteria has been modified.</i>
623.02.30a	<i>VEHICLE DETECTORS (PIEZOELECTRIC SENSORS) category eliminated from the QPL as the category was no longer needed.</i>
646.02.02	<i>CRACK SEALANTS category has new acceptance criteria.</i>
702.03.05	<i>POZZOLANS category now has acceptance criteria.</i>

MASH Changes to QPL:

12/31/19 NDOT has removed all non-MASH-16 compliant products from the following eight QPL categories:

<u>Category Number</u>	<u>Category Description</u>	<u>Category Number</u>	<u>Category Description</u>
214.02.01	MAILBOX SUPPORT SYSTEMS	625.02.05	IMPACT ATTENUATOR (TRUCK MOUNTED)
618.02.01a	GUARDRAIL TERMINAL	625.02.06	ALTERNATIVE PORTABLE BARRIER RAIL
625.02.03	CHANGEABLE MESSAGE SIGNS	625.03.03	SIGN SUPPORT SYSTEM
625.02.04	IMPACT ATTENUATOR (TEMPORARY)	625.03.04	BARRICADES

Products in the above eight categories on the active QPL just prior to the 12/31/19 deadline date may not be purchased new after that date but can continue to be used throughout their normal service life. MASH-16 compliant devices presented to NDOT through its product evaluation program at <https://www.nevadadot.com/doing-business/about-ndot/ndot-divisions/planning/research/product-evaluation> will be considered for inclusion on future QPLs.

If you have any questions related to NDOT's MASH-16 compliance plan or questions regarding the status of any the previously removed safety related products, please contact Eric Dimit at 775-888-7523 or edimit@dot.nv.gov.

General Notices:

NDOT is currently seeking applications for product evaluation in the following QPL categories:

<i>214.02.01</i>	<i>MAILBOX SUPPORT SYSTEMS</i>
<i>502.02.04b</i>	<i>CONCRETE PAINT</i>
<i>623.02.016</i>	<i>DUCT SEALING COMPOUND</i>
<i>625.02.03</i>	<i>CHANGEABLE MESSAGE SIGNS</i>
<i>627.02.01</i>	<i>THERMOPLASTIC SIGN PANELS</i>
<i>646.02.05</i>	<i>LIQUID MEMBRANE</i>

If you would like to submit a product meeting category criteria it for evaluation, please submit an application for product evaluation at <https://www.dot.nv.gov/doing-business/about-ndot/ndot-divisions/planning/research/product-evaluation>.

NEVADA DEPARTMENT OF TRANSPORTATION

QUALIFIED PRODUCTS LIST (QPL)

213.02.17 BACKFLOW PREVENTER COVERS

<i>Vendor Name / Address</i>	<i>Product Name</i>	<i>Remarks</i>
Stongbox, LLC Adam Matthews 2320 Meyers Ave. Escondido CA 92029 sales@strongbox.com	Phone: (760) 480-6702 Cell: Fax: (760) 480-0211 www.strongbox.com	SBBC-60 ALHP I approved 6 /14/2006
Strongbox, LLC Adam Matthews 2320 Meyers Ave. Escondido CA 92029 sales@strongbox.com	Phone: (760) 480-6702 Cell: Fax: (760) 480-0211 www.strongbox.com	SBBC-60 ALHP approved 6 /14/2006

214.02.01 MAILBOX SUPPORT SYSTEMS

<i>Vendor Name / Address</i>	<i>Product Name</i>	<i>Remarks</i>
No Vendors at this time *** *** *** ** ***	Phone: Cell: Fax: ***	*** MASH-16 crash testing standards are in effect for this category on 12/31/19. Awaiting submission of qualifying products from Industry to repopulate category. approved 12/31/2019

401.03.02 ASPHALT RELEASE AGENTS

<i>Vendor Name / Address</i>	<i>Product Name</i>	<i>Remarks</i>
Arrow-Magnolia International, Inc. Curtis Shaw 2646 Rodney Lane Dallas TX 75229 cshaw@arrowmagnolia.com	Phone: (800) 527-2101 Cell: (214) 415-3984 Fax: (972) 247-7111 www.arrowmagnolia.com	Super Slick Asphalt Release Agent Dilution rate is 10:1 approved 7 /12/2006
BG Chemical Mike Blanco P.O. Box 720025 Dallas TX 75372 mblanco@bgchemical.com	Phone: (214) 826-6822 Cell: (832) 236-8018 Fax: (214) 826-7290 bgchemical.com	Loose Juice Dilution rate is 10:1 approved 3 /11/2021
BG Chemical LP Jeff Gunter PO Box 720025 Dallas TX 75372 jgunter@bgchemical.com	Phone: (800) 725-8470 Cell: (214) 826-6822 Fax: (214) 826-7290 www.bgchemical.com	Black Magic Dilution rate is 10:1 approved 7 /21/2000
BG Chemical LP Jeff Gunter PO Box 720025 Dallas TX 75372 jgunter@bgchemical.com	Phone: (800) 725-8470 Cell: (214) 826-6822 Fax: (214) 826-7290 www.bgchemical.com	GreenGuard Dilution rate is 10:1 approved 11/5 /2009

401.03.02 ASPHALT RELEASE AGENTS**Vendor Name / Address****Product Name****Remarks**

Brody Chemical	Phone: (801) 963-2436	First Choice Asphalt Release	Dilution rate is 20:1	approved 6 /15/2016
Richard Wagner	Cell: (800) 488-2436			
6125 W. Double Eagle Circle	Fax: (801) 963-2437			
Salt Lake City UT 84118				
richard@brodychemical.com	www.brodychemical.com			

ChemStation of Nevada	Phone: (702) 771-3455	20331	Dilution rate is 4:1	approved 6 /11/2020
Mark Stipek	Cell: (702) 771-3455			
4430 Mitchell Street	Fax: (702) 360-6588			
North Las Vegas NV 89081				
mstipek@chemstation.com	chemstation.com			

ChemStation of Nevada	Phone: (702) 771-3455	40019D	Dilution rate is 4:1	approved 6 /11/2020
Mark Stipek	Cell: (702) 771-3455			
4430 Mitchell Street	Fax: (702) 360-6588			
North Las Vegas NV 89081				
mstipek@chemstation.com	chemstation.com			

ChemStation of Nevada	Phone: (702) 771-3455	41470C	Dilution rate is 4:1	approved 6 /11/2020
Mark Stipek	Cell: (702) 771-3455			
4430 Mitchell Street	Fax: (702) 360-6588			
North Las Vegas NV 89081				
mstipek@chemstation.com	chemstation.com			

Chemtek, Inc.	Phone: (800) 672-8536	Product 357 (Tradenames: PavePro Blue/NoTrax)	Use at full strength	approved 4 /1 /2020
Angela Parkin	Cell:			
3005 Carrington Mill Blvd.	Fax:			
Morrisville NC 27560				
angela.parkin@chemtek.us	www.chemtekinc.com			

Compound Technologies, Inc.	Phone: (678) 721-4101	BMF	Dilution rate is 5:1	approved 6 /15/2016
Paul Wilson	Cell: (770) 891-3307			
70 Riverside Drive SW	Fax: (770) 386-3391			
Cartersville GA 30120				
info@comp.biz	www.asphaltrelease.com			

Meyer Laboratory, Inc.	Phone: (816) 228-4433	Super Slider	Use at full strength	approved 3 /11/2021
Gary Brandt	Cell:			
2401 W. Jefferson	Fax: (816) 229-4604			
Blue Springs MO 64015				
gbrandt@meyerlab.com	www.meyerlab.com			

406.02.01 PRIME COAT MATERIAL**Vendor Name / Address****Product Name****Remarks**

Ergon Asphalt & Emulsions, Inc.	Phone: (480) 505-8079	ePrime	Product is shipped ready to use (no dilution required). Application rates: Apply 0.20 gal per sq yd for prime coat; Apply 0.15 gal per sq yd for curing seal.	approved 9 /11/2012
Mo Rahman	Cell: (480) 252-4602			
3901 W. Ponderosa Way	Fax:			
Las Vegas NV 89118-3018				
mo.rahman@ergon.com	ergonasphalt.com			

406.02.01 PRIME COAT MATERIAL

<i>Vendor Name / Address</i>	<i>Product Name</i>	<i>Remarks</i>
Marathon Petroleum Jim Ryan PO Box 5655 Bakersfield CA 93388 james.ryan@andeavor.com	Phone: (661) 392-3630 Cell: (661) 978-9357 Fax: (661) 399-1054 www.andeavor.com	Topein-S Dilute 1 part Topein-S with 3 parts water, apply 0.25 gal per sq yd and allow to break, then apply 0.15 gal per sq yd and allow to cure for 24 hours. Adjust at Resident Engineer's direction to prevent puddling or runoff. approved 9 /11/2012
Southwest Liquid Asphalt & Emulsions Gene Chrisenberg 3750 N. Bruce Street North Las Vegas NV 89030 gene.swa@outlook.com	Phone: (435) 659-1984 Cell: Fax:	Asphalt Emulsion Prime (AEP) approved for a standard application rate of 0.25 gal per square yard. approved 7 /22/2019

408.02.05 ALL WEATHER ASPHALT COLD PATCH

<i>Vendor Name / Address</i>	<i>Product Name</i>	<i>Remarks</i>
Crafco, Inc. Angie Hoaglin 6165 W. Detroit Street Chandler AZ 85226 angie.hoaglin@crafco.com	Phone: (602) 276-0406 Cell: (602) 418-9902 Fax: (480) 961-0513 www.crafco.com	HP All Season Asphalt Cold Patch Part No. 34977 approved 10/13/2011
Seaboard Asphalt Products Company Shawn Campbell 3601 Fairfield Road Baltimore MD 21226 sales@seaboardasphalt.com	Phone: (410) 355-0330 Cell: (800) 536-0332 Fax: (410) 355-5864 www.seaboardasphalt.com	Bond-X Green High Performance Cold Mix approved 9 /3 /2014
Seaboard Asphalt Products Company Shawn Campbell 3601 Fairfield Road Baltimore MD 21226 sales@seaboardasphalt.com	Phone: (410) 355-0330 Cell: (800) 536-0332 Fax: (410) 355-5864 www.seaboardasphalt.com	Seaboard Bond-X High Performance Cold Mix approved 10/13/2011
SpecChem, LLC Mike LeMark 1511 Baltimore Ave. Kansas City MO 64108 mlema@specchemllc.com	Phone: (816) 986-5600 Cell: (562) 489-9607 Fax: (816) 561-4029 specchemllc.com	Max-A-Patch ACP approved 12/3 /2020
Unique Paving Materials Corporation William Stull 3993 East 93rd Street Cleveland OH 44105 wstull@uniquepavingmaterials.com	Phone: (800) 441-4880 Cell: (216) 533-2226 Fax: (216) 341-8514 www.uniquepavingmaterials.com	UPM High Performance Cold Mix approved 10/13/2011

496.02.01 OVERLAY SYSTEM (POLYESTER)

<i>Vendor Name / Address</i>	<i>Product Name</i>	<i>Remarks</i>
------------------------------	---------------------	----------------

496.02.01 OVERLAY SYSTEM (POLYESTER)

<i>Vendor Name / Address</i>	<i>Product Name</i>	<i>Remarks</i>
Atlas Tech Products Ryan Quinn 680 West Lake Mead Parkway Henderson NV 89015 ryanquinn@atlasform.com	Phone: (702) 227-6800 Cell: (858) 277-2100 Fax: (702) 222-0488 www.atlasform.com	Atlas Tech-Deck approved 3 /13/2012
Kwik Bond Polymers, LLC Steve Frank 3491 Old Cobble Court San Diego CA 92111 stevepolymerdek@sbcglobal.net	Phone: (858) 442-8185 Cell: Fax: (858) 571-5043 www.kwikbondpolymers.com	PPC-1121 approved 3 /13/2012

497.02.01 ADHESIVES FOR MULTILAYER OVERLAYS

<i>Vendor Name / Address</i>	<i>Product Name</i>	<i>Remarks</i>
E-Bond Epoxies Incorporated Steve Frank 3491 Old Cobble Court San Diego CA 92111 stevepolymerdek@sbcglobal.net	Phone: (858) 442-8185 Cell: Fax: (858) 571-5043 www.polymerdek.com	E-Bond 526 approved 8 /29/2009
E-Chem, LLC Jason Burgoon 4102 El Rey Road SE Albuquerque NM 87105 jason@e-chem.net	Phone: (505) 217-2121 Cell: (505) 300-9579 Fax: (505) 217-3721 www.e-chem.net	EPX50-OVERLAY FAST approved 12/17/2018
Olin Poly-Carb Solmaz Pirouz 9456 Freeway Drive Macedonia OH 44056 spirouz@olin.com	Phone: (330) 748-6407 Cell: (979) 480-4607 Fax: https://olinpolycarb.com/	Poly-Carb Mark 163 Flexogrid approved 8 /29/2009
Unitex Chemicals / Dayton Superior Holly Jergens 1125 Byers Rd. Miamisburg OH 45342 hollyjergens@daytonsuperior.com	Phone: (937) 866-0711 Cell: Fax: www.daytonsuperior.com	Pro-Poxy Type III DOT approved 8 /29/2009

502.02.04b CONCRETE PAINT

<i>Vendor Name / Address</i>	<i>Product Name</i>	<i>Remarks</i>
No Vendors at this time *** *** *** ** ***	Phone: Cell: Fax: ***	*** New acceptance criteria has been issued for category. Awaiting submission of laboratory testing from applicants to populate category. approved 9 /17/2019

502.03.13b PREFORMED JOINT FILLERS

<i>Vendor Name / Address</i>	<i>Product Name</i>	<i>Remarks</i>
------------------------------	---------------------	----------------

502.03.13b PREFORMED JOINT FILLERS

<i>Vendor Name / Address</i>	<i>Product Name</i>	<i>Remarks</i>
BASF/Watson Bowman Acme Corp Tom Dybas 95 Pineview Drive Amherst NY 14228 thomas.dybas@basf.com	Phone: (716) 817-5407 Cell: (716) 817-5410 Fax: (716) 691-9239 www.wbacorp.com	JEENE Structural & Sealing Jt approved 8 /2 /2006
BASF/Watson Bowman Acme Corp Tom Dybas 95 Pineview Drive Amherst NY 14228 thomas.dybas@basf.com	Phone: (716) 817-5407 Cell: (716) 817-5410 Fax: (716) 691-9239 www.wbacorp.com	Wabo Evazote UV approved 8 /2 /2006
EMSEAL Joint Systems Nathan Peters 25 Bridle Lane Westborough MA 01581-1228	Phone: (508) 599-3237 Cell: Fax: (508) 836-0281 www.emseal.com	BEJS (Bridge Expansion Joint System) approved 7 /22/2019
MasterSpec Materials, LLC Luisa Flores 806 Buchanan Blvd, Ste 115-294 Boulder City NV 89005 lflores@masterspecmaterials.com	Phone: (702) 997-8838 Cell: (702) 430-2407 Fax: www.masterspecmaterials.com	RiteSeal Preformed Joint Seal approved 7 /22/2019
Polyset Company Incorporated Terry Eck P.O. Box 111 Mechanicville NY 12118 t.eck@polyset.com	Phone: (518) 664-6000 Cell: (518) 522-6609 Fax: (518) 664-6001 www.polyset.com	Ply-Seal telephone ext. 332 approved 3 /28/2011
Polyset Company Incorporated Terry Eck P.O. Box 111 Mechanicville NY 12118 t.eck@polyset.com	Phone: (518) 664-6000 Cell: (518) 522-6609 Fax: (518) 664-6001 www.polyset.com	Ply-Seal XE Beige telephone ext. 332 approved 3 /28/2011
RJ Watson Incorporated Tammy Gilbert 11035 Walden Alden NY 14004 tgilbert@rjwatson.com	Phone: (716) 901-7020 Cell: (716) 390-6323 Fax: (716) 901-7015 www.rjwatson.com	Silicoflex approved 12/7 /2000
Sunshine Industrial, Inc. Mack Hahn 5051 Merriam Drive Merriam KS 66203 mackh.sunshine@yahoo.com	Phone: (913) 362-6300 Cell: (816) 820-0035 Fax: (913) 362-6341 sunshineindustrial.com	Polytite N approved 5 /7 /2015

502.03.13b PREFORMED JOINT FILLERS

<i>Vendor Name / Address</i>	<i>Product Name</i>	<i>Remarks</i>
TechStar Incorporated Warren Brown 1219 West Main Cross Street Findlay OH 45840 warren@techstar-inc.com	Phone: (419) 424-0888 Cell: (419) 408-5469 Fax: (419) 424-5959 www.techstar-inc.com	W Seal approved 4 /19/1999
Watson Bowman Acme Tom Dybas 95 Pineview Drive Amherst NY 14228 thomas.dybas@basf.com	Phone: (716) 817-5407 Cell: Fax: (716) 691-9239 www.wbacorp.com	Wabo FS Bridge Seal approved 12/31/2019
Watson Bowman Acme Tom Dybas 95 Pineview Drive Amherst NY 14228 thomas.dybas@basf.com	Phone: (716) 817-5407 Cell: Fax: (716) 691-9239 www.wbacorp.com	Wabo SPS Joint System approved 7 /22/2019

502.03.13c ASPHALTIC PLUG EXPANSION JOINTS

<i>Vendor Name / Address</i>	<i>Product Name</i>	<i>Remarks</i>
BASF/Watson Bowman Acme Corp Tom Dybas 95 Pineview Drive Amherst NY 14228 thomas.dybas@basf.com	Phone: (716) 817-5407 Cell: Fax: (716) 691-9239 www.wbacorp.com	Wabo Expandex approved 12/5 /2011
DS Brown Company Brent Toller 300 East Cherry Street North Baltimore OH 45872 btoller@dsbrown.com	Phone: (800) 848-1730 Cell: (801) 837-8555 Fax: (419) 257-2200 www.dsbrown.com	Matrix 502 DS Brown approved 6 /5 /1997

502.03.13d EXPANSION JOINT SEALANT

<i>Vendor Name / Address</i>	<i>Product Name</i>	<i>Remarks</i>
BASF/Watson Bowman Acme Corp Tom Dybas 95 Pineview Drive Amherst NY 14228 thomas.dybas@basf.com	Phone: (716) 817-5407 Cell: (716) 308-6799 Fax: (716) 691-9239 www.wbacorp.com	Wabo Silicone Seal Two part sealant approved 8 /2 /2006
Sika Corporation Jerhard Evangelista 201 Polito Avenue Lyndhurst NJ 07071 evangelista.jerhard@us.sika.com	Phone: (201) 508-6850 Cell: (551) 226-0528 Fax: usa.sika.com	Sikasil 728 RCS approved 10/15/2014

502.03.13d EXPANSION JOINT SEALANT

<i>Vendor Name / Address</i>	<i>Product Name</i>	<i>Remarks</i>
The Dow Chemical Company Jason Sika 12081 West Alameda Parkway #421 Lakewood CO 80228 jason.sika@dow.com	Phone: (989) 496-3833 Cell: (303) 880-9614 Fax: (303) 484-6206 www.dow.com	DOWSIL 890-SL Silicone Sealant approved 4 /22/2002

The Dow Chemical Company Jason Sika 12081 West Alameda Parkway #421 Lakewood CO 80228 jason.sika@dow.com	Phone: (989) 496-3833 Cell: (303) 880-9614 Fax: (303) 484-6206 www.dow.com	DOWSIL 902 RCS Joint Sealant approved 4 /22/2002
--	---	---

502.03.13e EXPANSION JOINT (SPECIAL)

<i>Vendor Name / Address</i>	<i>Product Name</i>	<i>Remarks</i>
Silicone Specialties Incorporated Eric Larson PO Box 50009 Tulsa OK 74150 eric.larsen@ssicm.com	Phone: (800) 888-8909 Cell: (713) 874-7017 Fax: (918) 582-7510 www.ssicm.com	Dow 902 XJS Joint System This is a general QPL ONLY; systems on this list will be selected for use based on project specifics. This product is permitted ONLY when specified in the contract documents as an acceptable product. approved 4 /22/2002

502.03.19 FINE SURFACE FINISH (BONDED GROUT)

<i>Vendor Name / Address</i>	<i>Product Name</i>	<i>Remarks</i>
Euclid Chemical Company Brian Lewis 19320 Redwood Road Cleveland OH 44110 lewisbr@euclidchemical.com	Phone: (800) 321-7628 Cell: (216) 692-8305 Fax: (216) 531-9399 www.euclidchemical.com	Tammscoat Fine approved 1 /1 /2006

Textured Coatings of America Bill Borchert PO Box 9235 Santa Rosa CA 95405 specwestreps@aol.com	Phone: (510) 206-8030 Cell: Fax: www.texcote.com	TexCote 300 Bridge Cote approved 6 /16/2008
---	---	--

Textured Coatings of America Bill Borchert PO Box 9235 Santa Rosa CA 95405 specwestreps@aol.com	Phone: (510) 206-8030 Cell: Fax: www.texcote.com	TexCote XL70 Bridge Cote approved 6 /16/2008
---	---	---

502.03.22 JOINT SEALER (ALONG EDGES OF CONCRETE BARRIER RAIL)

<i>Vendor Name / Address</i>	<i>Product Name</i>	<i>Remarks</i>
Crafco, Inc. Angie Hoaglin 6165 W. Detroit Street Chandler AZ 85226 angie.hoaglin@crafco.com	Phone: (602) 276-0406 Cell: (602) 418-9902 Fax: (480) 961-0513 www.crafco.com	Crafco Asphalt Rubber Type 1, 2 or 4 depends on the climate zone approved 1 /7 /1998

Vendor Name / Address

Remarks

505.02.03 EPOXY COATINGS (FOR STEEL REINFORCING BARS)

Vendor Name / Address

Product Name

Remarks

Thursday, March 11, 2021

505.02.03 EPOXY COATINGS (FOR STEEL REINFORCING BARS)

<i>Vendor Name / Address</i>	<i>Product Name</i>	<i>Remarks</i>
Akzo Nobel Lynette Drumm 20 Culvert Street Nashville TN 37210 lynette.drumm@akzonobel.com	Phone: (615) 259-2430 Cell: (248) 245-2667 Fax: (615) 255-7903 www.akzonobel.com	Resicoat RB600 HKF30R approved 4 /30/2008
IFS Coatings, Inc. Robert R. Phillippi 3601 North I-35 Gainesville TX 76240 rphillippi@ifscoatings.com	Phone: (513) 448-2521 Cell: (940) 668-1062 Fax: (940) 668-1061 www.ifscoatings.com	PureFlex Green, ERSS33252 approved 9 /24/2018
The Sherwin-Williams Company Anthony Del Percio 1101 South 3rd Street Minneapolis MN 55415 anthony.delpercio@sherwin.com	Phone: (612) 375-7842 Cell: (612) 859-1151 Fax: www.sherwin-williams.com	Greenbar approved 4 /4 /2000
The Sherwin-Williams Company Anthony Del Percio 1101 South 3rd Street Minneapolis MN 55415 anthony.delpercio@sherwin.com	Phone: (612) 375-7842 Cell: (612) 859-1151 Fax: www.sherwin-williams.com	Vectrashield approved 3 /28/2017

600.02.01 TRENCH DRAINS

<i>Vendor Name / Address</i>	<i>Product Name</i>	<i>Remarks</i>
ABT Incorporated Brad Short 259 Murdock Road/PO Box 837 Troutman NC 28166 bshort@abtdrains.com	Phone: (800) 438-6057 Cell: (949) 633-6111 Fax: (704) 528-5478 www.abtdrains.com	A-67 Interceptor This is a general QPL ONLY; the unit will be selected based on the specific project requirements. approved 1 /17/2003
ABT Incorporated Brad Short 259 Murdock Road/PO Box 837 Troutman NC 28166 bshort@abtdrains.com	Phone: (800) 438-6057 Cell: (949) 633-6111 Fax: (704) 528-5478 www.abtdrains.com	MHD 12 (12" ID) (12" Trench Drain System). This is a general QPL ONLY; the unit will be selected based on the specific project requirements. approved 1 /17/2003
ABT Incorporated Brad Short 259 Murdock Road/PO Box 837 Troutman NC 28166 bshort@abtdrains.com	Phone: (800) 438-6057 Cell: (949) 633-6111 Fax: (704) 528-5478 www.abtdrains.com	MHD 8 (8" ID) (8" Trench Drain System). This is a general QPL ONLY; the unit will be selected based on the specific project requirements. approved 1 /17/2003
ABT Incorporated Brad Short 259 Murdock Road/PO Box 837 Troutman NC 28166 bshort@abtdrains.com	Phone: (800) 438-6057 Cell: (949) 633-6111 Fax: (704) 528-5478 www.abtdrains.com	Polydrain This is a general QPL ONLY; the unit will be selected based on the specific project requirements. approved 1 /17/2003

600.02.01 TRENCH DRAINS

<i>Vendor Name / Address</i>	<i>Product Name</i>	<i>Remarks</i>
ABT Incorporated Brad Short 259 Murdock Road/PO Box 837 Troutman NC 28166 bshort@abtdrains.com	Phone: (800) 438-6057 Cell: (949) 633-6111 Fax: (704) 528-5478 www.abtdrains.com	XHD This is a general QPL ONLY; the unit will be selected based on the specific project requirements. approved 1 /17/2003
Hubbell Lenoir City, Inc. Thomas Beattie 273 Willow Green Way Vacaville CA 95687 tbeattie@hubbell.com	Phone: (800) 346-3061 Cell: (707) 291-6991 Fax: (865) 986-0585 www.polycastdrain.com	Polycast 700 This is a general QPL ONLY; the unit will be selected based on the specific project requirements. approved 3 /2 /2005
Hubbell Lenoir City, Inc. Thomas Beattie 273 Willow Green Way Vacaville CA 95687 tbeattie@hubbell.com	Phone: (800) 346-3061 Cell: (707) 291-6991 Fax: (865) 986-0585 www.polycastdrain.com	Polycast 900R This is a general QPL ONLY; the unit will be selected based on the specific project requirements. approved 9 /18/2012
Multidrain Systems Incorporated Steve Born PO Box 7107 Statesville NC 28687 steve.born@multidrainsystems.com	Phone: (866) 634-6057 Cell: (704) 873-9081 Fax: (704) 873-9082 www.multidrainsystems.com	EconoDrain This is a general QPL ONLY; the unit will be selected based on the specific project requirements. approved 4 /6 /2004
Multidrain Systems Incorporated Steve Born PO Box 7107 Statesville NC 28687 steve.born@multidrainsystems.com	Phone: (800) 433-1119 Cell: (704) 881-4064 Fax: (704) 508-1011 www.multidrainsystems.com	MultiDrain This is a general QPL ONLY; the unit will be selected based on the specific project requirements. approved 4 /6 /2004

609.03.02 FAST SETTING CONCRETE PRODUCTS (NON STRUCTURAL)

<i>Vendor Name / Address</i>	<i>Product Name</i>	<i>Remarks</i>
Ardex LP Karen Marz 400 Ardex Park Drive Aliquippa PA 15001 karen.marz@ardexamericas.com	Phone: (724) 203-5000 Cell: (408) 425-3070 Fax: www.ardexamericas.com	Transportation Repair Mortar (TRM) The use of products on this list are limited to concrete collars placed around manholes, valves, covers, etc., unless pre-approved through Materials Division for other applications. approved 10/31/2013
Atlas Tech Products Ryan Quinn 680 West Lake Mead Parkway Henderson NV 89015 ryanquinn@atlasform.com	Phone: (702) 227-6800 Cell: (858) 277-2100 Fax: (702) 222-0488 www.atlasform.com	Atlas Pro-1 Patch The use of products on this list are limited to concrete collars placed around manholes, valves, covers, etc., unless pre-approved through Materials Division for other applications. approved 5 /14/2009
BASF Corporation Doug Gray 889 Valley Park Drive Shakopee MN 55379 doug.gray@basf.com	Phone: (952) 496-6547 Cell: (801) 971-1071 Fax: (952) 496-6067 www.buildingstystems.basf.com	Master Emaco S466 CI The use of products on this list are limited to concrete collars placed around manholes, valves, covers, etc., unless pre-approved through Materials Division for other applications. approved 1 /3 /2002

609.03.02 FAST SETTING CONCRETE PRODUCTS (NON STRUCTURAL)

<i>Vendor Name / Address</i>	<i>Product Name</i>	<i>Remarks</i>
BASF Corporation Doug Gray 889 Valley Park Drive Shakopee MN 55379 doug.gray@basf.com	Master Emaco T10-60 Phone: (952) 496-6547 Cell: (801) 971-1071 Fax: (952) 496-6067 www.buildingstystems.basf.com	The use of products on this list are limited to concrete collars placed around manholes, valves, covers, etc., unless pre-approved through Materials Division for other applications. approved 1 /3 /2002
BASF Corporation Doug Gray 889 Valley Park Drive Shakopee MN 55379 doug.gray@basf.com	Master Emaco T545 DOT Phone: (952) 496-6547 Cell: (801) 971-1071 Fax: (952) 496-6067 www.buildingstystems.basf.com	The use of products on this list are limited to concrete collars placed around manholes, valves, covers, etc., unless pre-approved through Materials Division for other applications. approved 1 /3 /2002
Buzzi Unicem USA Incorporated William Krupa 100 Brodhead Road Suite 230 Bethlehem PA 18017 william.krupa@buzziunicemusa.com	Ulti Pave3 Phone: (610) 882-4013 Cell: (610) 882-5013 Fax: (610) 868-8795 www.buzziunicemusa.com	The use of products on this list are limited to concrete collars placed around manholes, valves, covers, etc., unless pre-approved through Materials Division for other applications. approved 6 /28/2010
Buzzi Unicem USA Incorporated William Krupa 100 Brodhead Road Suite 230 Bethlehem PA 18017 william.krupa@buzziunicemusa.com	UltiGrout Phone: (610) 882-4013 Cell: (610) 882-5013 Fax: (610) 868-8795 www.buzziunicemusa.com	The use of products on this list are limited to concrete collars placed around manholes, valves, covers, etc., unless pre-approved through Materials Division for other applications. approved 6 /28/2010
Buzzi Unicem USA Incorporated William Krupa 100 Brodhead Road Suite 230 Bethlehem PA 18017 william.krupa@buzziunicemusa.com	Utility Fill One Step Phone: (610) 882-4013 Cell: (610) 882-5013 Fax: (610) 868-8795 www.buzziunicemusa.com	The use of products on this list are limited to concrete collars placed around manholes, valves, covers, etc., unless pre-approved through Materials Division for other applications. approved 6 /28/2010
CTS Cement Manufacturing Corp Grant Kao 12442 Knott Street Garden Grove CA 92841 gkao@ctscement.com	Rapid Set Cement All Phone: (800) 929-3030 Cell: (626) 833-8838 Fax: (714) 379-8270 www.ctscement.com	The use of products on this list are limited to concrete collars placed around manholes, valves, covers, etc., unless pre-approved through Materials Division for other applications. approved 1 /27/1994
CTS Cement Manufacturing Corp Grant Kao 12442 Knott Street Garden Grove CA 92841 gkao@ctscement.com	Rapid Set Concrete Mix Phone: (800) 929-3030 Cell: (626) 833-8838 Fax: (714) 379-8270 www.ctscement.com	The use of products on this list are limited to concrete collars placed around manholes, valves, covers, etc., unless pre-approved through Materials Division for other applications. approved 1 /27/1994
CTS Cement Manufacturing Corp Grant Kao 12442 Knott Street Garden Grove CA 92841 gkao@ctscement.com	Rapid Set DOT Repair Mix Phone: (800) 929-3030 Cell: (626) 833-8838 Fax: (714) 379-8270 www.ctscement.com	The use of products on this list are limited to concrete collars placed around manholes, valves, covers, etc., unless pre-approved through Materials Division for other applications. approved 1 /27/1994

609.03.02 FAST SETTING CONCRETE PRODUCTS (NON STRUCTURAL)**Vendor Name / Address****Product Name****Remarks**

CTS Cement Manufacturing Corp	Phone: (800) 929-3030	Rapid Set Motar Mix	The use of products on this list are limited to concrete collars placed around manholes, valves, covers, etc., unless pre-approved through Materials Division for other applications. RS=Rapid Set	approved 1 /27/1994
Grant Kao	Cell: (626) 833-8838			
12442 Knott Street	Fax: (714) 379-8270			
Garden Grove CA 92841				
gkao@ctscement.com	www.ctscement.com			

CTS Cement Manufacturing Corporation	Phone: (657) 222-8040	Rapid Set Mortar Mix Plus	The use of products on this list are limited to concrete collars placed around manholes, valves, covers, etc., unless pre-approved through Materials Division for other applications.	approved 9 /25/2017
Grant Kao	Cell: (800) 929-3030			
12442 Knott Street	Fax:			
Garden Grove CA 92841				
gkao@ctscement.com	www.ctscement.com			

Dayton Superior Corporation	Phone: (937) 866-0711	Dayton Superior HD-50	The use of products on this list are limited to concrete collars placed around manholes, valves, covers, etc., unless pre-approved through Materials Division for other applications.	approved 9 /30/1996
Holly Jergens	Cell:			
1125 Byers Rd.	Fax:			
Miamisburg OH 75342				
hollyjergens@daytonsuperior.com	www.daytonsuperior.com			

Euclid Chemical Company	Phone: (800) 321-7628	EucoSpeed	The use of products on this list are limited to concrete collars placed around manholes, valves, covers, etc., unless pre-approved through Materials Division for other applications.	approved 9 /23/1998
Brian Lewis	Cell: (216) 692-8305			
19320 Redwood Road	Fax: (216) 531-9399			
Cleveland OH 44110				
lewisbr@euclidchemical.com	www.euclidchemical.com			

Euclid Chemical Company	Phone: (800) 321-7628	EucoSpeed MP	The use of products on this list are limited to concrete collars placed around manholes, valves, covers, etc., unless pre-approved through Materials Division for other applications.	approved 9 /23/1998
Brian Lewis	Cell: (216) 692-8305			
19320 Redwood Road	Fax: (216) 531-9399			
Cleveland OH 44110				
lewisbr@euclidchemical.com	www.euclidchemical.com			

Euclid Chemical Company	Phone: (800) 321-7628	Express Repair	The use of products on this list are limited to concrete collars placed around manholes, valves, covers, etc., unless pre-approved through Materials Division for other applications.	approved 3 /16/2006
Brian Lewis	Cell: (216) 692-8305			
19320 Redwood Road	Fax: (216) 531-9399			
Cleveland OH 44110				
lewisbr@euclidchemical.com	www.euclidchemical.com			

Euclid Chemical Company	Phone: (800) 321-7628	Hi-Flow Grout	The use of products on this list are limited to concrete collars placed around manholes, valves, covers, etc., unless pre-approved through Materials Division for other applications.	approved 3 /16/2006
Brian Lewis	Cell: (216) 692-8305			
19320 Redwood Road	Fax: (216) 531-9399			
Cleveland OH 44110				
lewisbr@euclidchemical.com	www.euclidchemical.com			

Euclid Chemical Company	Phone: (800) 321-7628	Speed Crete 2028 Rapid	The use of products on this list are limited to concrete collars placed around manholes, valves, covers, etc., unless pre-approved through Materials Division for other applications.	approved 1 /8 /2004
Brian Lewis	Cell: (216) 692-8305			
19320 Redwood Road	Fax: (216) 531-9399			
Cleveland OH 44110				
lewisbr@euclidchemical.com	www.euclidchemical.com			

609.03.02 FAST SETTING CONCRETE PRODUCTS (NON STRUCTURAL)**Vendor Name / Address****Product Name****Remarks**

Euclid Chemical Company Brian Lewis 19320 Redwood Road Cleveland OH 44110 lewisbr@euclidchemical.com	Phone: (800) 321-7628 Cell: (216) 692-8305 Fax: (216) 531-9399 www.euclidchemical.com	Speed Crete Green Line	The use of products on this list are limited to concrete collars placed around manholes, valves, covers, etc., unless pre-approved through Materials Division for other applications.	approved 1 /8 /2004
Five Star Products Inc. Ryan Taylor 60 Parrott Drive Shelton CT 06484 taylorrr@fivestarpromducts.com	Phone: (800) 243-2206 Cell: (203) 336-7900 Fax: (203) 336-7930 www.fivestarpromducts.com	Highway Patch	The use of products on this list are limited to concrete collars placed around manholes, valves, covers, etc., unless pre-approved through Materials Division for other applications.	approved 9 /30/1996
Five Star Products Inc. Ryan Taylor 60 Parrott Drive Shelton CT 06484 taylorrr@fivestarpromducts.com	Phone: (800) 243-2206 Cell: (203) 336-7900 Fax: (203) 336-7930 www.fivestarpromducts.com	Structural Concrete	The use of products on this list are limited to concrete collars placed around manholes, valves, covers, etc., unless pre-approved through Materials Division for other applications.	approved 9 /30/1996
H.B. Fuller Construction Products Travis Buse 1105 South Frontenac Street Aurora IL 60504 travis.buse@hbfuller.com	Phone: (331) 454-3763 Cell: Fax: www.prospec.com	ProSpec BlendCrete	The use of products on this list are limited to concrete collars placed around manholes, valves, covers, etc., unless pre-approved through Materials Division for other applications. Class R3 Mortar. Approved for all Districts.	approved 12/31/2019
H.B. Fuller Construction Products Travis Buse 1105 South Frontenac Street Aurora IL 60504 travis.buse@hbfuller.com	Phone: (331) 454-3763 Cell: Fax: www.prospec.com	ProSpec Premium Patch 200	The use of products on this list are limited to concrete collars placed around manholes, valves, covers, etc., unless pre-approved through Materials Division for other applications. Class R3 Mortar. Approved for all Districts.	approved 12/31/2019
Henkel Loctite Matt Yetka 2735 Paint Drive Auburn CA 95603 matthew.yetka@henkel.com	Phone: Cell: (209) 482-4488 Fax: www.loctite.com	Loctite PC9410 MagnaCrete	The use of products on this list are limited to concrete collars placed around manholes, valves, covers, etc., unless pre-approved through Materials Division for other applications.	approved 10/17/2008
MAPEI Corporation Bruce Haller 1144 E Newport Center Drive Deerfield Beach FL 33442 bhaller@mapei.com	Phone: (954) 246-8520 Cell: (954) 637-5121 Fax: (954) 246-8825 www.mapei.com	Planigrout 712	The use of products on this list are limited to concrete collars placed around manholes, valves, covers, etc., unless pre-approved through Materials Division for other applications.	approved 9 /25/2017
MAPEI Corporation Bruce Haller 1144 E Newport Center Drive Deerfield Beach FL 33442 bhaller@mapei.com	Phone: (954) 246-8520 Cell: (954) 637-5121 Fax: (954) 246-8825 www.mapei.com	Planitop 18	The use of products on this list are limited to concrete collars placed around manholes, valves, covers, etc., unless pre-approved through Materials Division for other applications.	approved 3 /24/2017

609.03.02 FAST SETTING CONCRETE PRODUCTS (NON STRUCTURAL)**Vendor Name / Address****Product Name****Remarks**

MAPEI Corporation Bruce Haller 1144 E Newport Center Drive Deerfield Beach FL 33442 bhaller@mapei.com	Phone: (954) 246-8520 Cell: (954) 637-5121 Fax: (954) 246-8825 www.mapei.com	Planitop 18 ES	The use of products on this list are limited to concrete collars placed around manholes, valves, covers, etc., unless pre-approved through Materials Division for other applications.	approved 9 /25/2017
MAPEI Corporation Bruce Haller 1144 E Newport Center Drive Deerfield Beach FL 33442 bhaller@mapei.com	Phone: (954) 246-8520 Cell: (954) 637-5121 Fax: (954) 246-8825 www.mapei.com	Planitop 18 TG	The use of products on this list are limited to concrete collars placed around manholes, valves, covers, etc., unless pre-approved through Materials Division for other applications.	approved 9 /24/2018
MAPEI Corporation Bruce Haller 1144 E Newport Center Drive Deerfield Beach FL 33442 bhaller@mapei.com	Phone: (954) 246-8520 Cell: (954) 637-5121 Fax: (954) 246-8825 www.mapei.com	Planitop X	The use of products on this list are limited to concrete collars placed around manholes, valves, covers, etc., unless pre-approved through Materials Division for other applications.	approved 9 /25/2017
MAPEI Corporation Bruce Haller 1144 E. Newport Center Drive Deerfield Beach FL 33442 bhaller@mapei.com	Phone: (954) 246-8520 Cell: (954) 637-5121 Fax: (954) 246-8825 www.mapei.com	Planitop XS	The use of products on this list are limited to concrete collars placed around manholes, valves, covers, etc., unless pre-approved through Materials Division for other applications.	approved 9 /25/2017
MasterSpec Materials, LLC Luisa Flores 806 Buchanan Blvd, Ste 115-294 Boulder City NV 89005 lflores@masterspecmaterials.com	Phone: (702) 997-8838 Cell: (702) 430-2407 Fax: www.masterspecmaterials.com	RiteCrete	The use of products on this list are limited to concrete collars placed around manholes, valves, covers, etc., unless pre-approved through Materials Division for other applications.	approved 9 /24/2018
Phoscrete Corporation Brian Mintz 265 S. Federal Hwy #320 Deerfield Beach FL 33441 brian.mintz@phoscrete.com	Phone: (561) 420-0595 Cell: (727) 944-4368 Fax: (561) 420-0599 www.phoscrete.com	Phoscrete HC	The use of products on this list are limited to concrete collars placed around manholes, valves, covers, etc., unless pre-approved through Materials Division for other applications. Ext.719.	approved 3 /24/2017
Sika Corporation Jerhard Evangelista 201 Polito Avenue Lyndhurst NJ 07071 evangelista.jerhard@us.sika.com	Phone: (201) 508-6850 Cell: (551) 226-0528 Fax: usa.sika.com	Sikacrete 321FS	The use of products on this list are limited to concrete collars placed around manholes, valves, covers, etc., unless pre-approved through Materials Division for other applications.	approved 12/28/2016
Sika Corporation Jerhard Evangelista 201 Polito Avenue Lyndhurst NJ 07071 evangelista.jerhard@us.sika.com	Phone: (201) 508-6850 Cell: (551) 226-0528 Fax: usa.sika.com	Sikaquick 2500	The use of products on this list are limited to concrete collars placed around manholes, valves, covers, etc., unless pre-approved through Materials Division for other applications.	approved 12/28/2016

609.03.02 FAST SETTING CONCRETE PRODUCTS (NON STRUCTURAL)**Vendor Name / Address****Product Name****Remarks**

SpecChem, LLC Dennis Salley 1511 Baltimore Ave., Suite 600 Kansas City MO 64108 dsalley@specchemllc.com	Phone: (816) 968-5600 Cell: Fax: www.specchemllc.com	RepCon 928	the use of products on this list are limited to concrete collars placed around manholes, valves, covers, etc., unless pre-approved through Materials Division for other applications.	approved 5 /7 /2013
The QUIKRETE Companies, LLC Anthony Ferrante 500 Marathon Parkway Lawrenceville GA 30046 anthony.ferrante@quikrete.com	Phone: (404) 634-9100 Cell: (800) 282-5828 Fax: (770) 237-2548 www.quikrete.com	QUIKRETE Comm. Grade FastSet Repair Mortar 1241	Class R2 Mortar. Approved for all Districts. The use of products on this list are limited to concrete collars placed around manholes, valves, covers, etc., unless pre-approved through Materials Division for other applications.	approved 12/10/2020
The QUIKRETE Companies, LLC Anthony Ferrante 500 Marathon Parkway Lawrenceville GA 30046 anthony.ferrante@quikrete.com	Phone: (404) 634-9100 Cell: (800) 282-5828 Fax: (770) 237-2548 www.quikrete.com	QUIKRETE Commerical Grade FastSet DOT Mix 1244-56	Class R3 Mortar. Approved for all Districts. The use of products on this list are limited to concrete collars placed around manholes, valves, covers, etc., unless pre-approved through Materials Division for other applications.	approved 12/10/2020
US Concrete Products Ed Brennan 16 Greenmeadow Drive Timonium MD 21093 chrisb@uscproducts.com	Phone: (866) 827-8727 Cell: (410) 561-8770 Fax: (410) 561-8771 www.uscproducts.com	HP Cement	The use of products on this list are limited to concrete collars placed around manholes, valves, covers, etc., unless pre-approved through Materials Division for other applications.	approved 10/22/2004
US Mix Company Andrew Beaty 112 South Santa Fe Drive Denver CO 80223 abeaty@usmix.com	Phone: (303) 778-7227 Cell: (303) 489-1083 Fax: (303) 722-8426 www.uspec.com	US SPEC Quickset	The use of products on this list are limited to concrete collars placed around manholes, valves, covers, etc., unless pre-approved through Materials Division for other applications.	approved 3 /24/2017
US Mix Company Andrew Beaty 112 South Santa Fe Drive Denver CO 80223 andrew.beaty@oldcastle.com	Phone: (303) 778-7227 Cell: (303) 489-1083 Fax: (303) 722-8426 www.usspec.com	US SPEC R3	The use of products on this list are limited to concrete collars placed around manholes, valves, covers, etc., unless pre-approved through Materials Division for other applications.	approved 3 /24/2017
US Mix Company Andrew Beaty 112 South Santa Fe Drive Denver CO 80223 andrew.beaty@oldcastle.com	Phone: (303) 778-7227 Cell: (303) 489-1083 Fax: (303) 722-8426 www.usspec.com	US SPEC STR Mortar CI	The use of products on this list are limited to concrete collars placed around manholes, valves, covers, etc., unless pre-approved through Materials Division for other applications.	approved 9 /24/2018
US Mix Company Andrew Beaty 112 South Santa Fe Drive Denver CO 80223 andrew.beaty@oldcastle.com	Phone: (303) 778-7227 Cell: (303) 489-1083 Fax: (303) 722-8426 www.usspec.com	US SPEC Transpatch	The use of products on this list are limited to concrete collars placed around manholes, valves, covers, etc., unless pre-approved through Materials Division for other applications.	approved 3 /24/2017

609.03.02 FAST SETTING CONCRETE PRODUCTS (NON STRUCTURAL)

<i>Vendor Name / Address</i>	<i>Product Name</i>	<i>Remarks</i>
US Mix Company Andrew Beaty 112 South Santa Fe Drive Denver CO 80223 andrew.beaty@oldcastle.com	Phone: (303) 778-7227 Cell: (303) 489-1083 Fax: (303) 722-8426 www.usspec.com	US SPEC Transpatch Concrete The use of products on this list are limited to concrete collars placed around manholes, valves, covers, etc., unless pre-approved through Materials Division for other applications. approved 9 /3 /2014
US Mix Company Andrew Beaty 112 South Santa Fe Drive Denver CO 80223 andrew.beaty@oldcastle.com	Phone: (303) 778-7227 Cell: (303) 489-1083 Fax: (303) 722-8426 www.usspec.com	US SPEC Transpatch EXT The use of products on this list are limited to concrete collars placed around manholes, valves, covers, etc., unless pre-approved through Materials Division for other applications. approved 3 /24/2017
W.R. Meadows Chris Mader 300 Industrial Dr. Hampshire IL 60140 dot@wrmeadows.com	Phone: Cell: Fax: www.wrmeadows.com	Futura-15-Very Rapid-Hardening Hztl. Repair Mortar The use of products on this list are limited to concrete collars placed around manholes, valves, covers, etc., unless pre-approved through Materials Division for other applications. approved 8 /21/2008
Western Material & Design Zach Gebhardt 101 E Walnut Street Archie MO 64725 zgebhardt@wmdus.com	Phone: (816) 380-4747 Cell: Fax: fastracproducts.com	FasTrac 246 Class R3 Mortar. Approved for all Districts. The use of products on this list are limited to concrete collars placed around manholes, valves, covers, etc., unless pre-approved through Materials Division for other applications. approved 3 /11/2021

610.02.01 ARTICULATED CONCRETE BLOCK

<i>Vendor Name / Address</i>	<i>Product Name</i>	<i>Remarks</i>
Basalite Concrete Products, LLC James Motarex 335 Greg Street Sparks NV 89431-6295 james.motarex@basalite.com	Phone: (775) 358-1200 Cell: (775) 745-1286 Fax: (775) 359-5997 www.basalite.com	UltraFlex This is a general QPL ONLY; the unit will be selected based on the specific project requirements. approved 11/18/2009
CONTECH Daniel Priest 9025 Centre Pointe Drive Suite 400 West Chester OH 43069 dpriest@conteches.com	Phone: (800) 338-1122 Cell: (513) 645-7000 Fax: www.conteches.com	Aarmorflex This is a general QPL ONLY; the unit will be selected based on the specific project requirements. approved 10/23/2008
CONTECH Daniel Priest 9025 Centre Pointe Drive Suite 400 West Chester OH 43069 dpriest@conteches.com	Phone: (800) 338-1122 Cell: (513) 645-7000 Fax: www.conteches.com	Petraflex This is a general QPL ONLY; the unit will be selected based on the specific project requirements. approved 10/23/2008
Shoretect Cody Colvin 510 O'Neal Lane Ext Baton Rouge LA 70819 ccolvin@premier-concrete.com	Phone: (225) 273-9600 Cell: (225) 328-0545 Fax: (225) 273-0400 www.shoretect.com	Shoreblock This is a general QPL ONLY; the unit will be selected based on the specific project requirements. approved 3 /23/2009

610.02.01 ARTICULATED CONCRETE BLOCK

<i>Vendor Name / Address</i>	<i>Product Name</i>	<i>Remarks</i>
Shoretac Cody Colvin 510 O'Neal Lane Ext Baton Rouge LA 70819 ccolvin@premier-concrete.com	Phone: (225) 273-9600 Cell: (225) 328-0545 Fax: (225) 273-0400 www.shoretac.com	Shoretac This is a general QPL ONLY; the unit will be selected based on the specific project requirements. approved 3 /23/2009
Soil Retention Products, Inc. Nick Jansson 1265 Carlsbad Village Dr., Suite 100 Carlsbad CA 92008 njansson@soilrentention.com	Phone: (760) 966-6090 Cell: Fax: (760) 966-6099 www.soilretention.com	Enviroflex This is a general QPL ONLY; the unit will be selected based on the specific project requirements. approved 8 /23/2011

613.02.01 DETECTABLE WARNINGS (ADA TILE)

<i>Vendor Name / Address</i>	<i>Product Name</i>	<i>Remarks</i>
StrongGo, LLC Jennifer Rinn 3296 East Hemisphere Loop Tucson AZ 85706-5013 jrinn@stronggo.com	Phone: (866) 439-3216 Cell: (520) 547-3510 Fax: (520) 547-3515 www.stronggo.com	TekWay Dome Tiles Approved for concrete panels in NV Red ONLY. approved 11/27/2006

616.02.01 PLASTIC FENCE FABRIC

<i>Vendor Name / Address</i>	<i>Product Name</i>	<i>Remarks</i>
CONTECH Neil Erickson 9025 Centre Pointe Drive Suite 400 West Chester OH 43069 nerickson@conteches.com	Phone: (800) 338-1122 Cell: (916) 635-0760 Fax: www.conteches.com	Safety Geogrid approved 5 /15/2002
Conwed Plastics Customer Service 2810 Weeks Ave. SE Minneapolis MN 55414 customer.service@swmintl.com	Phone: (800) 426-6933 Cell: (612) 623-1700 Fax: (612) 623-2500 swmintl.com	Safety Fence approved 10/10/1999

616.03.01 FENCE POST BAG MIX CONCRETE

<i>Vendor Name / Address</i>	<i>Product Name</i>	<i>Remarks</i>
MAPEI Corporation Bruce Haller 1144 E. Newport Center Drive Deerfield Beach FL 33442 bhaller@mapei.com	Phone: (954) 246-8520 Cell: (954) 637-5121 Fax: www.mapei.us	Planitop 18 approved 6 /11/2020
MAPEI Corporation Bruce Haller 1144 E. Newport Center Drive Deerfield Beach FL 33442 bhaller@mapei.com	Phone: (954) 246-8520 Cell: (954) 637-5121 Fax: www.mapei.us	Planitop 18 TG approved 6 /11/2020

618.02.01 GUARDRAIL OFFSET BLOCKS

<i>Vendor Name / Address</i>	<i>Product Name</i>	<i>Remarks</i>
Arizona Structural Laminators Ginger Wiltbank 2000 W. Central Ave. Eagar AZ 85925 gwiltbank@azglulam.com	Phone: (928) 333-5501 Cell: Fax: (928) 333-4403 www.azglulam.com	Glue Laminated Wood For use on w-beam and thrie-beam guardrails approved 3 /10/2004
Mondo Polymer Technologies, Inc. Maggie Ellis 27620 State Rt. 7 / P.O. Box 250 Reno OH 45773 maggie@mondopolymer.com	Phone: (888) 607-4790 Cell: (740) 376-9396 Fax: (740) 376-9960 www.mondopolymer.com	GB14SH1 Composite Guardrail Blockout 8". For use on Midwestern Guardrail installations. approved 12/17/2018
Mondo Polymer Technologies, Inc. Maggie Ellis 27620 State Route 7 / P.O. Box 250 Reno OH 45773 maggie@mondopolymer.com	Phone: (888) 607-4790 Cell: (740) 376-9396 Fax: (740) 376-9960 www.mondopolymer.com	GB14SH2 Composite Guardrail Block 8". For use on Midwestern Guardrail installations. approved 12/17/2018
Mondo Polymer Technologies, Inc. Maggie Ellis 27620 State Rt. 7 / P.O. Box 250 Reno OH 45773 maggie@mondopolymer.com	Phone: (888) 607-4790 Cell: (740) 376-9396 Fax: (740) 376-9960 www.mondopolymer.com	MGS14SH Composite Guardrail Blockout 12". For use on Midwestern Guardrail installations. approved 3 /27/2019
Mondo Polymer Technologies, Inc. Maggie Ellis 27620 State Rt. 7 / PO Box 250 Reno OH 45773 maggie@mondopolymer.com	Phone: (888) 607-4790 Cell: (740) 376-9396 Fax: (740) 376-9960 www.mondopolymer.com	TB21SH Composite Guardrail Blockout Usage permitted only when creating MGS transition or repairing existing thrie-beam. approved 4 /1 /2020
Trinity Highway Products, LLC Chelsea Dunn 15601 Dallas Parkway, Suite 525 Addison TX 75001 chelsea.dunn@trin.net	Phone: (214) 589-8056 Cell: Fax: www.trinityhighway.com	8in King MASH16 Composite Block 8". For use on Midwestern Guardrail installations. approved 3 /11/2021

618.02.01a GUARDRAIL TERMINAL

<i>Vendor Name / Address</i>	<i>Product Name</i>	<i>Remarks</i>
Lindsay Transportation Solutions, LLC Larry Savage 18135 Burke Street, Suite 100 Omaha NE 68022 larry.savage@lindsay.com	Phone: (402) 829-6800 Cell: (916) 474-9644 Fax: (402) 829-6834 www.lindsay.com/infrastructure	MAX-Tension TANGENTIAL; MASH TL-3 approved 3 /27/2019
Lindsay Transportation Solutions, LLC Larry Savage 18135 Burke Street, Suite 100 Omaha NE 68022 larry.savage@lindsay.com	Phone: (402) 829-6800 Cell: (916) 474-9644 Fax: (402) 829-6834 www.lindsay.com/infrastructure	MAX-Tension MEDIAN; MASH TL-3 approved 3 /27/2019

618.02.01a GUARDRAIL TERMINAL

<i>Vendor Name / Address</i>	<i>Product Name</i>	<i>Remarks</i>
Road Systems Incorporated Kaddo Kothmann 3616 Old Howard County Airport Road Big Spring TX 79720 kaddo@basin-net.net	Phone: (432) 263-2435 Cell: (432) 517-0697 Fax: (432) 267-4039 www.roadsystems.com	MSKT (MASH Sequentially Kinking Terminal) TANGENTIAL; MASH, TL-3 Compliant approved 12/28/2016
Road Systems, Inc. Kaddo Kothmann 3616 Old Howard County Airport Road Big Spring TX 79720 kaddo@basin-net.net	Phone: (432) 263-2435 Cell: (432) 517-0697 Fax: (432) 267-4039 www.roadsystems.com	MFLEAT FLARED; MASH TL-3 approved 9 /17/2019
Trinity Highway Products, LLC Paul Kruse 15601 Dallas Parkway, Suite 525 Addison TX 75001 paul.kruse@trin.net	Phone: (916) 644-9102 Cell: Fax: www.trinityhighway.com	SoftStop TANGENTIAL; MASH, TL-3 Compliant approved 7 /2 /2018

619.02.01a GUIDEPOSTS (FLEXIBLE)

<i>Vendor Name / Address</i>	<i>Product Name</i>	<i>Remarks</i>
Carsonite Composites Keith Lewis 19845 US Highway 76 Newberry SC 29108 mklewis@frontier.com	Phone: (800) 648-7916 Cell: (503) 621-8528 Fax: (803) 276-8940 www.carsonite.com	Flexguard Post System Type 2; standard surface and soil/ground mount options available approved 1 /17/2013
Energy Absorption Systems, Inc. Paul Kruse 15601 Dallas Parkway, Suite 525 Addison TX 75001 paul.kruse@trin.net	Phone: (916) 644-9102 Cell: Fax: www.TrinityHighway.com	RT 360 HD BD Tub Type 2; minimum embedment depth: 430 mm (17 inches); standard surface and surface/soil mount options available approved 10/5 /2008
Energy Absorption Systems, Inc. Paul Kruse 15601 Dallas Parkway, Suite 525 Addison TX 75001 paul.kruse@trin.net	Phone: (916) 644-9102 Cell: Fax: www.TrinityHighway.com	RT 360 HD Tub Type 2; minimum embedment depth: 430 mm (17 inches); standard surface and surface/soil mount options available approved 10/5 /2008
Energy Absorption Systems, Inc. Paul Kruse 15601 Dallas Parkway, Suite 525 Addison TX 75001 paul.kruse@trin.net	Phone: (916) 644-9102 Cell: Fax: www.TrinityHighway.com	SH Barrier Replaceable Type 2; minimum embedment depth: 430 mm (17 inches); standard surface and surface/soil mount options available approved 10/5 /2008
Energy Absorption Systems, Inc. Paul Kruse 15601 Dallas Parkway, Suite 525 Addison TX 75001 paul.kruse@trin.net	Phone: (916) 644-9102 Cell: Fax: www.TrinityHighway.com	SH Dura Post Type 2; minimum embedment depth: 430 mm (17 inches); standard surface and surface/soil mount options available approved 10/5 /2008

619.02.01a GUIDEPOSTS (FLEXIBLE)**Vendor Name / Address****Product Name****Remarks**

Energy Absorption Systems, Inc. Paul Kruse 15601 Dallas Parkway, Suite 525 Addison TX 75001 paul.kruse@trin.net	Phone: (916) 644-9102 Cell: Fax: www.TrinityHighway.com	SH K-Marker	Type 2; minimum embedment depth: 430 mm (17 inches); standard surface and surface/soil mount options available	approved 10/5 /2008
Energy Absorption Systems, Inc. Paul Kruse 15601 Dallas Parkway, Suite 525 Addison TX 75001 paul.kruse@trin.net	Phone: (916) 644-9102 Cell: Fax: www.TrinityHighway.com	SH Tubular	Type 2; minimum embedment depth: 430 mm (17 inches); standard surface and surface/soil mount options available	approved 10/5 /2008
Pexco, LLC Craig Schulz 3110 70th Avenue East Tacoma WA 98424 craig.schulz@pexco.com	Phone: (253) 284-8000 Cell: (253) 284-8005 Fax: (253) 284-8080 www.pexco.com	FG 300 Complete Curb	MASH TL-3; Type 2; standard surface and soil/ground mount options available	approved 6 /19/2009
Pexco, LLC Craig Schulz 3110 70th Avenue East Tacoma WA 98424 craig.schulz@pexco.com	Phone: (253) 284-8000 Cell: (253) 284-8005 Fax: (253) 284-8080 www.pexco.com	FG 300 Model EFX	Type 2; standard surface and soil/ground mount options available	approved 6 /19/2009
Pexco, LLC Craig Schulz 3110 70th Avenue East Tacoma WA 98424 craig.schulz@pexco.com	Phone: (253) 284-8000 Cell: (253) 284-8005 Fax: (253) 284-8080 www.pexco.com	FG 300 Model PE	Type 2; standard surface and soil/ground mount options available	approved 10/15/1999
Pexco, LLC Craig Schulz 3110 70th Avenue East Tacoma WA 98424 craig.schulz@pexco.com	Phone: (253) 284-8000 Cell: (253) 284-8005 Fax: (253) 284-8080 www.pexco.com	FG 300 Model UR	Type 2; standard surface and soil/ground mount options available	approved 10/15/1999
Pexco, LLC Craig Schulz 3110 70th Ave. East Tacoma WA 98424 craig.schulz@pexco.com	Phone: (253) 284-8000 Cell: Fax: (253) 284-8080 www.pexco.com/traffic	Flexi-Guide FG 348 Ground Mount	Type XI sheeting is required.	approved 9 /17/2020
Pexco, LLC Craig Schulz 3110 70th Avenue East Tacoma WA 98424 craig.schulz@pexco.com	Phone: (253) 284-8000 Cell: (253) 284-8005 Fax: (253) 284-8080 www.pexco.com	TSM Series		approved 9 /3 /2014

619.02.01a GUIDEPOSTS (FLEXIBLE)

<i>Vendor Name / Address</i>	<i>Product Name</i>	<i>Remarks</i>
SHUR-TITE Products Gary Champ P.O. Box 2283 Round Rock TX 78680 gary@shur-tite.com	Phone: (512) 218-9500 Cell: Fax: (512) 388-0417 www.shur-tite.com	Driveable Del Type 2; standard surface and surface/soil mount options available approved 4 /30/2009
SHUR-TITE Products Gary Champ P.O. Box 2283 Round Rock TX 78680 gary@shur-tite.com	Phone: (512) 218-9500 Cell: Fax: (512) 388-0417 www.shur-tite.com	Shur-Flex Guardrail Clamp Type 2; standard surface and surface/soil mount options available approved 4 /30/2009
SHUR-TITE Products Gary Champ P.O. Box 2283 Round Rock TX 78680 gary@shur-tite.com	Phone: (512) 218-9500 Cell: Fax: (512) 388-0417 www.shur-tite.com	Shur-Tite Cable Barrier Type 2; standard surface and soil/ground mount options available approved 4 /30/2009
SHUR-TITE Products Gary Champ P.O. Box 2283 Round Rock TX 78680 gary@shur-tite.com	Phone: (512) 218-9500 Cell: Fax: (512) 388-0417 www.shur-tite.com	Socket Mt Del Type 2; standard surface and surface/soil mount options available approved 4 /30/2009
SHUR-TITE Products Gary Champ P.O. Box 2283 Round Rock TX 78680 gary@shur-tite.com	Phone: (512) 218-9500 Cell: Fax: (512) 388-0417 www.shur-tite.com	Surface Mt Del Type 2; standard surface and surface/soil mount options and angled mounts approved 4 /30/2009
Three D Traffic Works Frank Dvoracek 430 North Varney Street Burbank CA 91502 sales@trafficwks.com	Phone: (877) 843-9757 Cell: (323) 849-1316 Fax: (818) 841-5096 www.trafficwks.com	TD 5500 Earthflex Del Type 2; soil mount only approved 12/3 /2002

619.02.01b OBJECT MARKERS (FLEXIBLE, TYPE 2)

<i>Vendor Name / Address</i>	<i>Product Name</i>	<i>Remarks</i>
Energy Absorption Systems, Inc. Paul Kruse 15601 Dallas Parkway, Suite 525 Addison TX 75001 paul.kruse@trin.net	Phone: (916) 644-9102 Cell: Fax: www.TrinityHighway.com	RT 360 HD Bolt Down Type 2; standard surface and surface/soil mount options available; minimum embedment depth: 430 mm (17 inches) approved 10/5 /2008
Energy Absorption Systems, Inc. Paul Kruse 15601 Dallas Parkway, Suite 525 Addison TX 75001 paul.kruse@trin.net	Phone: (916) 644-9102 Cell: Fax: www.TrinityHighway.com	RT 360 HD Tubular Type 2; standard surface and surface/soil mount options available; minimum embedment depth: 430 mm (17 inches) approved 10/5 /2008

619.02.01b OBJECT MARKERS (FLEXIBLE, TYPE 2)**Vendor Name / Address****Product Name****Remarks**

Energy Absorption Systems, Inc.	Phone: (916) 644-9102	SH Dura Post 36"	Type 2; standard surface and surface/soil mount options available; minimum embedment depth: 430 mm (17 inches)	approved
Paul Kruse	Cell:			10/5 /2008
15601 Dallas Parkway, Suite 525	Fax:			
Addison TX 75001				
paul.kruse@trin.net	www.TrinityHighway.com			

Energy Absorption Systems, Inc.	Phone: (916) 644-9102	SH K-Marker Series	Type 2; standard surface and soil/ground mount options available	approved
Paul Kruse	Cell:			10/5 /2008
15601 Dallas Parkway, Suite 525	Fax:			
Addison TX 75001				
paul.kruse@trin.net	www.TrinityHighway.com			

Energy Absorption Systems, Inc.	Phone: (916) 644-9102	SH Replaceable Barrier	Type 2; standard surface and surface/soil mount options available; minimum embedment depth: 430 mm (17 inches)	approved
Paul Kruse	Cell:			10/5 /2008
15601 Dallas Parkway, Suite 525	Fax:			
Addison TX 75001				
paul.kruse@trin.net	www.TrinityHighway.com			

Energy Absorption Systems, Inc.	Phone: (916) 644-9102	SH Tubular	Type 2; standard surface and soil/ground mount options available	approved
Paul Kruse	Cell:			10/5 /2008
15601 Dallas Parkway, Suite 525	Fax:			
Addison TX 75001				
paul.kruse@trin.net	www.TrinityHighway.com			

Flexstake Incorporated	Phone: (800) 348-9839	BD Marker Round	Type 2; standard surface and surface/soil mount options available	approved
Robert K. Hughes, Jr.	Cell: (239) 481-3539			6 /1 /1994
2150 Andrea Lane #C	Fax: (239) 482-3539			
Ft Meyers FL 33912				
jim@flexstake.com	www.flexstake.com			

Flexstake Incorporated	Phone: (800) 348-9839	HM Marker Round	Type 2; standard surface and surface/soil mount options available	approved
Robert K. Hughes, Jr.	Cell: (239) 481-3539			6 /1 /1994
2150 Andrea Lane #C	Fax: (239) 482-3539			
Ft Meyers FL 33912				
jim@flexstake.com	www.flexstake.com			

Flexstake Incorporated	Phone: (800) 348-9839	T1 Marker Round	Type 2; standard surface and surface/soil mount options available	approved
Robert K. Hughes, Jr.	Cell: (239) 481-3539			6 /1 /1994
2150 Andrea Lane #C	Fax: (239) 482-3539			
Ft Meyers FL 33912				
jim@flexstake.com	www.flexstake.com			

Flexstake Incorporated	Phone: (800) 348-9839	T2 Marker Round	Type 2; standard surface and surface/soil mount options available	approved
Robert K. Hughes, Jr.	Cell: (239) 481-3539			6 /1 /1994
2150 Andrea Lane #C	Fax: (239) 482-3539			
Ft Meyers FL 33912				
jim@flexstake.com	www.flexstake.com			

619.02.01b OBJECT MARKERS (FLEXIBLE, TYPE 2)

<i>Vendor Name / Address</i>	<i>Product Name</i>	<i>Remarks</i>
Pexco, LLC Craig Schulz 3110 70th Avenue East Tacoma WA 98424 craig.schulz@pexco.com	FG 300 Complete Curb Phone: (253) 284-8000 Cell: (253) 284-8005 Fax: (253) 284-8080 www.pexco.com	MASH TL-3; Type 2; standard surface and surface/soil mount options available approved 6 /19/2009
Pexco, LLC Craig Schulz 3110 70th Avenue East Tacoma WA 98424 craig.schulz@pexco.com	FG 300 Model PE Phone: (253) 284-8000 Cell: (253) 284-8005 Fax: (253) 284-8080 www.pexco.com	Type 2; standard surface and surface/soil mount options available approved 6 /19/2009
Pexco, LLC Craig Schulz 3110 70th Avenue East Tacoma WA 98424 craig.schulz@pexco.com	FG 300 Model UR Phone: (253) 284-8000 Cell: (253) 284-8005 Fax: (253) 284-8080 www.pexco.com	Type 2; standard surface and surface/soil mount options available approved 6 /19/2009
Pexco, LLC Craig Schulz 3110 70th Avenue East Tacoma WA 98424 craig.schulz@pexco.com	FG 300 Turn Pike Curb Phone: (253) 284-8000 Cell: (253) 284-8005 Fax: (253) 284-8080 www.pexco.com	MASH TL-3; Type 2; standard surface and surface/soil mount options available approved 6 /19/2009
Pexco, LLC Craig Schulz 3110 70th Avenue East Tacoma WA 98424 craig.schulz@pexco.com	Type K Island Marker Phone: (253) 284-8000 Cell: (253) 284-8005 Fax: (253) 284-8080 www.pexco.com	Type 2; standard surface and surface/soil mount options available approved 9 /13/2007
SHUR-TITE Products Gary Champ P.O. Box 2283 Round Rock TX 78680 gary@shur-tite.com	Shur-Flex Driveable Phone: (512) 218-9500 Cell: Fax: (512) 388-0417 www.shur-tite.com	Type 2; standard surface and surface/soil mount options available approved 2 /2 /2010
Three D Traffic Works Frank Dvoracek 430 North Varney Street Burbank CA 91502 sales@trafficwks.com	TD 5215 K Marker Phone: (877) 843-9757 Cell: (323) 849-1316 Fax: (818) 841-5096 www.trafficwks.com	Type 2; standard surface and surface/soil mount options available approved 12/3 /2002

623.01.01 DYNAMIC MESSAGE SIGNS

<i>Vendor Name / Address</i>	<i>Product Name</i>	<i>Remarks</i>
Daktronics Incorporated Kyle Niemeyer 201 Daktronics Dr. Brookings SD 57006 kyle.niemeyer@daktronics.com	Dynamic Message Signs Phone: (605) 692-0200 Cell: (970) 413-4978 Fax: (605) 697-4700 www.daktronics.com	Type 1 and Type 2 approved 1 /7 /2004

623.01.01 DYNAMIC MESSAGE SIGNS

<i>Vendor Name / Address</i>	<i>Product Name</i>	<i>Remarks</i>
SES America, Inc. Mark Coker 720 Washington St. Pembroke MA 02359 mcoker@sesamerica.com	Phone: (401) 232-3370 Cell: (401) 316-3341 Fax: www.sesamerica.com	Dynamic Message Signs Type 1 and Type 2 approved 6 /11/2020

623.02.08 SERVICE PEDESTALS

<i>Vendor Name / Address</i>	<i>Product Name</i>	<i>Remarks</i>
Milbank Manufacturing Company Dave Stipe 4801 Deramus Avenue Kansas City MO 64120 dstipe@milbankmfg.com	Phone: (660) 463-0827 Cell: (714) 743-0712 Fax: www.milbankmfg.com	Metered Service Pedestals approved 1 /15/2002
Myers Power Products Diana Grootenk 2950 East Philadelphia Street Ontario CA 91761 quotes-PEDS@myerspower.com	Phone: (909) 923-1800 Cell: (949) 375-3399 Fax: (909) 923-1806 www.myerspowerproducts.com	Service Pedestals +UPS/BBS approved 9 /5 /2000
Tesco Controls Incorporated Curt Vasey 8440 Florin Road Sacramento CA 95828 cvasey@tescocontrols.com	Phone: (916) 395-8800 Cell: (916) 765-0523 Fax: (916) 403-0013 www.tescocontrols.com	Tescoflex Service Pedestals approved 11/21/2002

623.02.12c HIGH MAST HEAD FRAME ASSEMBLY

<i>Vendor Name / Address</i>	<i>Product Name</i>	<i>Remarks</i>
Carolina High Mast Daniel Thomas 700 East McLeroy Boulevard Suite A Saginaw TX 76179 dthomas@chmindustries.com	Phone: (682) 286-0046 Cell: (817) 586-9845 Fax: (682) 286-0086 www.chmindustries.com	Series 426 Ext. 2156. Bottom latching approved 12/30/2003
Holophane Corporation Michele Janson 1839 Dutchman Drive Sparks NV 89434 michele.janson@acuitybrands.com	Phone: (775) 431-4390 Cell: Fax: www.holophane.com	Series Holophane LD5 Lighting Lowering D Bottom latching approved 1 /2 /2004

623.02.16 DUCT SEALING COMPOUND

<i>Vendor Name / Address</i>	<i>Product Name</i>	<i>Remarks</i>
Ideal Industries Incorporated Customer Service Becker Place Sycamore IL 60178 contactus@idealindustries.com	Phone: (800) 435-0705 Cell: Fax: (800) 533-4483 www.idealind.com	Duct Seal approved 10/7 /2009

623.02.30e LOOP DETECTOR SEALANT

<i>Vendor Name / Address</i>	<i>Product Name</i>	<i>Remarks</i>
3M Automotive Aftermarket Division Nhan Nguyen 3M Center Bldg. 250-3E-02 St. Paul MN 55144 nhnguyen2@mmm.com	Phone: (651) 737-9833 Cell: (678) 438-6862 Fax: www.3mcollision.com	5000 Rubberized Loop Rubberized asphalt material approved 6 /16/2000
3M Automotive Aftermarket Division Nahn Nguyen 3M Center Bldg. 250-3E-02 St. Paul MN 55144 nhnguyen@mmm.com	Phone: (651) 737-9833 Cell: (678) 438-6862 Fax: www.3mcollision.com	P/N 606 Detector Loop Rubberized asphalt material approved 6 /16/2000
Crafco, Inc. Angie Hoaglin 6165 W. Detroit Street Chandler AZ 85226 angie.hoaglin@crafco.com	Phone: (602) 276-0406 Cell: (602) 418-9902 Fax: (480) 961-0513 www.crafco.com	271 Loop Detector Rubberized asphalt material approved 8 /5 /1998
Crafco, Inc. Angie Hoaglin 6165 W. Detroit Street Chandler AZ 85226 angie.hoaglin@crafco.com	Phone: (602) 276-0406 Cell: (602) 418-9902 Fax: (480) 961-0513 www.crafco.com	272 Loop Detector Rubberized asphalt material approved 8 /5 /1998
Durant Performance Coating, Inc. Al Losanno 112 Railroad Street Revere MA 02151 alosanno@durantcorp.com	Phone: (800) 420-0021 Cell: (781) 289-1400 Fax: (781) 289-1405 www.durantcorp.com	Stat-a-Flex Polyester Loop Polyester material approved 11/19/1996
RAI Products Incorporated John Rosenblatt Jr. PO Box 240772 Charlotte NC 28224 john@raiproductions.com	Phone: (704) 525-1852 Cell: (704) 904-1481 Fax: (704) 525-1859 www.raiproductions.com	Perm Sealer 974 Nitrile Nitrile rubber material approved 12/19/1996
RAI Products Incorporated John Rosenblatt Jr. PO Box 240772 Charlotte NC 28224 john@raiproductions.com	Phone: (704) 525-1852 Cell: (704) 904-1481 Fax: (704) 525-1859 www.raiproductions.com	Pro Seal 6006 Polyester Polyester material approved 12/19/1996
Reed & Graham Company Peter Fitzpatrick 690 Sunol Street San Jose CA 95126 peter@rginc.com	Phone: (408) 287-1400 Cell: (408) 421-2833 Fax: (408) 294-3696 www.rginc.com	Overkote Loop Filler Asphaltic emulsion material approved 8 /5 /1998

623.03.01 TRAFFIC SIGNALS

<i>Vendor Name / Address</i>	<i>Product Name</i>	<i>Remarks</i>
------------------------------	---------------------	----------------

623.03.01 TRAFFIC SIGNALS**Vendor Name / Address****Product Name****Remarks**

Current by GE Patrick Rossetti 1975 Noble Road E. Cleveland OH 44112 patrick.rossetti@ge.com	Phone: (617) 817-1555 Cell: Fax: (954) 337-0633 www.led.com	GTx LED Signal Modules	approved 8 /7 /2019
Dialight Corporation John Vines 1501 Route 34 South Farmingdale NJ 07727 jvines@dialight.com	Phone: (732) 919-3119 Cell: (732) 751-5883 Fax: (732) 751-3183 www.dialight.com	LED 12" Signal Heads (all) 16"x18" Ped Signal Hea	Must be intertek ETL verified to be compliant to the most current ITE VTCSH-LED or PTCSI-LED specifications approved 3 /26/2002
Excellence Opto, Inc. Cheryl Huang 21858 Garcia Lane City of Industry CA 91789 vendor@eoius.com	Phone: (909) 468-0550 Cell: (626) 823-8639 Fax: (909) 468-0554 www.eoius.com	LED Traffic Signal	12" TRV-R12SG-D2T Red, TRV-Y12SG-D2T Yellow, and TRV-G12SG-D2T Green Must be intertek ETL verified to be compliant to the most current ITE VTCSH-LED or PTCSI-LED specifications. approved 6 /17/2008
Excellence Opto, Inc. Cheryl Huang 21858 Garcia Lane City of Industry CA 91789 vendor@eoius.com	Phone: (909) 468-0550 Cell: (626) 823-8639 Fax: (909) 468-0554 www.eoius.com	Pedestrian Traffic Signal	12" TRV-R12SG-D2T Red, TRV-Y12SG-D2T Yellow, and TRV-G12SG-D2T Green Must be intertek ETL verified to be compliant to the most current ITE VTCSH-LED or PTCSI-LED specifications. approved 6 /17/2008
Leotek Electronics USA, LLC Gail Lawrence 1955 Lundy Avenue San Jose CA 95131 gail.lawrence@leotek.com	Phone: (408) 380-1788 Cell: (903) 935-2695 Fax: (408) 518-8128 www.leotek.com	LED 12" Signal Heads (all) 16"x18" Tinted Ped	Must be intertek ETL verified to be compliant to the most current ITE VTCSH-LED or PTCSI-LED specifications approved 4 /6 /2010
Leotek Electronics USA, LLC Gail Lawrence 1955 Lundy Avenue San Jose CA 95131 gail.lawrence@leotek.com	Phone: (903) 935-2695 Cell: (903) 399-8055 Fax: (408) 518-8128 www.leotek.com	TSL-12GA-IL6-A1-P3	Must be Intertek ETL verified to be compliant to the most current ITE VTCSH-LED or PTCSI-LED specifications approved 9 /25/2017
Leotek Electronics USA, LLC Gail Lawrence 1955 Lundy Avenue San Jose CA 95131 gail.lawrence@leotek.com	Phone: (903) 935-2695 Cell: (903) 399-8055 Fax: (408) 518-8128 www.leotek.com	TSL-12G-LX-IL6-A1-P3	Must be Intertek ETL verified to be compliant to the most current ITE VTCSH-LED or PTCSI-LED specifications approved 4 /2 /2015
Leotek Electronics USA, LLC Gail Lawrence 1955 Lundy Avenue San Jose CA 95131 gail.lawrence@leotek.com	Phone: (903) 935-2695 Cell: (903) 399-8055 Fax: (408) 518-8128 www.leotek.com	TSL-12RA-IL6-A1-P3	Must be Intertek ETL verified to be compliant to the most current ITE VTCSH-LED or PTCSI-LED specifications approved 9 /25/2017

623.03.01 TRAFFIC SIGNALS

<i>Vendor Name / Address</i>	<i>Product Name</i>	<i>Remarks</i>
Leotek Electronics USA, LLC Gail Lawrence 1955 Lundy Avenue San Jose CA 95131 gail.lawrence@leotek.com	Phone: (903) 935-2695 Cell: (903) 399-8055 Fax: (408) 518-8128 www.leotek.com	TSL-12R-LX-IL6-A1-P3 Must be Intertek ETL verified to be compliant to the most current ITE VTCSH-LED or PTCSI-LED specifications approved 4 /2 /2015
Leotek Electronics USA, LLC Gail Lawrence 1955 Lundy Avenue San Jose CA 95131 gail.lawrence@leotek.com	Phone: (903) 935-2695 Cell: (903) 399-8055 Fax: (408) 518-8128 www.leotek.com	TSL-12YA-IL6-A1-P3 Must be Intertek ETL verified to be compliant to the most current ITE VTCSH-LED or PTCSI-LED specifications approved 9 /25/2017
Leotek Electronics USA, LLC Gail Lawrence 1955 Lundy Avenue San Jose CA 95131 gail.lawrence@leotek.com	Phone: (903) 935-2695 Cell: (903) 399-8055 Fax: (408) 518-8128 www.leotek.com	TSL-12Y-LX-IL6-A1-P3 Must be Intertek ETL verified to be compliant to the most current ITE VTCSH-LED or PTCSI-LED specifications approved 4 /2 /2015
Leotek Electronics USA, LLC Gail Lawrence 1955 Lundy Avenue San Jose CA 95131 gail.lawrence@leotek.com	Phone: (408) 380-1788 Cell: (903) 935-2695 Fax: (408) 518-8128 www.leotek.com	TSL-PED-16-CIL-P1 Must be intertek ETL verified to be compliant to the most current ITE VTCSH-LED or PTCSI-LED specifications approved 11/7 /2012
Leotek Electronics USA, LLC Gail Lawrence 1955 Lundy Avenue San Jose CA 95131 gail.lawrence@leotek.com	Phone: (408) 380-1788 Cell: (903) 935-2695 Fax: (408) 518-8128 www.leotek.com	TSL-PED-16-DIL 16" LED FH/MP Indication Must be intertek ETL verified to be compliant to the most current ITE VTCSH-LED or PTCSI-LED specifications approved 4 /6 /2010
TraStar Incorporated Elaine Davis 860 North Dorothy Drive Suite 600 Richardson TX 75081 edavis@trastarusa.com	Phone: (972) 480-0888 Cell: Fax: (972) 480-8884 www.trastarusa.com	JXC-300HFT Series LED Vehicular Lamps Must be intertek ETL verified to be compliant to the most current ITE VTCSH-LED or PTCSI-LED specifications approved 11/6 /2012
TraStar Incorporated Elaine Davis 860 North Dorothy Drive Suite 600 Richardson TX 75081 edavis@trastarusa.com	Phone: (972) 480-0888 Cell: Fax: (972) 480-8884 www.trastarusa.com	JXJ300-07T Must be intertek ETL verified to be compliant to the most current ITE VTCSH-LED or PTCSI-LED specifications approved 11/6 /2012
TraStar Incorporated Elaine Davis 860 North Dorothy Drive Suite 600 Richardson TX 75081 edavis@trastarusa.com	Phone: (972) 480-0888 Cell: Fax: (972) 480-8884 www.trastarusa.com	JXM 400 VIE Series Countdown Pedestrian Lamps Must be intertek ETL verified to be compliant to the most current ITE VTCSH-LED or PTCSI-LED specifications approved 11/6 /2012

623.03.15 SIGN LIGHTING FIXTURES

<i>Vendor Name / Address</i>	<i>Product Name</i>	<i>Remarks</i>
------------------------------	---------------------	----------------

623.03.15 SIGN LIGHTING FIXTURES

<i>Vendor Name / Address</i>	<i>Product Name</i>	<i>Remarks</i>
Lumi Trak, Inc. Jeff Harper PO Box 158 Shrewsbury PA 17361 jeff@lumitrak.com	Phone: (717) 235-2863 Cell: (717) 779-8628 Fax: (717) 235-5076 www.lumitrak.com	LT2000 SL120MOD approved 9 /25/2017

623.03.22 LUMINAIRE RETRIEVAL SYSTEM

<i>Vendor Name / Address</i>	<i>Product Name</i>	<i>Remarks</i>
Lumi Trak Incorporated George Townsend PO Box 158 Shrewsbury PA 17361 george@lumitrak.com	Phone: (717) 235-2863 Cell: (717) 818-8203 Fax: (717) 235-5076 www.lumitrak.com	Lumi Trak approved 10/11/2000

623.05.26 RED LIGHT DETECTORS

<i>Vendor Name / Address</i>	<i>Product Name</i>	<i>Remarks</i>
McCain Incorporated Carol Jarvis-Murphy 2365 Oak Ridge Way Vista CA 92081 cmurphy@mccain-inc.com	Phone: (760) 734-5027 Cell: (750) 727-8100 Fax: (760) 597-7108 www.mccain-inc.com	Red Light Detector approved 7 /16/2003

625.02.02 MARKERS (REFLECTIVE ON CONCRETE BARRIER RAILS)

<i>Vendor Name / Address</i>	<i>Product Name</i>	<i>Remarks</i>
Artuk Gregg Schueler 1200 Abbott Drive Elgin IL 60123 sales@artukinc.com	Phone: (847) 841-7050 Cell: (847) 707-4698 Fax: (847) 488-9154 http://artukinc.com	FB33 approved 2 /2 /1993
Artuk Gregg Schueler 1200 Abbott Drive Elgin IL 60123 sales@artukinc.com	Phone: (847) 841-7050 Cell: (847) 707-4698 Fax: (847) 488-9154 http://artukinc.com	FB34 approved 12/28/2016
Artuk Gregg Schueler 1200 Abbott Drive Elgin IL 60123 sales@artukinc.com	Phone: (847) 841-7050 Cell: (847) 707-4698 Fax: (847) 488-9154 http://artukinc.com	FT - Flex Tab approved 12/28/2016
Irwin Hodson Company Gary Johnson 2838 SE 9th Ave Portland OR 97202 garyj@ihco.com	Phone: (503) 419-4624 Cell: (503) 709-6608 Fax: (503) 239-5304 www.irwinhodson.com	A-Shape Highway Traffic Reflector Epoxy shall be used for fastening the reflective marker to the top of the concrete barrier rail. Alt contact: Mark McDonald (503) 419-4629 markmc@ihoc.com approved 5 /7 /2015

625.02.02 MARKERS (REFLECTIVE ON CONCRETE BARRIER RAILS)**Vendor Name / Address****Product Name****Remarks**

Irwin Hodson Company Gary Johnson 2838 SE 9th Ave Portland OR 97202 garyj@ihco.com	Phone: (503) 419-4624 Cell: (503) 709-6608 Fax: (503) 239-5304 www.ihco.com	Barrier Traffic Reflector Series	Alt contact: Mark McDonald (503) 419-4629 markmc@ihoc.com	approved 9/3/2013
Pexco, LLC Craig Schulz 3110 70th Avenue East Tacoma WA 98424 craig.schulz@pexco.com	Phone: (253) 284-8000 Cell: (253) 284-8005 Fax: (253) 284-8080 www.pexco.com	DAPCO Straight Guardrail Reflector Plates	Type II; standard surface and soil/ground mount options available	approved 1/9/1995
Pexco, LLC Craig Schulz 3110 70th Avenue East Tacoma WA 98424 craig.schulz@pexco.com	Phone: (253) 284-8000 Cell: (253) 284-8005 Fax: (253) 284-8080 www.pexco.com	PCBM 12H High Impact	Type II; standard surface and soil/ground mount options available	approved 11/3/2009
Pexco, LLC Craig Schulz 3110 70th Avenue East Tacoma WA 98424 craig.schulz@pexco.com	Phone: (253) 284-8000 Cell: (253) 284-8005 Fax: (253) 284-8080 www.pexco.com	PCBM T12H High Impact	Type II; standard surface and soil/ground mount options available	approved 11/3/2009
RetroFlex, LLC Terry Anest 6185 Element Lane Roseville CA 95747 tanest@retroflexllc.com	Phone: (916) 305-8687 Cell: (916) 305-8687 Fax: www.retroflexllc.com	RF3N1 RetroFlex Reflector		approved 6/11/2020
SHUR-TITE Products Gary Champ P.O. Box 2283 Round Rock TX 78680 gary@shur-tite.com	Phone: (512) 218-9500 Cell: Fax: www.shur-tite.com	Trafco CTB16 Concrete Barrier Wall Flex Delineator	Do not use Type III sheeting	approved 12/10/2020
SHUR-TITE Products Gary Champ P.O. Box 2283 Round Rock TX 78680 gary@shur-tite.com	Phone: (512) 218-9500 Cell: Fax: www.shur-tite.com	Trafco CTB3 Concrete Barrier Wall Flex Delineator	Do not use Type III sheeting	approved 12/10/2020
Three D Traffic Works Frank Dvoracek 430 North Varney Street Burbank CA 91502 sales@trafficwks.com	Phone: (877) 843-9757 Cell: (323) 849-1316 Fax: (818) 841-5096 www.trafficwks.com	TD 9300 Roadguide		approved 12/3/2002

625.02.02 MARKERS (REFLECTIVE ON CONCRETE BARRIER RAILS)

<i>Vendor Name / Address</i>	<i>Product Name</i>	<i>Remarks</i>
Three D Traffic Works Frank Dvoracek 430 North Varney Street Burbank CA 91502 sales@trafficwks.com	Phone: (877) 843-9757 Cell: (323) 849-1316 Fax: (818) 841-5096 www.trafficwks.com	TD 9400 Roadguide approved 12/3/2002

625.02.03 CHANGEABLE MESSAGE SIGNS

<i>Vendor Name / Address</i>	<i>Product Name</i>	<i>Remarks</i>
No Vendors at this time *** *** *** ** ***	Phone: Cell: Fax:	*** MASH-16 crash testing standards are in effect for this category on 12/31/19. Awaiting submission of qualifying products from Industry to repopulate category. approved 12/31/2019

625.02.04 IMPACT ATTENUATOR (TEMPORARY)

<i>Vendor Name / Address</i>	<i>Product Name</i>	<i>Remarks</i>
Hill & Smith, Inc. Cecil Brown 987 Buckeye Park Road Columbus OH 43207 cecil.brown@hillandsmith.com	Phone: (614) 340-6294 Cell: Fax: www.hillandsmith.com	SCI100GM MASH TL-3. Install per manufacture recommendations. approved 2/23/2007
Lindsay Transportation Solutions, LLC Larry Savage 180 River Road Rio Vista CA 94571 larry.savage@lindsay.com	Phone: (707) 374-6800 Cell: (916) 474-9644 Fax: (707) 374-6801 www.barriersystemsinc.com	ABSORB-M Non-Redirective Crash Cushion MASH TL-3; water filled. Install per manufacture recommendations. approved 9/17/2019
Lindsay Transportation Solutions, LLC Larry Savage 180 River Road Rio Vista CA 94571 larry.savage@lindsay.com	Phone: (707) 374-6800 Cell: (916) 474-9644 Fax: (707) 374-6801 www.lindsay.com/transportation-solutions	Universal TAU-M MASH TL-3. Install per manufacture recommendations. approved 7/22/2019
PSS Jordan McMullen 2444 Baldwin Road Cleveland OH 44104 jordan.mcmullen@PSS-Innovations.com	Phone: (800) 662-6338 Cell: (216) 658-7552 Fax: (216) 231-2702 www.PSS-Innovations.com	CrashGard Sand Barrel MASH TL-3. Install per manufacture recommendations. approved 9/12/2012
Traffix Devices, Inc. Cary LeMonds 160 Avenida La Pata San Clemente CA 92673 clemonds@traffixdevices.com	Phone: (801) 979-7099 Cell: Fax: (949) 573-9290 www.traffixdevices.com	Big Sandy 48247-SPI Temp MASH TL-3. Install per manufacture recommendations. approved 2/18/2020

625.02.04 IMPACT ATTENUATOR (TEMPORARY)

<i>Vendor Name / Address</i>	<i>Product Name</i>	<i>Remarks</i>
Traffix Devices, Inc. Cary LeMonds 160 Avenida La Pata San Clemente CA 92673 clemonds@traffixdevices.com	Phone: (801) 979-7099 Cell: Fax: (949) 573-9290 www.traffixdevices.com	Big Sandy Sand Barrel MASH TL-3. Install per manufacture recommendations. approved 2 /18/2020
Traffix Devices, Inc. Cary LeMonds 160 Avenida La Pata San Clemente CA 92673 CLeMonds@TraffixDevices.com	Phone: (801) 979-7099 Cell: Fax: (949) 573-9290 www.TraffixDevices.com	Sentry Longitudinal Energy Dissipater (SLED) MASH TL-3; water-filled. Install per manufacture recommendations. approved 4 /9 /2020
Trinity Highway Products, LLC Paul Kruse 15601 Dallas Parkway, Suite 525 Addison TX 75001 paul.kruse@trin.net	Phone: (916) 644-9102 Cell: Fax: www.trinityhighway.com	QuadGuard Elite M10 MASH TL-3; 24 and 69 inch widths approved; Install per manufacturer's recommendations. approved 3 /11/2021
Trinity Highway Products, LLC Paul Kruse 15601 Dallas Parkway, Suite 525 Addison TX 75001 paul.kruse@trin.net	Phone: (916) 644-9102 Cell: Fax: www.TrinityHighway.com	QuadGuard M Wide MASH TL-3; Install per manufacture recommendations. approved 3 /11/2021
Trinity Highway Products, LLC Paul Kruse 15601 Dallas Parkway, Suite 525 Addison TX 75001 paul.kruse@trin.net	Phone: (916) 644-9102 Cell: Fax: www.trinityhighway.com	QuadGuard M10 MASH TL-3. Install per manufacture recommendations. approved 3 /27/2019

625.02.05 IMPACT ATTENUATOR (TRUCK MOUNTED)

<i>Vendor Name / Address</i>	<i>Product Name</i>	<i>Remarks</i>
Gregory Industries, Inc. Eric Smith 4100 13th Street SW Canton OH 44710 esmith@gregoryhighway.com	Phone: (330) 477-4800 Cell: Fax: (330) 477-0626 www.gregoryhighway.com	TTMA-200 Trailer Truck Mounted Attenuator MASH TL-3. Trailer Mounted - Min. support vehicle weight of 10,000lbs (4,535.9kg), Max. support vehicle weight: unlimited. Unit selected must have a manufacturer recommended installation for the design speed specified in the bid item. approved 9 /17/2019
Traffix Devices, Inc. Cary W. LeMonds 2267 East Crimson Ridge Drive Saint George UT 84790 CLeMonds@TraffixDevices.com	Phone: (801) 979-7099 Cell: (949) 361-5663 Fax: (949) 573-9290 www.traffixdevices.com	Scorpion II TA MASH TL-3, trailer-mounted approved 4 /1 /2020
Traffix Devices, Inc. Cary W. LeMonds 2267 East Crimson Ridge Drive Saint George UT 84790 CLeMonds@TraffixDevices.com	Phone: (801) 979-7099 Cell: (949) 361-5663 Fax: (949) 573-9290 www.traffixdevices.com	Scorpion II TMA MASH TL-3 approved 1 /27/2019

625.02.05 IMPACT ATTENUATOR (TRUCK MOUNTED)

<i>Vendor Name / Address</i>	<i>Product Name</i>	<i>Remarks</i>
Trinity Highway Products, LLC Paul Kruse 15601 Dallas Parkway, Suite 525 Addison NV 75001 paul.kruse@trin.net	Phone: (916) 644-9102 SMT Cell: Fax: www.trinityhighway.com	MASH TL-3, trailer mounted approved 9 /17/2020
Trinity Highway Products, LLC Paul Kruse 15601 Dallas Parkway, Suite 525 Addison NV 75001 paul.kruse@trin.net	Phone: (916) 644-9102 SS180M Cell: Fax: www.trinityhighway.com	MASH TL-3 approved 9 /17/2020
Verdegro USA, LLC Herman Harderwijk 1700 W. Irving Park Road, Suite 302 Chicago IL 60613 sales@verdegro.com	Phone: (786) 408-5709 BLADE TMA Cell: Fax: (786) 431-3097 www.BLADE-TMA.com and www.verdegro.	MASH TL-3. Alt# is +31615839389. approved 7 /22/2019

625.02.06 ALTERNATIVE PORTABLE BARRIER RAIL

<i>Vendor Name / Address</i>	<i>Product Name</i>	<i>Remarks</i>
Easi-Set Worldwide Moffette Tharpe P.O. Box 400 Midland VA 22728 mtharpe@easiset.com	Phone: (484) 256-0001 J-J Hooks Portable Concrete Barrier Rail Cell: (540) 439-8911 Fax: (540) 439-2541 www.easiset.com and www.jjhooks.com	MASH TL-3; Freestanding, Pinned, or Bolted. approved 4 /1 /2020
Hill & Smith, Inc. Cecil Brown 987 Buckeye Park Road Columbus OH 43207 cecil.brown@hillandsmith.com	Phone: (614) 340-6294 ZoneBloc Concrete Barrier Cell: Fax: www.hillandsmith.com	MASH TL-3 compliant. Install per manufacturer's requirements. approved 12/10/2020
Hill and Smith, Inc. Cecil Brown 987 Buckeye Park Road Columbus OH 43207 cecil.brown@hillandsmith.com	Phone: (614) 340-6294 Zoneguard Steel Barrier Cell: Fax: www.hillandsmith.com	MASH TL-3; install per manufacturer's requirements. approved 12/31/2019

625.02.07 PORTABLE BEACON LIGHT SYSTEM

<i>Vendor Name / Address</i>	<i>Product Name</i>	<i>Remarks</i>
K&K Systems Incorporated Alice Bingham 687 Palmetto Road Tupelo MS 38801 ali@k-systems.com	Phone: (888) 414-3003 Safety Beacon Light Cell: (662) 566-2025 Fax: (662) 566-7123 www.k-systems.com	approved 1 /6 /1998

625.03.03 SIGN SUPPORT SYSTEM

<i>Vendor Name / Address</i>	<i>Product Name</i>	<i>Remarks</i>
------------------------------	---------------------	----------------

625.03.03 SIGN SUPPORT SYSTEM

<i>Vendor Name / Address</i>	<i>Product Name</i>	<i>Remarks</i>	
Marketing Displays International Eric Larson 38271 W. 12 Mile Road Farmington Hills MI 48331 tcpsales@mdiworldwide.com	Phone: (800) 521-6776 Cell: Fax: (248) 488-5700 www.mditrafficcontrol.com	SOSM-NS MASH TL-3. Roll-up signs only.	approved 9/17/2020
Pacific Safety dba Dicke Safety Michael Burke 1845 Anunsen St. NE Salem OR 97301 mike@dicketool.com	Phone: (206) 818-9277 Cell: (800) 333-5641 Fax: (800) 695-6054 www.dicketool.com	UF2000w MASH TL-3. Roll-up signs only.	approved 12/10/2020
Plasticade Henry Ross 100 Howard Avenue Des Plaines IL 60018 hross@plasticade.com	Phone: (800) 772-0355 Cell: (773) 294-4942 Fax: www.plasticade.com	Plasticade SS300 Compact Sign Stand MASH TL-3. Roll-up signs only.	approved 9/17/2020
Plasticade Henry Ross 100 Howard Avenue Des Plaines IL 60018 hross@plasticade.com	Phone: (800) 772-0355 Cell: (773) 294-4942 Fax: www.plasticade.com	Plasticade SS300A Compact Sign Stand MASH TL-3. Roll-up signs only.	approved 9/17/2020
Plasticade Henry Ross 100 Howard Avenue Des Plaines IL 60018 hross@plasticade.com	Phone: (800) 772-0355 Cell: (773) 294-4942 Fax: www.plasticade.com	Plasticade SS310 Sign Stand MASH TL-3. Roll-up signs only.	approved 9/17/2020
Plasticade Henry Ross 100 Howard Avenue Des Plaines IL 60018 hross@plasticade.com	Phone: (800) 772-0355 Cell: (773) 294-4942 Fax: www.plasticade.com	Plasticade SS340A Double Spring Sign Stand MASH TL-3. Roll-up signs only.	approved 9/17/2020
Plasticade Henry Ross 100 Howard Avenue Des Plaines IL 60018 hross@plasticade.com	Phone: (800) 772-0355 Cell: (773) 294-4942 Fax: www.plasticade.com	Plasticade SS410A Springless Sign Stand MASH TL-3. Roll-up signs only.	approved 9/17/2020
Plasticade Henry Ross 100 Howard Avenue Des Plaines IL 60018 hross@plasticade.com	Phone: (800) 772-0355 Cell: (773) 294-4942 Fax: www.plasticade.com	Plasticade SS420A Double Spring Sign Stand MASH TL-3	approved 9/17/2020

625.03.03 SIGN SUPPORT SYSTEM

<i>Vendor Name / Address</i>	<i>Product Name</i>	<i>Remarks</i>
Plasticade Henry Ross 100 Howard Avenue Des Plaines IL 60018 hross@plasticade.com	Plasticade SS520 "Big Dog" Sign Stand Phone: (800) 772-0355 Cell: (773) 294-4942 Fax: www.plasticade.com	MASH TL-3. Roll-up signs only. approved 9/17/2020
Traffix Devices, Inc. Cary LeMonds 160 Avenida La Pata San Clemente CA 92673 clemonds@traffixdevices.com	Zephyr Portable Stand Phone: (801) 979-7099 Cell: Fax: (949) 573-9290 www.traffixdevices.com	MASH TL-3. Must conform to section 716. Dibond substrate is allowed only with stands specified by FHWA letters of acceptance. approved 3/22/2000

625.03.04 BARRICADES

<i>Vendor Name / Address</i>	<i>Product Name</i>	<i>Remarks</i>
Pexco, LLC Craig Schulz 3110 70th Avenue East Tacoma WA 98424 craig.schulz@pexco.com	Barricade Phone: (253) 284-8000 Cell: (253) 284-8005 Fax: (253) 284-8080 www.pexco.com	Type 3B; with or without lights approved 11/5/2009
Plasticade Henry Ross 100 Howard Avenue Des Plaines IL 60018 hross@plasticade.com	Plasticade Angle Iron Type III Barricade Phone: (800) 772-0355 Cell: (773) 294-4942 Fax: (847) 966-8074 www.plasticade.com	Type 3 approved 12/31/2012
Plasticade Henry Ross 100 Howard Avenue Des Plaines IL 60018 hross@plasticade.com	Plasticade Telespar Type III Barricade Phone: (800) 772-0355 Cell: (773) 294-4942 Fax: (847) 966-8074 www.plasticade.com	Type 3 approved 12/31/2012
Plasticade Henry Ross 100 Howard Avenue Des Plaines IL 60018 hross@plasticade.com	Sentinel Phone: (800) 772-0355 Cell: (773) 294-4942 Fax: (847) 955-8074 www.plasticade.com	Type 3 approved 2/21/2007
PSS Jordan McMullen 2444 Baldwin Road Cleveland OH 44104 jordan.mcmullen@PSS-Innovations.com	Anchor Mast Barricade Phone: (800) 662-6338 Cell: (216) 658-7552 Fax: (216) 231-2702 www.PSS-Innovations.com	Type 3; with or without lights approved 5/5/2010
PSS Jordan McMullen 2444 Baldwin Road Cleveland OH 44104 jordan.mcmullen@pss-innovations.com	LaneGard 3 Phone: (800) 662-6338 Cell: (216) 658-7552 Fax: (216) 231-2702 pss-innovations.com	MASH TL-3; Type 3 approved 6/11/2020

625.03.04 BARRICADES

<i>Vendor Name / Address</i>	<i>Product Name</i>	<i>Remarks</i>
Three D Traffic Works Frank Dvoracek 430 North Varney Street Burbank CA 91502 frank@3dplastics.com	Phone: (877) 843-9757 Cell: (323) 849-1316 Fax: (818) 841-5097 www.trafficwks.com	TD 2300M MASH TL-3; Type I and Type II, with or without lights and/or sign. approved 12/10/2020

627.02.01 THERMOPLASTIC SIGN PANELS

<i>Vendor Name / Address</i>	<i>Product Name</i>	<i>Remarks</i>
No Vendors at this Time *** *** ***	Phone: *** Cell: Fax:	approved 11/4 /2008

630.02.01 HEADLIGHT GLARE SCREENS

<i>Vendor Name / Address</i>	<i>Product Name</i>	<i>Remarks</i>
Carsonite Composites Int'l Keith Lewis 19845 US Highway 76 Newberry SC 29108 mklewis@frontier.net	Phone: (800) 648-7916 Cell: (503) 621-8528 Fax: (803) 276-8940 www.carsonite.com	Modular Guidance System approved 10/1 /2008
Energy Absorption Systems, Inc. Paul Kruse 15601 Dallas Parkway, Suite 525 Addison TX 75001 paul.kruse@trin.net	Phone: (916) 644-9102 Cell: Fax: www.TrinityHighway.com	Glare Screen System approved 7 /31/1996
Flexstake Incorporated Robert K. Hughes, Jr. 2150 Andrea Lane #C Ft Meyers FL 33912 jim@flexstake.com	Phone: (800) 348-9839 Cell: (239) 481-3539 Fax: (239) 482-3539 www.flexstake.com	Glare Screen System approved 7 /31/1996
Plasticade Henry Ross 100 Howard Avenue Des Plaines IL 60018 hross@plasticade.com	Phone: (800) 772-0355 Cell: (773) 294-4942 Fax: www.plasticade.com	Plasticade Modular Glare Screen approved 6 /11/2020

632.03.05 RETROREFLECTOMETERS

<i>Vendor Name / Address</i>	<i>Product Name</i>	<i>Remarks</i>
Ennis-Flint, Inc. QPL Administrator 4161 Piedmont Pkwy, Ste. 370 Greensboro NC 27410 qpladmin@ennisflint.com	Phone: (800) 331-8118 Cell: (336) 477-8363 Fax: (336) 475-7900 https://www.ennisflintamericas.com/	LTL-2000 discontinuing 10/08 LTL 2000 Geometry Retroreflectometer was discontinued but still qualifies approved 6 /1 /1999

632.03.05 RETROREFLECTOMETERS

<i>Vendor Name / Address</i>	<i>Product Name</i>	<i>Remarks</i>
Ennis-Flint, Inc. QPL Administrator 4161 Piedmont Pkwy, Ste. 370 Greensboro NC 27410 qpladmin@ennisflint.com	Phone: (800) 331-8118 Cell: (336) 477-8363 Fax: (336) 475-7900 https://www.ennisflintamericas.com/	LTL-X 30 Meter Geometry approved 6 /1 /1999
Ennis-Flint, Inc. QPL Administrator 4161 Piedmont Pkwy, Ste. 370 Greensboro NC 27410 qpladmin@ennisflint.com	Phone: (800) 331-8118 Cell: (336) 477-8363 Fax: (336) 475-7900 https://www.ennisflintamericas.com/	LTL-X Mark II approved 9 /25/2017
Mirolux Products Incorporated William Kaiser 12571 S. Deer Canyon Lane Draper UT 84020-3105 sales@miroluxproducts.com	Phone: (801) 718-7089 Cell: Fax: (801) 571-3394 www.miroluxproducts.com	Mirolux Ultra 30 approved 12/26/1999
RoadVista Eric Nelson 9925 Carroll Canyon Road San Diego CA 92131 enelson@roadvista.com	Phone: (858) 279-6044 Cell: (888) 637-2758 Fax: (858) 576-9286 www.roadvista.com	LaserLux CEN 30 LaserLux CEN 30 Mobile 10/08 MX 30 Retroreflectometer was discontinued but still qualifies; 12/16 CEN 30 both the mobile and portable units have been discontinued but still qualify. approved 12/5 /2016
RoadVista Eric Nelson 9925 Carroll Canyon Road San Diego CA 92131 enelson@roadvista.com	Phone: (858) 279-6044 Cell: (888) 637-2758 Fax: (858) 576-9286 www.roadvista.com	LaserLux G7 Mobile approved 9 /25/2017
RoadVista Eric Nelson 9925 Carroll Canyon Road San Diego CA 92131 enelson@roadvista.com	Phone: (858) 279-6044 Cell: (888) 637-2758 Fax: (858) 576-9286 www.roadvista.com	StripeMaster Series I approved 5 /27/2010
RoadVista Eric Nelson 9925 Carroll Canyon Road San Diego CA 92131 enelson@roadvista.com	Phone: (858) 279-6044 Cell: (888) 637-2758 Fax: (858) 576-9286 www.roadvista.com	StripeMaster Series II approved 5 /27/2010

633.02.01 PAVEMENT MARKERS (NON-REFLECTIVE, PERMANENT)

<i>Vendor Name / Address</i>	<i>Product Name</i>	<i>Remarks</i>
Alpine Products Bart Farrar 550 3rd Street SW, Building C Auburn WA 98001 bart@alpinemarkings.com	Phone: (253) 351-9828 Cell: Fax: (253) 735-6303 www.alpinemarkings.com	DDOT ABS 100 mm (4") round approved 6 /2 /1999

633.02.01 PAVEMENT MARKERS (NON-REFLECTIVE, PERMANENT)

<i>Vendor Name / Address</i>	<i>Product Name</i>	<i>Remarks</i>
Apex Universal Incorporated Janet Yang 11033 Forest Place Santa Fe Springs CA 90670 sales@apexmarker.com www.apexmarker.com	Phone: (562) 944-8878 Cell: (562) 879-6888 Fax: (562) 944-2298	929 ABS 100 mm (4") round approved 6 /1 /1999
Apex Universal Incorporated Janet Yang 11033 Forest Place Santa Fe Springs CA 90670 sales@apexmarker.com www.apexmarker.com	Phone: (562) 944-8878 Cell: (562) 879-6888 Fax: (562) 944-2298	929 PP 100 mm (4") round approved 6 /1 /1999
Apex Universal Incorporated Janet Yang 11033 Forest Place Santa Fe Springs CA 90670 sales@apexmarker.com www.apexmarker.com	Phone: (562) 944-8878 Cell: (562) 879-6888 Fax: (562) 944-2298	Ceramic 100 mm (4") round approved 6 /1 /1999
Ennis-Flint, Inc. QPL Administrator 4161 Piedmont Pkwy, Ste. 370 Greensboro NC 27410 qpladmin@ennisflint.com https://www.ennisflintamericas.com/	Phone: (800) 331-8118 Cell: (336) 477-8363 Fax: (336) 475-7900	B10 100 mm (4") round approved 12/20/2017
Interstate Sales Mike Trentman 12600 Locksley Lane, Suite 200 Auburn CA 95602 mike@interstatesales.com www.interstatesales.com	Phone: (800) 237-7245 Cell: (530) 823-6070 Fax: (530) 823-0994	Diamond Back (ABS & Polypropylene) 100 mm (4") round (ABS & Polypropylene) approved 8 /5 /2002
Three D Traffic Works Frank Dvoracek 430 North Varney Street Burbank CA 91502 sales@trafficwks.com www.trafficwks.com	Phone: (877) 843-9757 Cell: (323) 849-1316 Fax: (818) 841-5096	TD 10000 Series 100 mm (4") round approved 12/4 /2002

633.02.02 PAVEMENT MARKERS (REFLECTIVE, PERMANENT)

<i>Vendor Name / Address</i>	<i>Product Name</i>	<i>Remarks</i>
3M Transportation Safety Division Eric Dornak PO Box 231393 Las Vegas NV 89105 ejdornak@mmm.com www.3M.com/tcm	Phone: (800) 553-1380 Cell: (702) 743-0012 Fax: (651) 732-8435	290 Durable Raised 89 mm x 100 mm (3.6"x4") approved 6 /1 /1999
Apex Universal Incorporated Janet Yang 11033 Forest Place Santa Fe Springs CA 90670 sales@apexmarker.com www.apexmarker.com	Phone: (562) 944-8878 Cell: (562) 879-6888 Fax: (562) 944-2298	921 AR approved 6 /1 /1999

633.02.02 PAVEMENT MARKERS (REFLECTIVE, PERMANENT)

<i>Vendor Name / Address</i>	<i>Product Name</i>	<i>Remarks</i>
Ennis-Flint, Inc. QPL Administrator 4161 Piedmont Pkwy, Ste. 370 Greensboro NC 27410 qpladmin@ennisflint.com	Phone: (800) 331-8118 Cell: (336) 477-8363 Fax: (336) 475-7900 https://www.ennisflintamericas.com	C80-FH Raised Pavement Marker approved 2 /6 /2002
Ray-O-Lite A Division of Pac-Tec Inc Mary Haddad 5401 N. Sam Houston Parkway W Houston TX 77086 customerservice@rayolite.com	Phone: (800) 848-7025 Cell: (281) 617-2240 Fax: (281) 583-1506 www.rayolite.com	AA 100 mm x 100 mm (4"x4") approved 6 /1 /1999
Ray-O-Lite A Division of Pac-Tec Inc Mary Haddad 5401 N. Sam Houston Parkway W Houston TX 77086 customerservice@rayolite.com	Phone: (800) 848-7025 Cell: (281) 617-2240 Fax: (281) 583-1506 www.rayolite.com	ARC 100 mm x 100 mm (4"x4") approved 6 /1 /1999
Ray-O-Lite A Division of Pac-Tec Inc Mary Haddad 5401 N. Sam Houston Parkway W Houston TX 77086 customerservice@rayolite.com	Phone: (800) 848-7025 Cell: (281) 617-2240 Fax: (281) 583-1506 www.rayolite.com	Round Shoulder ARC 100 mm x 100 mm (4"x4") approved 6 /1 /1999

633.02.03 PAVEMENT MARKERS (REFLECTIVE, RECESSED)

<i>Vendor Name / Address</i>	<i>Product Name</i>	<i>Remarks</i>
Ray-O-Lite A Division of Pac-Tec Inc Mary Haddad 5401 N. Sam Houston Parkway W Houston TX 77086 customerservice@rayolite.com	Phone: (800) 848-7025 Cell: (281) 617-2240 Fax: (281) 583-1506 www.rayolite.com	2002 58 mm x 19 mm (2.3"x4.6") approved 6 /1 /1999
Ray-O-Lite A Division of Pac-Tec Inc Mary Haddad 5401 N. Sam Houston Parkway W Houston TX 77086 customerservice@rayolite.com	Phone: (800) 848-7025 Cell: (281) 617-2240 Fax: (281) 583-1506 www.rayolite.com	2004 58 mm x 19 mm (2.3"x4.6") approved 6 /1 /1999

633.02.04 PAVEMENT MARKERS ADHESIVE

<i>Vendor Name / Address</i>	<i>Product Name</i>	<i>Remarks</i>
Crafco, Inc. Angie Hoaglin 6165 W. Detroit Street Chandler AZ 85226 angie.hoaglin@crafco.com	Phone: (602) 276-0406 Cell: (602) 418-9902 Fax: (480) 961-0513 www.crafco.com	34270 Hot Applied Flexible approved 6 /16/1998

Remarks

RemarksPage 39 of 66

633.02.05 LANE LINE MARKERS (REFLECTIVE, TEMPORARY)

<i>Vendor Name / Address</i>	<i>Product Name</i>	<i>Remarks</i>
Pexco, LLC Craig Schulz 3110 70th Avenue East Tacoma WA 98424 craig.schulz@pexco.com	Phone: (253) 284-8000 Cell: (253) 284-8005 Fax: (253) 284-8080 www.pexco.com	TRPM (Temporary Overlay) Work zone pavement markers approved 11/29/2000

635.02.01 PAVEMENT STRIPING TAPE (TEMPORARY)

<i>Vendor Name / Address</i>	<i>Product Name</i>	<i>Remarks</i>
3M Transportation Safety Division Eric Dornak PO Box 231393 Las Vegas NV 89105 ejdornak@mmm.com	Phone: (800) 553-1380 Cell: (702) 743-0012 Fax: (651) 732-8435 www.3M.com/tcm	710 WRR WRR = Wet Reflective Removable white/yellow available approved 8 /16/2006
Advance Traffic Markings Raeleen Lucas 100 Patch Rubber Road Weldon NC 27890 lucasco@ralucasco.com	Phone: (252) 536-2574 Cell: (714) 397-4428 Fax: (252) 536-4940 www.trafficmarkings.com	200 Construction R R = Removable white/yellow available approved 9 /24/2003
Brite Line Technologies Shea Durkin 10660 E. 51st Ave Denver CO 80239 sdurkin@brite-line.com	Phone: (303) 375-1293 Cell: (720) 217-1747 Fax: (303) 375-8557 www.brite-line.com	Series 100R R = Removeable white/yellow available approved 6 /15/1999
Brite Line Technologies Shea Durkin 10660 E. 51st Ave Denver CO 80239 sdurkin@brite-line.com	Phone: (303) 375-1293 Cell: (720) 217-1747 Fax: (303) 375-8557 www.brite-line.com	Series 200R R = Removeable white/yellow available approved 6 /15/1999
Brite Line Technologies Shea Durkin 10660 E. 51st Ave Denver CO 80239 sdurkin@brite-line.com	Phone: (303) 375-1293 Cell: (720) 217-1747 Fax: (303) 375-8557 www.brite-line.com	Series Deltaline TWR TWR = Temporary Wet Removeable white/yellow available approved 6 /15/1999
Swarco Industries / Traffic Mgt Johnathan Knudson 270 Rutherford Lane / PO Box 89 Columbia TN 38401 jonathan.knutson@swarco.com	Phone: (503) 421-5227 Cell: (503) 421-5227 Fax: (503) 208-2785 www.swarco.com	Director 2 - (DG) Director 2 (DG-WR) DG = Detour Grade WR = Wet Reflective white/yellow available approved 4 /26/1999
Tape4 LLC Greg Gibson P.O. Box 300575 St Louis MO 63130 greg@tape4.com	Phone: (314) 968-2569 Cell: (314) 504-0742 Fax: (314) 968-0494 www.tape4.com	Aztec III R R = Removeable white/yellow available alt. contact is David Littleton (e:) david@tape4.com approved 6 /7 /2013

641.02.01 IMPACT ATTENUATORS

<i>Vendor Name / Address</i>	<i>Product Name</i>	<i>Remarks</i>
Hill & Smith, Inc. Cecil Brown 987 Buckeye Park Road Columbus OH 43207 cecil.brown@hillandsmith.com	Phone: (614) 340-6294 Cell: Fax: www.hillandsmith.com	SCI100GM MASH approved, TL-3 Compliant; Approved at all speeds. approved 2 /23/2007
Lindsay Transportation Solutions, LLC Larry Savage 180 River Road Rio Vista CA 94571 larry.savage@lindsay.com	Phone: (707) 374-6800 Cell: (916) 474-9644 Fax: (707) 374-6801 www.lindsay.com/transportation-solutions	Universal TAU-M MASH TL-3 approved 7 /22/2019
Trinity Highway Products, LLC Paul Kruse 15601 Dallas Parkway, Suite 525 Addison TX 75001 paul.kruse@trin.net	Phone: (916) 644-9102 Cell: Fax: www.trinityhighway.com	QuadGuard Elite M10 MASH TL-3; 24 and 69 inch widths approved approved 3 /11/2021
Trinity Highway Products, LLC Paul Kruse 15601 Dallas Parkway, Suite 525 Addison TX 75001 paul.kruse@trin.net	Phone: (916) 644-9102 Cell: Fax: www.TrinityHighway.com	QuadGuard M Wide MASH TL-3 approved 3 /11/2021
Trinity Highway Products, LLC Paul Kruse 15601 Dallas Parkway, Suite 525 Addison TX 75001 paul.kruse@trin.net	Phone: (916) 644-9102 Cell: Fax: www.trinityhighway.com	QuadGuard M10 MASH TL-3 approved 3 /27/2019

642.02.02 CONCRETE PANEL WALL SYSTEMS

<i>Vendor Name / Address</i>	<i>Product Name</i>	<i>Remarks</i>
Big R Bridge: Vist-A-Wall Systems Jeffrey Stone 650 Justice Lane Mansfield TX 76063 jstone@bigrbridge.com	Phone: (817) 225-0852 Cell: (770) 871-9782 Fax: (817) 507-0197 bigrbridge.com	Stabilized Earth Walls NV sales contact Pete Niemann (ph) 970-584-2382 (e) pniemann@bigrbridge.com. approved 8 /28/2013
Hilfiker Retaining Wall Dave Woods 1902 Hilfiker Lane Eureka CA 95503 dave@hilfiker.com	Phone: (800) 762-8962 Cell: (707) 443-5093 Fax: (707) 443-2891 www.hilfiker.com	Reinforced Soil Embankment Wall approved 9 /8 /1998
Reinforced Earth Company James Sullivan 45610 Woodland Rd, Suite 200 Sterling VA 20166 jsullivan@reinforcedearth.com	Phone: (703) 547-8797 Cell: Fax: www.reinforcedearth.com	GeoMega MSE Wall System MANDATORY consultation with NDOT Structures and Geotechnical BEFORE submitting on a bid--contact coordinator to get contact info for this well in advance. Approved with Omega connection ONLY. Height restricted to 50 ft maximum. approved 3 /27/2019

642.02.02 CONCRETE PANEL WALL SYSTEMS

<i>Vendor Name / Address</i>	<i>Product Name</i>	<i>Remarks</i>
Reinforced Earth Company Jacques Bloomfield 25910 Acero, Suite 200 Mission Viejo CA 92691 jbloomfield@reinforcedearth.com	Phone: (949) 689-9023 Cell: (949) 247-3601 Fax: www.reinforcedearth.com	Reinforced Earth Lrg Wall approved 2 /7 /2001
Reinforced Earth Company Jacques Bloomfield 25910 Acero, Suite 200 Mission Viejo CA 92691 jbloomfield@reinforcedearth.com	Phone: (949) 689-9023 Cell: (949) 247-3601 Fax: www.reinforcedearth.com	Retained Earth approved 2 /7 /2001
SSL, LLC Andrew Thompson 4740 Scotts Valley Drive Suite E Scotts Valley CA 95066 andrewt@mseplus.com	Phone: (831) 430-9300 Cell: (831) 331-6199 Fax: (831) 430-9340 www.mseplus.com	MSE Earth Modified panels required; W24 longitudinal wire not permitted approved 5 /6 /2002
SSL, LLC Andrew Thompson 4740 Scotts Valley Drive Suite E Scotts Valley CA 95066 andrewt@mseplus.com	Phone: (831) 430-9300 Cell: (831) 331-6199 Fax: (831) 430-9340 www.mseplus.com	MSE Large Wall Panel Modified panels required; W24 longitudinal wire not permitted approved 5 /6 /2002
SSL, LLC Andrew Thompson 4740 Scotts Valley Drive Suite E Scotts Valley CA 95066 andrewt@mseplus.com	Phone: (831) 430-9300 Cell: (831) 331-6199 Fax: (831) 430-9340 www.mseplus.com	MSE Plus Modified panels required; W24 longitudinal wire not permitted approved 5 /6 /2002
Tensor International Corporation Robert Johnson 2500 Northwinds Parkway, Suite 500 Alpharetta GA 30009 rjohnson@tensarcorp.com	Phone: (770) 344-2090 Cell: (770) 557-5015 Fax: (770) 344-2084 www.tensarcorp.com	Ares Retaining Precast Wall approved 6 /11/1998

642.02.03 SEGMENTAL BLOCK WALL SYSTEMS

<i>Vendor Name / Address</i>	<i>Product Name</i>	<i>Remarks</i>
Jensen Precast Steven Jensen 9895 Double R Blvd. Reno NV 89521 sjensen@jensenprecast.com	Phone: (775) 352-2700 Cell: (775) 352-6307 Fax: (775) 359-6364 www.jensenprecast.com	Redi-Rock Permitted on a project-by-project basis with approvals from NDOT bridge and NDOT geotechnical and in accordance with 640.02.03 NDOT specifications approved 7 /23/2009
Reinforced Earth Company Jacques Bloomfield 25910 Acero, Suite 200 Mission Viejo CA 92691 jbloomfield@reinforcedearth.com	Phone: (949) 689-9023 Cell: (949) 427-3601 Fax: www.reinforcedearth.com	Pyramid Permitted on a project-by-project basis with approvals from NDOT bridge and NDOT geotechnical and in accordance with 640.02.03 NDOT specifications approved 9 /30/1994

642.02.03 SEGMENTAL BLOCK WALL SYSTEMS

<i>Vendor Name / Address</i>	<i>Product Name</i>	<i>Remarks</i>
Super Lite Block Estrella Cotto 3565 East Bost Road Suite 108 Las Vegas NV 89021 estrella.cotto@oldcastleapg.com	Phone: (866) 758-3427 Cell: (702) 255-6364 Fax: www.keystonewalls.com	KeySteel SQFT MSE Panel Permitted on a project-by-project basis with approvals from NDOT bridge and NDOT geotechnical and in accordance with 640.02.03 NDOT specifications approved 5 /15/2002
Tensor International Corporation Robert Johnson 2500 Northwinds Parkway, Suite 500 Alpharetta GA 30009 rjohnson@tensarcorp.com	Phone: (770) 344-2090 Cell: (770) 557-5015 Fax: (770) 344-2084 www.tensarcorp.com	MESA Permitted only when specified in the contract documents as an acceptable product approved 1 /1 /2012

646.02.02 CRACK SEALANTS

<i>Vendor Name / Address</i>	<i>Product Name</i>	<i>Remarks</i>
Adhesives Technology Corporation Renee Thomas 450 East Copans Rd. Pompano Beach FL 33064-5509 atcinfo@atcepoxy.com	Phone: (800) 892-1880 Cell: (954) 782-2221 Fax: (954) 782-2499 www.atcepoxy.com	CRACKBOND HEALER/SEALER Type I, II, IV and V; Grade 1; Class B and C. approved 12/17/2018
E-Chem, LLC Jason Burgoon 4102 El Rey Road SE Albuquerque NM 87105 jason@e-chem.net	Phone: (505) 217-2121 Cell: Fax: www.e-chem.net	EP100-SEAL HM ASTM C881 Type I, II, IV, and V; Grade 1; Class B and C approved 7 /22/2019
E-Chem, LLC Jason Burgoon 4102 El Rey Road SE Albuquerque NM 87105 jason@e-chem.net	Phone: (505) 217-2121 Cell: Fax: www.e-chem.net	EP-SLV ASTM C881 Type I, II, IV, and V; Grade 1; Class B and C approved 7 /22/2019
Sika Corporation Jerhard Evangelista 201 Polito Avenue Lyndhurst NY 07071 evangelista.jerhard@us.sika.com	Phone: (201) 508-6850 Cell: (551) 226-0528 Fax: usa.sika.com	Sikadur 55 SLV Type I and II; Grade 1; Class C approved 6 /15/2016

646.02.05 LIQUID MEMBRANE

<i>Vendor Name / Address</i>	<i>Product Name</i>	<i>Remarks</i>
Bridge Preservation, LLC Jonathan Haydu 686 South Adams Street Kansas City KS 66105 info@bridgepreservation.com	Phone: (913) 912-3305 Cell: Fax: (913) 951-0601 www.bridgepreservation.com	Bridge Deck Membrane (BDM) approved 9 /25/2017

702.03.01c CURING COMPOUND (LIQUID MEMBRANE FORMING FOR CURING CONCRETE)

<i>Vendor Name / Address</i>	<i>Product Name</i>	<i>Remarks</i>
------------------------------	---------------------	----------------

702.03.01c CURING COMPOUND (LIQUID MEMBRANE FORMING FOR CURING CONCRETE)

<i>Vendor Name / Address</i>	<i>Product Name</i>	<i>Remarks</i>
Atlas Tech Products Ryan Quinn 680 West Lake Mead Parkway Henderson NV 89015 ryanquinn@atlasform.com	Phone: (702) 227-6800 Cell: (858) 277-2100 Fax: (702) 222-0488 www.atlasform.com	Atlas Res-Cure ASTM C309 Type 1D approved 9 / 2 / 2008
ChemMasters, Inc. John Kirk 300 Edwards St. Madison OH 44057 johnkirk@chemmasters.net	Phone: (800) 486-7866 Cell: (440) 428-2105 Fax: (440) 428-7091 www.chemmasters.net	Certi-Vex Enviro Cure Clear 500 ASTM C309 Type 1D Variant Only. Product has been discontinued and will no longer be available after 12/31/21. approved 9 / 17 / 2020
ChemMasters, Inc. John Kirk 300 Edwards St. Madison OH 44057 johnkirk@chemmasters.net	Phone: (800) 486-7866 Cell: (440) 428-2105 Fax: (440) 428-7091 www.chemmasters.net	Safe-Cure 1000 Clear w/Dye ASTM C309 Type 1D Variant Only approved 3 / 11 / 2021
Dayton Superior Corporation Holly Jergens 1125 Byers Rd. Miamisburg OH 45342 hollyjergens@daytonsuperior.com	Phone: (937) 866-0711 Cell: Fax: www.daytonsuperior.com	Resin Cure w/Dye J11WD ASTM C309 Type 1D approved 1 / 8 / 2010
SpecChem, LLC Dennis Salley 1511 Baltimore Ave. Kansas City MO 64108 dsalley@specchemllc.com	Phone: (816) 968-5600 Cell: Fax: www.specchem.com	SpecRez Type 1D approved 3 / 26 / 2018
US Mix Company Andrew Beaty 112 South Santa Fe Drive Denver CO 80223 andrew.beaty@oldcastle.com	Phone: (303) 778-7227 Cell: (303) 489-1083 Fax: (303) 722-8426 www.usspec.com	US SPEC MaxCure Resin Clear ASTM C309 Type 1D approved 2 / 6 / 2006
W.R. Meadows Chris Mader 300 Industrial Dr. Hampshire IL 60140 dot@wrmeadows.com	Phone: Cell: Fax: www.wrmeadows.com	1100 Clear ASTM C309 Type 1D Variant Only approved 8 / 21 / 2019
W.R. Meadows Chris Mader 300 Industrial Dr. Hampshire IL 60140 dot@wrmeadows.com	Phone: Cell: Fax: www.wrmeadows.com	1300 Clear ASTM C309 Type 1D Variant Only approved 8 / 21 / 2019

702.03.01d CURING COMPOUND (WHITE PIGMENTED, WAX BASE)

<i>Vendor Name / Address</i>	<i>Product Name</i>	<i>Remarks</i>
------------------------------	---------------------	----------------

702.03.01d CURING COMPOUND (WHITE PIGMENTED, WAX BASE)**Vendor Name / Address****Product Name****Remarks**

Atlas Tech Products Ryan Quinn 680 West Lake Mead Parkway Henderson NV 89015 ryanquinn@atlasform.com	Phone: (702) 227-6800 Cell: (858) 277-2100 Fax: (702) 222-0488 www.atlasform.com	Atlas Pro-Cure White	approved 9 /2 /2008
ChemMasters, Inc. John Kirk 300 Edwards St. Madison OH 44057 johnkirk@chemmasters.net	Phone: (800) 486-7866 Cell: (440) 428-2105 Fax: (440) 428-7091 www.chemmasters.net	Certi-Vex Enviro Cure White 500	Product has been discontinued and will no longer be available after 12/31/21. approved 12/31/2019
ChemMasters, Inc. John Kirk 300 Edwards St. Madison OH 44057 johnkirk@chemmasters.net	Phone: (800) 486-7866 Cell: (440) 428-2105 Fax: (440) 428-7091 www.chemmasters.net	Safe-Cure 800	approved 3 /11/2021
Dayton Superior Corporation Holly Jergens 1125 Byers Rd. Miamisburg OH 45342 hollyjergens@daytonsuperior.com	Phone: (937) 866-0711 Cell: Fax: www.daytonsuperior.com	White Wax Cure J9A	approved 8 /29/2008
Euclid Chemical Company Brian Lewis 19320 Redwood Road Cleveland OH 44110 lewisbr@euclidchemical.com	Phone: (800) 321-7628 Cell: (216) 692-8305 Fax: (216) 531-9399 www.euclidchemical.com	Kurez Vox White Pigmented	approved 8 /21/1997
SpecChem, LLC Dennis Salley 1511 Baltimore Ave Ste 600 Kansas City MO 64108 dsalley@specchemllc.com	Phone: (816) 968-5600 Cell: Fax: www.specchemllc.com	Atlas Pro-Cure White	approved 1 /22/2014
SpecChem, LLC Dennis Salley 1511 Baltimore Ave., Suite 600 Kansas City KS 64108 dsalley@specchemllc.com	Phone: (816) 968-5600 Cell: Fax: www.specchemllc.com	PaveCure WW	approved 2 /18/2008
US Mix Company Andrew Beaty 112 South Santa Fe Drive Denver CO 80223 andrew.beaty@oldcastle.com	Phone: (303) 778-7227 Cell: (303) 489-1083 Fax: (303) 722-8426 www.usspec.com	US SPEC MaxCure Wax White	approved 7 /2 /2008

702.03.01d CURING COMPOUND (WHITE PIGMENTED, WAX BASE)

<i>Vendor Name / Address</i>	<i>Product Name</i>	<i>Remarks</i>
W.R. Meadows Chris Mader 300 Industrial Dr. Hampshire IL 60140 dot@wrmeadows.com	Phone: 1600 White Cell: Fax: www.wrmeadows.com	approved 5 /2 /2019

702.03.04 CURING COMPOUND (BRIDGE DECK)

<i>Vendor Name / Address</i>	<i>Product Name</i>	<i>Remarks</i>
Atlas Tech Products Ryan Quinn 680 West Lake Mead Parkway Henderson NV 89015 ryanquinn@atlasform.com	Phone: (702) 227-6800 Cell: (858) 277-2100 Fax: (702) 222-0488 www.atlasform.com	Atlas Pro-Cure AMS Bridge Decks ASTM C309, Type 2, Class B approved 9 /2 /2008
ChemMasters, Inc. John Kirk 300 Edwards St. Madison OH 44057 johnkirk@chemmasters.net	Phone: (800) 486-7866 Cell: (440) 428-2105 Fax: (440) 428-7091 www.chemmasters.net	Certi-Vex Envio Cure White 1315 approved 12/31/2019
SpecChem, LLC Dennis Salley 1511 Baltimore Ave., Suite 600 Kansas City MO 64108 dsalley@specchemllc.com	Phone: (816) 968-5600 Cell: Fax: www.specchemllc.com	Atlas Pro-Cure AMS approved 1 /22/2014
SpecChem, LLC Dennis Salley 1511 Baltimore Ave., Suite 600 Kansas City MO 64108 dsalley@specchemllc.com	Phone: (816) 968-5600 Cell: Fax: www.specchemllc.com	Pave Cure AMS approved 5 /7 /2013
US Mix Company Andrew Beaty 112 South Santa Fe Drive Denver CO 80223 andrew.beaty@oldcastle.com	Phone: (303) 778-7227 Cell: (303) 489-1083 Fax: (303) 722-8426 www.usspec.com	US SPEC AMS 3754 White Bridge Decks ASTM C309, Type 2, Class B approved 6 /17/2008

702.03.05 POZZOLANS

<i>Vendor Name / Address</i>	<i>Product Name</i>	<i>Remarks</i>
3M Gokul Venkitachalam 18750 Minnesota Road Corona CA 92881-4313 gvenkitachalam@mmm.com	Phone: (951) 520-4639 Cell: (405) 245-3645 Fax:	NP200C Class N approved 9 /17/2020

702.03.05 POZZOLANS**Vendor Name / Address****Product Name****Remarks**

Boral Resources, LLC Craig Wallace 1217 Cape Coral Pkwy E PMB 190 Cape Coral FL 33904 cwallace@boral.com	Phone: (239) 565-2338 Cell: Fax: (866) 449-8108 www.flyash.com	Carbon II Class F Fly Ash	Class F	approved 12/31/2019
Boral Resources, LLC Larry Bronson P.O. Box 50192 Henderson NV 89016 lbronson@boral.com	Phone: (702) 547-6941 Cell: (702) 498-4797 Fax: (702) 547-6941 www.boralflyash.com	Class F Fly Ash	Class F Fly Ash Sources: Plant: Delta Plant, UT Plant: Bridger Plant, WY	approved 2 /17/2010
Boral Resources, LLC Craig Wallace 1217 Cape Coral Pkwy E PMB 190 Cape Coral FL 33904 cwallace@boral.com	Phone: (239) 565-2338 Cell: Fax: (866) 449-8108 www.flyash.com	Coal Creek Class F Fly Ash	Class F	approved 4 /1 /2020
Boral Resources, LLC Craig Wallace 1217 Cape Coral Pkwy E PMB-190 Cape Coral FL 33904 cwallace@boral.com	Phone: (239) 565-2338 Cell: Fax: (866) 449-8108 www.flyash.com	Craig Class F Fly Ash	Class F	approved 4 /1 /2020
Geofortis Pozzolans, LLC Mike Donovan 320 Western Road, Suite #1 Reno NV 89506 mdonovan@geofortis.com	Phone: (925) 878-1459 Cell: Fax: www.Geofortis.com	Geo NP Faust UT	Class N	approved 9 /17/2020
Nevada Cement Company, LLC Scott Murphy 1290 West Main Street Fernley NV 89408 smurphy@nevadacement.com	Phone: (775) 575-2281 Cell: (775) 232-4508 Fax: (775) 575-4387 www.nevadacement.com	Pozzolan Class "N"	Class N	approved 4 /8 /2011
Salt River Materials Group - Phoenix Cement Co Jeff Hearne 8800 East Chaparral Road, Suite 155 Scottsdale AZ 85250-2606 jhearne@srmaterials.com	Phone: (480) 850-5757 Cell: (602) 321-6040 Fax: (480) 850-5758 www.srmaterials.com	Apache Class F Fly Ash		approved 4 /16/2020
Salt River Materials Group - Phoenix Cement Co Jeff Hearne 8800 East Chaparral Road, Suite 155 Scottsdale AZ 85250-2606 jhearne@srmaterials.com	Phone: (480) 850-5757 Cell: (602) 321-6040 Fax: (480) 850-5758 www.srmaterials.com	Bonanza Class F Fly Ash		approved 9 /25/2017

702.03.05 POZZOLANS

<i>Vendor Name / Address</i>	<i>Product Name</i>	<i>Remarks</i>
Salt River Materials Group - Phoenix Cement Co Jeff Hearne 8800 East Chaparral Road, Suite 155 Scottsdale AZ 85250-2606 jhearne@srmaterials.com	Phone: (480) 850-5757 Cell: (602) 321-6040 Fax: (480) 850-5758 www.srmaterials.com	Pozzolan Class F Plant: Cholla Plant, Joseph City, AZ Plant: Four Corners Plant, Fruitland, NM Plant: Gallup Plant, Gallup, NM Plant: San Juan Plant, Waterflow, NM approved 2 /4 /2011
Whitemud Resources Incorporated Thomas O'Neill Bow Valley Square 2 205 - 5 Avenue SW Suite 3900 Calgary, AB, T2P 2V7 Canada info@whitemudresources.com	Phone: (403) 441-8206 Cell: (403) 266-1985 Fax: (403) 263-5035 www.whitemudresources.com	Metakaolin Class N. Mobile# (403) 801-4125. approved 2 /4 /2011

707.03.04 JOINT SEALER (FOR WEAKENED PLANE JOINTS IN PCCP)

<i>Vendor Name / Address</i>	<i>Product Name</i>	<i>Remarks</i>
Crafco, Inc. Angie Hoaglin 6165 W. Detroit Street Chandler AZ 85226 angie.hoaglin@crafco.com	Phone: (602) 276-0406 Cell: (602) 418-9902 Fax: (480) 961-0513 www.crafco.com	Roadsaver Silicone SL approved 6 /20/2006
DS Brown Company Ryan Sypherd 300 East Cherry Street North Baltimore OH 45872 rsypherd@dsbrown.com	Phone: (800) 848-1730 Cell: (651) 262-6308 Fax: (419) 257-2200 www.dsbrown.com	DSB 900 SL Silicone SL = Self Leveling approved 4 /5 /2005
Pecora Corporation Glen Murphy 165 Wambold Road Harleysville PA 19438 murphyg@pecora.com	Phone: (214) 723-6051 Cell: (818) 519-7658 Fax: (215) 721-0286 www.pecora.com	Pecora 300 approved 9 /15/2001
Sika Corporation Jerhard Evangelista 201 Polito Avenue Lyndhurst NJ 07071 evangelista.jerhard@us.sika.com	Phone: (201) 508-6850 Cell: (551) 226-0528 Fax: usa.sika.com	Sikasil 728 SL approved 8 /5 /2005
The Dow Chemical Company Jason Sika 12081 West Alameda Parkway #421 Lakewood CO 80228 jason.sika@dow.com	Phone: (989) 496-3833 Cell: (303) 880-9614 Fax: (303) 484-6206 www.dow.com	DOWSIL 890-SL Silicone Sealant approved 3 /20/1997

707.03.04 JOINT SEALER (FOR WEAKENED PLANE JOINTS IN PCCP)

<i>Vendor Name / Address</i>	<i>Product Name</i>	<i>Remarks</i>
Tremco Incorporated Technical Services 3735 Green Road Beachwood OH 44122 tscs@tremcoinc.com	Phone: (866) 209-2404 Cell: (216) 292-5000 Fax: (216) 766-5535 www.tremcosealants.com	Spectrem 900 SL Formula 974831 w/ 333 Cartridges SL = Self Leveling approved 5/31/2002

714.03.01b COATING SYSTEMS FOR BRIDGES

<i>Vendor Name / Address</i>	<i>Product Name</i>	<i>Remarks</i>
Carboline Company Agatha McFarland 2150 Schuetz Road Maryland Heights MO 63146 amcfarland@carboline.com	Phone: (314) 644-1000 Cell: (770) 846-1318 Fax: (314) 587-2693 www.carboline.com	Use the System in Remarks Shop Coat: Carbozinc 11, Part A: Base Part B: Zinc Filler. 1st Field Coat: Carboguard 893 Cycloaliphatic Amine Epoxy-Part A: Resin Part B: Catalyst. Top Coat: Carbothane 134 HS Aliphatic Acrylic Polyurethane-Part A: Resin Part B: Urethane Converter 811 approved 12/30/1998
PPG Protective & Marine Coatings Tod Savage 6359 Rancho Mission Rd #2 San Diego CA 92108 nyemiller@msn.com	Phone: (714) 337-1953 Cell: (619) 633-8406 Fax: www.ppgpmc.com	Use the System in Remarks Shop Coat: Dimetecote 9 Inorganic Zinc, Part A: Base Part B: Zinc Dust 1st Field Coat: Amercoat® 385 Multi-Purpose Epoxy - Part A: Resin Part B: Cure Top Coat: Amercoat 450 H Aliphatic Polyurethane - Part A: Resin Part B: Cure approved 5/21/2008
Sherwin Williams Company Paul Trautman 101 Prospect Avenue NW Cleveland OH 44115 paul.trautmann@sherwin.com	Phone: (216) 566-1733 Cell: (210) 861-2286 Fax: (216) 830-7721 www.sherwin-williams.com	Use the System in Remarks Shop Coat: Zinc Clad II, Part E: B69V3 Part F: B69D11 1st Field Coat: Recoatable Epoxy Primer - Part G: B67R5 Part H: B67V5 Top Coat: Sherthane® 2K Urethane - Part A: B65- 150 Series Part B: B65V150 approved 12/30/1998

716.03.01a REFLECTIVE SHEETING (TYPE IV)

<i>Vendor Name / Address</i>	<i>Product Name</i>	<i>Remarks</i>
3M Transportation Safety Division Eric Dornak PO Box 231393 Las Vegas NV 89105 ejdornak@mmm.com	Phone: (800) 553-1380 Cell: (702) 743-0012 Fax: (651) 732-8435 www.3M.com/tcm	3910 FL DG Type IV for work zone drums and delineators approved 8/16/2000
3M Transportation Safety Division Eric Dornak PO Box 231393 Las Vegas NV 89105 ejdornak@mmm.com	Phone: (800) 553-1380 Cell: (702) 743-0012 Fax: (651) 732-8435 www.3M.com/tcm	3911 FL Y DG Type IV for work zone drums and delineators approved 8/16/2000
3M Transportation Safety Division Eric Dornak PO Box 231393 Las Vegas NV 89105 ejdornak@mmm.com	Phone: (800) 553-1380 Cell: (702) 743-0012 Fax: (651) 732-8435 www.3M.com/tcm	3914 FL DG Type IV for work zone drums and delineators approved 8/16/2000

716.03.01a REFLECTIVE SHEETING (TYPE IV)**Vendor Name / Address****Product Name****Remarks**

3M Transportation Safety Division	Phone: (800) 553-1380	3924S	Type IV	approved 12/1 /2004
Eric Dornak	Cell: (702) 743-0012		for Barricades ONLY and Permanent Traffic	
PO Box 231393	Fax: (651) 732-8435			
Las Vegas NV 89105				
ejdornak@mmm.com	www.3M.com/tcm			

3M Transportation Safety Division	Phone: (800) 553-1380	3930	Type IV	approved 12/1 /2004
Eric Dornak	Cell: (702) 743-0012		for Barricades ONLY and Permanent Traffic	
PO Box 231393	Fax: (651) 732-8435			
Las Vegas NV 89105				
ejdornak@mmm.com	www.3M.com/tcm			

Avery Dennison Corporation	Phone: (847) 627-3111	T6500 P HI	Type IV	approved 7 /10/2001
Nipa Joshi	Cell: (847) 588-7257		for temporary traffic control devices, delineators and permanent signs ONLY	
7542 North Natchez Avenue	Fax: (847) 588-7688			
Niles IL 60714				
nipa.joshi@averydennison.com	www.reflectives.averydennison.com			

Avery Dennison Corporation	Phone: (847) 627-3111	W6000 P	Type IV	approved 7 /10/2001
Nipa Joshi	Cell: (847) 588-7257		for temporary traffic control devices, delineators, and work zone barricade ONLY	
7542 North Natchez Avenue	Fax: (847) 588-7688			
Niles IL 60714				
nipa.joshi@averydennison.com	www.reflectives.averydennison.com			

Avery Dennison Corporation	Phone: (847) 627-3111	W7514 F	Type IV	approved 7 /10/2001
Nipa Joshi	Cell: (847) 588-7257		for temporary traffic control devices, delineators, and work zone signs ONLY	
7542 North Natchez Avenue	Fax: (847) 588-7688			
Niles IL 60714				
nipa.joshi@averydennison.com	www.reflectives.averydennison.com			

Avery Dennison Corporation	Phone: (847) 627-3111	WR-7100 White R	Type IV	approved 3 /31/2011
Nipa Joshi	Cell: (847) 588-7257		F= Fluorescent; R= Reboundable	
7542 North Natchez Avenue	Fax: (847) 588-7688			
Niles IL 60714				
nipa.joshi@averydennison.com	www.reflectives.averydennison.com			

Avery Dennison Corporation	Phone: (847) 627-3111	WR-7114 Orange FR	Type IV	approved 3 /31/2011
Nipa Joshi	Cell: (847) 588-7257		F= Fluorescent; R= Reboundable	
7542 North Natchez Avenue	Fax: (847) 588-7688			
Niles IL 60714				
nipa.joshi@averydennison.com	www.reflectives.averydennison.com			

Avery Dennison Reflective Solutions	Phone: (773) 255-3739	Avery Dennison WC-4100		approved 6 /11/2020
Nipa Joshi	Cell: (847) 588-7688	Cone Collar Sheeting		
7542 North Natchez Ave.	Fax:			
Niles IL 60714				
jnipa.joshi@averydennison.com	www.reflective.averydennison.com			

716.03.01a REFLECTIVE SHEETING (TYPE IV)

<i>Vendor Name / Address</i>	<i>Product Name</i>	<i>Remarks</i>
Nippon Carbide Industries (USA), Inc. Andy Kato 13856 Bettencourt St. Cerritos CA 90703 akato@nikkalite.com	Phone: (800) 821-4264 Cell: (562) 777-1810 Fax: (562) 777-1811 www.nikkalite.com	Nikkalite CRG 94000 approved 6 /11/2020
ORAFOL Americas, Inc. Chris Gaudette 120 Darling Drive Avon CT 06001 chris.gaudette@orafol.com	Phone: (860) 676-7181 Cell: Fax: (800) 895-0951 www.orafol.com	ORALITE 5900 High Intensity Prismatic All Colors Type IV approved 2 /5 /2013
ORAFOL Americas, Inc. Chris Gaudette 120 Darling Drive Avon CT 06001 chris.gaudette@orafol.com	Phone: (860) 676-7181 Cell: Fax: (800) 895-0951 www.orafol.com	ORALITE 5900 White and Yellow Intensity Prismatic Type IV approved 2 /5 /2013
ORAFOL Americas, Inc. Chris Gaudette 120 Darling Drive Avon CT 06001 chris.gaudette@orafol.com	Phone: (860) 676-7181 Cell: Fax: (860) 676-7199 www.orafolamericas.com	ORALITE 5934 Super Bright Reboundable Sheeting approved 9 /17/2020
ORAFOL Americas, Inc. Chris Gaudette 120 Darling Drive Avon CT 06001 chris.gaudette@orafol.com	Phone: (860) 676-7181 Cell: Fax: (800) 895-0951 www.orafol.com	ORALITE Resilience Channelizer Tape Type IV for use in construction work zones on drums, cones, tubes, posts, and vertical panels approved 4 /6 /2011

716.03.01b REFLECTIVE SHEETING (TYPE V)

<i>Vendor Name / Address</i>	<i>Product Name</i>	<i>Remarks</i>
ORAFOL Americas, Inc. Chris Gaudette 120 Darling Drive Avon CT 06001 chris.gaudette@orafol.com	Phone: (860) 676-7181 Cell: Fax: (800) 895-0951 www.orafol.com	ORALITE AP 1000 Type V For use in work zones on barrier and guardrail delineation and roadside delineation posts. approved 4 /8 /1999
ORAFOL Americas, Inc. Chris Gaudette 120 Darling Drive Avon CT 06001 chris.gaudette@orafol.com	Phone: (860) 676-7181 Cell: Fax: (800) 895-0951 www.orafol.com	ORALITE AR 1000 Type V For use in work zones on barrier and guardrail delineation and roadside delineation posts. approved 4 /8 /1999

716.03.01c REFLECTIVE SHEETING (TYPE VI)

<i>Vendor Name / Address</i>	<i>Product Name</i>	<i>Remarks</i>
------------------------------	---------------------	----------------

716.03.01c REFLECTIVE SHEETING (TYPE VI)**Vendor Name / Address****Product Name****Remarks**

3M Transportation Safety Division	Phone: (800) 553-1380	3340 Cone	Type VI	approved 8 /16/2000
Eric Dornak	Cell: (702) 743-0012		for traffic PVC cones ONLY	
PO Box 231393	Fax: (651) 732-8435			
Las Vegas NV 89105				
ejdornak@mmm.com	www.3M.com/tcm			

3M Transportation Safety Division	Phone: (800) 553-1380	RS-24* Roll-Up	Type VI	approved 8 /16/2000
Eric Dornak	Cell: (702) 743-0012		for Barricades ONLY and Permanent Traffic; *Roll-up Signs	
PO Box 231393	Fax: (651) 732-8435			
Las Vegas NV 89105				
ejdornak@mmm.com	www.3M.com/tcm			

Avery Dennison Reflective Solutions	Phone: (773) 255-3739	Avery Dennison OmniBrite WU-7000 Roll- Up Series		approved 6 /11/2020
Nipa Joshi	Cell:			
7542 North Natchez Ave.	Fax:			
Niles IL 60714				
nipa.joshi@averydennison.com	www.averydennison.com			

ORAFOL Americas, Inc.	Phone: (860) 676-7181	ORALITE 5934 Super Bright Reboundable Sheeting		approved 9 /17/2020
Chris Gaudette	Cell:			
120 Darling Drive	Fax: (860) 676-7199			
Avon CT 06001				
chris.gaudette@orafol.com	www.orafolamericas.com			

ORAFOL Americas, Inc.	Phone: (860) 676-7181	ORALITE Marathon Roll- Up	Type VI	approved 4 /8 /1999
Chris Gaudette	Cell:		for use in emergency traffic control construction work zones and utility work areas	
120 Darling Drive	Fax: (800) 895-0951			
Avon CT 06001				
chris.gaudette@orafol.com	www.orafol.com			

ORAFOL Americas, Inc.	Phone: (860) 676-7181	ORALITE Super Bright Roll- Up	Type VI	approved 4 /8 /1999
Chris Gaudette	Cell:		for use in emergency traffic control construction work zones and utility work areas	
120 Darling Drive	Fax: (800) 895-0951			
Avon CT 06001				
chris.gaudette@orafol.com	www.orafol.com			

ORAFOL Americas, Inc.	Phone: (860) 676-7181	Reflective Flag*	Type VI	approved 4 /6 /2011
Chris Gaudette	Cell:		*for flagger poles ONLY	
120 Darling Drive	Fax: (800) 895-0951			
Avon CT 06001				
chris.gaudette@orafol.com	www.orafol.com			

716.03.01d REFLECTIVE SHEETING (TYPE IX)**Vendor Name / Address****Product Name****Remarks**

3M Transportation Safety Division	Phone: (800) 553-1380	3990 VIP DG	Type IX	approved 9 /10/2010
Eric Dornak	Cell: (702) 743-0012		DG=Diamond Grade	
PO Box 231393	Fax: (651) 732-8435			
Las Vegas NV 89105				
ejdornak@mmm.com	www.3M.com/tcm			

716.03.01d REFLECTIVE SHEETING (TYPE IX)

<i>Vendor Name / Address</i>	<i>Product Name</i>	<i>Remarks</i>
Avery Dennison Corporation Nipa Joshi 7542 North Natchez Avenue Niles IL 60714 nipa.joshi@averydennison.com	Phone: (847) 627-3111 Cell: (847) 588-7257 Fax: (847) 588-7688 www.reflectives.averydennison.com	OV T9500 Type IX OV=OmniView approved 7 /10/2001
Avery Dennison Corporation Nipa Joshi 7542 North Natchez Avenue Niles IL 60714 nipa.joshi@averydennison.com	Phone: (847) 627-3111 Cell: (847) 588-7257 Fax: (847) 588-7688 www.reflectives.averydennison.com	OV T9511 Type IX OV=OmniView, Fluorescent Yellow approved 7 /10/2001
Avery Dennison Corporation Nipa Joshi 7542 North Natchez Avenue Niles IL 60714 nipa.joshi@averydennison.com	Phone: (847) 627-3111 Cell: (847) 588-7257 Fax: (847) 588-7688 www.reflectives.averydennison.com	OV T9513 Type IX OV=OmniView, Fluorescent Yellow Green approved 7 /10/2001
Avery Dennison Corporation Nipa Joshi 7542 North Natchez Avenue Niles IL 60714 nipa.joshi@averydennison.com	Phone: (847) 627-3111 Cell: (847) 588-7257 Fax: (847) 588-7688 www.reflectives.averydennison.com	OV T9514 Type IX OV=OmniView, Fluorescent Orange approved 7 /10/2001
ORAFOL Americas, Inc. Chris Gaudette 120 Darling Drive Avon CT 06001 chris.gaudette@orafol.com	Phone: (860) 676-7181 Cell: Fax: (800) 895-0951 www.orafol.com	ORALITE 5930 Fluorescent Orange Work Zone Rigid Type IX approved 2 /5 /2013

716.03.01e REFLECTIVE SHEETING (TYPE XI)

<i>Vendor Name / Address</i>	<i>Product Name</i>	<i>Remarks</i>
3M Transportation Safety Division Eric Dornak PO Box 231393 Las Vegas NV 89105 ejdornak@mmm.com	Phone: (800) 553-1380 Cell: (702) 743-0012 Fax: (651) 732-8435 www.3M.com/tcm	4000 DG3 Type XI B=Barricade; WZ=Work Zones approved 8 /16/2000
3M Transportation Safety Division Eric Dornak PO Box 231393 Las Vegas NV 89105 ejdornak@mmm.com	Phone: (800) 553-1380 Cell: (702) 743-0012 Fax: (651) 732-8435 www.3M.com/tcm	4080 DG3 WZ Type XI B=Barricade; WZ=Work Zones approved 8 /16/2000
3M Transportation Safety Division Eric Dornak PO Box 231393 Las Vegas NV 89105 ejdornak@mmm.com	Phone: (800) 553-1380 Cell: (702) 743-0012 Fax: (651) 732-8435 www.3M.com/tcm	444 DG3 B Type XI B=Barricade; WZ=Work Zones approved 8 /16/2000

716.03.01e REFLECTIVE SHEETING (TYPE XI)

<i>Vendor Name / Address</i>	<i>Product Name</i>	<i>Remarks</i>
Avery Dennison Corporation Nipa Joshi 7542 North Natchez Avenue Niles IL 60714 nipa.joshi@averydennison.com	Phone: (847) 627-3111 Cell: (847) 588-7257 Fax: (847) 588-7688 www.reflectives.averydennison.com	OC T11500 Type XI OC=OmniCube approved 7 /29/2010
Avery Dennison Corporation Nipa Joshi 7542 North Natchez Avenue Niles IL 60714 nipa.joshi@averydennison.com	Phone: (847) 627-3111 Cell: (847) 588-7257 Fax: (847) 588-7688 www.reflectives.averydennison.com	OC T11511 Type XI OC=OmniCube, Fluorescent Yellow approved 7 /29/2010
Avery Dennison Corporation Nipa Joshi 7542 North Natchez Avenue Niles IL 60714 nipa.joshi@averydennison.com	Phone: (847) 627-3111 Cell: (847) 588-7257 Fax: (847) 588-7688 www.reflectives.averydennison.com	OC T11513 Type XI OC=OmniCube, Fluorescent Yellow Green approved 7 /29/2010
Avery Dennison Corporation Nipa Joshi 7542 North Natchez Avenue Niles IL 60714 nipa.joshi@averydennison.com	Phone: (847) 627-3111 Cell: (847) 588-7257 Fax: (847) 588-7688 www.reflectives.averydennison.com	OC T11514 Type XI OC=OmniCube, Fluorescent Orange approved 7 /29/2010

728.03.02 EPOXY RESIN ADHESIVE FOR BONDING

<i>Vendor Name / Address</i>	<i>Product Name</i>	<i>Remarks</i>
Adhesives Technology Corporation Renee Thomas 450 East Copans Road Pompano Beach FL 33064-5509 rthomas@atcepoxy.com	Phone: (800) 892-1880 Cell: (954) 782-2221 Fax: (954) 782-2499 www.atcepoxy.com	CRACKBOND 2100 MV Type II; Grade 2; Class B and C approved 6 /11/2020
Adhesives Technology Corporation Renee Thomas 450 East Copans Road Pompano Beach FL 33064-5509 rthomas@atcepoxy.com	Phone: (800) 892-1880 Cell: (954) 782-2221 Fax: (954) 782-2499 www.atcepoxy.com	CRACKBOND LR-321LPL Type I, II, IV and V; Grade I; Class C approved 6 /11/2020
Adhesives Technology Corporation Renee Thomas 450 East Copans Road Pompano Beach FL 33064-5509 rthomas@atcepoxy.com	Phone: (754) 399-1684 Cell: (954) 782-2221 Fax: (800) 362-3320 www.atcepoxy.com	ULTRABOND 1 Type I, II, IV and V; Grade 3; Class A, B and C approved 11/21/2005
Adhesives Technology Corporation Renee Thomas 450 East Copans Road Pompano Beach FL 33064-5509 rthomas@atcepoxy.com	Phone: (800) 892-1880 Cell: (954) 782-2221 Fax: (954) 782-2499 www.atcepoxy.com	ULTRABOND 1300 Type I, II, IV and V; Grade 3; Class B and C approved 11/21/2005

728.03.02 EPOXY RESIN ADHESIVE FOR BONDING

<i>Vendor Name / Address</i>	<i>Product Name</i>	<i>Remarks</i>
Adhesives Technology Corporation Renee Thomas 450 East Copans Road Pompano Beach FL 33064-5509 rthomas@atcepoxy.com	Phone: (800) 892-1880 Cell: (954) 782-2221 Fax: (954) 782-2499 www.atcepoxy.com	ULTRABOND HS-1CC Type II, IV and V; Grade 3; Class A, B and C approved 3 /26/2018
Adhesives Technology Corporation Renee Thomas 450 East Copans Road Pompano Beach FL 33064-5509 rthomas@atcepoxy.com	Phone: (800) 892-1880 Cell: (954) 782-2221 Fax: (954) 782-2499 www.atcepoxy.com	ULTRABOND HS-200 Type I, II, IV and V; Grade 3; Class A, B and C approved 11/21/2005
Atlas Tech Products Ryan Quinn 680 West Lake Mead Parkway Henderson NV 89015 ryanquinn@atlasform.com	Phone: (702) 227-6800 Cell: (858) 277-2100 Fax: (702) 222-0488 www.atlasform.com	Atlas Epoxy Bonder Type I, II, IV and V; Grade 2; Class B and C approved 4 /29/2004
Atlas Tech Products Ryan Quinn 680 West Lake Mead Parkway Henderson NV 89015 ryanquinn@atlasform.com	Phone: (702) 227-6800 Cell: (858) 277-2100 Fax: (702) 222-0488 www.atlasform.com	LPL Epoxy Bonder Type I, II and V; Grade 2; Class B and C approved 4 /29/2004
Dayton Superior Corporation Holly Jergens 1125 Byers Road Miamisburg OH 45342 hollyjergens@daytonsuperior.com	Phone: (937) 866-0711 Cell: Fax: www.daytonsuperior.com	ProAnchor Elite Type I, II, IV and V; Grade 3; Class A and B approved 3 /11/2021
Dayton Superior Corporation Holly Jergens 1125 Byers Rd. Miamisburg OH 45342 hollyjergens@daytonsuperior.com	Phone: (937) 866-0711 Cell: Fax: www.daytonsuperior.com	Sure Anchor I J-51 Type I, II, IV and V; Grade 3; Class B and C approved 1 /14/2003
DEWALT Robert Antoinette 2 Powers Lane Brewster NY 10509 robert.antoinette@sbdinc.com	Phone: (800) 524-3244 Cell: Fax: (914) 576-6483 anchors.dewalt.com	DEWALT PE1000+ Type I, II, IV and V; Grade 3; Class B and C approved 12/1 /2016
DEWALT Robert Antoinette 2 Powers Lane Brewster NY 10509 robert.antoinette@sbdinc.com	Phone: (800) 524-3244 Cell: Fax: (914) 576-6483 anchors.dewalt.com	DEWALT Pure 110+ Type I, II, IV and V; Grade 3; Class B and C approved 12/1 /2016

728.03.02 EPOXY RESIN ADHESIVE FOR BONDING

<i>Vendor Name / Address</i>	<i>Product Name</i>	<i>Remarks</i>
DEWALT Robert Antoinette 2 Powers Lane Brewster NY 10509 robert.antoINETte@sbdinc.com	Phone: (800) 524-3244 Cell: Fax: (914) 576-6483 anchors.dewalt.com	DEWALT Pure50+ Type I, II, IV and V; Grade 3; Class B and C approved 12/1 /2016
E-Chem, LLC Jason Burgoon 4102 El Rey Road SE Albuquerque NM 87105 jason@e-chem.net	Phone: (505) 217-2121 Cell: (505) 300-9579 Fax: (505) 217-3721 www.e-chem.net	EP-GEL FAST Type I, II, IV and V; Grade 3; Class B and C approved 8 /30/2017
E-Chem, LLC Jason Burgoon 4102 El Rey Road SE Albuquerque NM 87105 jason@e-chem.net	Phone: (505) 217-2121 Cell: Fax: www.e-chem.net	EP-MV ASTM C881 Type I and II; Grade 2; Class B and C approved 7 /22/2019
Euclid Chemical Company Brian Lewis 19320 Redwood Road Cleveland OH 44110 lewisbr@euclidchemical.com	Phone: (800) 321-7628 Cell: (216) 692-8305 Fax: (216) 531-9399 www.euclidchemical.com	Dural 452 MV Type I, II, IV and V; Grade 2; Class C approved 11/29/2012
Hilti, Inc. Lisa Barkand 7250 Dallas Parkway, Suite 1000 Plano TX 75024 lisa.barkand@hilti.com	Phone: (877) 749-6337 Cell: Fax: www.hilti.com	HIT-RE 10 Type I, II, IV and V; Grade 3; Class A, B and C approved 9 /24/2018
Hilti, Inc. Peter Anderson 7250 Dallas Parkway, Suite 1000 Plano TX 75024 us-sales@hilti.com	Phone: (972) 403-5948 Cell: Fax: (800) 879-7000 www.us.hilti.com	HIT-RE 100 Type I, II, IV and V; Grade 3; Class A, B and C approved 12/17/2018
Hilti, Inc. Peter Anderson 7250 Dallas Parkway, Suite 1000 Plano TX 75024 peter.anderson@hilti.com	Phone: (972) 403-5948 Cell: Fax: www.us.hilti.com	HIT-RE 500v3 Type I, II, IV, and V; Grade 3; Class A, B, and C approved 9 /25/2017
ITW Commercial Construction North America Christopher Nelli 155 Harlem Ave. Glenview IL 60025 Adhesive-Anchors@itwccna.com	Phone: (224) 307-9287 Cell: Fax: www.itwredhead.com	Red Head C6+ Type I, II, IV and V; Grade 3; Class B and C. Alt. company email is Adhesive-Anchors@itwccna.com approved 9 /24/2018

728.03.02 EPOXY RESIN ADHESIVE FOR BONDING

<i>Vendor Name / Address</i>	<i>Product Name</i>	<i>Remarks</i>
ITW Commercial Construction North America Christopher Nelli 155 Harlem Ave. Glenview IL 60025 Adhesive-Anchors@itwccna.com	Phone: (224) 307-9287 Cell: Fax: www.itwredhead.com	Red Head G5+ Type I, II, IV and V; Grade 3; Class B and C. Alt. company email is Adhesive-Anchors@itwccna.com approved 9 /25/2017
MAPEI Corporation Bruce Haller 1144 East Newport Center Drive Deerfield Beach FL 33442 bhaller@mapei.com	Phone: (800) 425-2734 Cell: (954) 637-5121 Fax: (954) 246-8825 www.mapei.com	Planibond AE Type I, II, IV and V; Grade 3; Class B and C approved 8 /3 /2011
MasterSpec Materials, LLC Luisa Flores 806 Buchanan Blvd, Ste 115-294 Boulder City NV 89005 lflores@masterspecmaterials.com	Phone: (702) 997-8838 Cell: (702) 430-2407 Fax: www.masterspecmaterials.com	RiteBond Type I, II, IV and V; Grade 2; Class B and C approved 9 /24/2018
MiTek USA, Inc. Tom Curry 14305 Southcross Drive, Suite 200 Burnsville MN 55306 tcurry@mii.com	Phone: (952) 898-8630 Cell: Fax: (952) 898-8605 mittek-us.com	CIA-GEL 6000-GP Type I, II, IV and V; Grade 3; Class A, B and C approved 3 /25/2016
MiTek USA, Inc. Tom Curry 14305 Southcross Drive Suite 200 Burnsville MN 55306 tcurry@mii.com	Phone: (952) 898-8630 Cell: Fax: (952) 898-8605 mittek-us.com	CIA-GEL 7000 Adhesive Type I and IV; Grade 3; Class B, C and D approved 8 /9 /2000
MKT Fastening, LLC Louis Peyron 1 Gunnebo Drive Lonoke AR 72086 louis@mktfastening.com	Phone: (501) 676-2222 Cell: Fax: (501) 676-7266 www.mktfastening.com	Liquid Roc 500+ Type IV; Grade 3; Class B and C approved 9 /25/2017
Pecora Corporation Glen Murphy 165 Wambold Road Harleysville PA 19438 murphyg@pecora.com	Phone: (214) 723-6051 Cell: (818) 519-7658 Fax: (215) 721-0286 www.pecora.com	Dynapoxy Low Mod Epoxy Type III; Grade 2; Class B and C approved 6 /7 /2010
Sika Corporation Jerhard Evangelista 201 Polito Avenue Lyndhurst NJ 07071 evangelista.jerhard@us.sika.com	Phone: (201) 508-6850 Cell: (551) 226-0528 Fax: usa.sika.com	Sika AnchorFix 3001 ASTM C881 Type IV; Grade 3; Class C. Automatic proportioning, mixing, and dispensing equipment must be used. approved 7 /22/2019

728.03.02 EPOXY RESIN ADHESIVE FOR BONDING

<i>Vendor Name / Address</i>	<i>Product Name</i>	<i>Remarks</i>
Sika Corporation Jerhard Evangelista 201 Polito Avenue Lyndhurst NJ 07071 evangelista.jerhard@us.sika.com	Phone: (201) 508-6850 Cell: (551) 226-0528 Fax: usa.sika.com	Sikadur 35 Hi Mod Type I, II and IV; Grade 1; Class C approved 4 /10/2006
Simpson Strong Tie Wendy Allen 5151 South Airport Way Stockton CA 95206 wallen@strongtie.com	Phone: (800) 999-5099 Cell: (415) 559-9038 Fax: (209) 234-3868 www.stongtie.com/products/anchorsyste	ET-HP Epoxy Adhesive Type I, II, IV and V; Grade 3; Class B and C approved 1 /15/2009
SpecChem, LLC Michael LeMark 1511 Baltimore Ave. Kansas City MO 64108 mlemark@specchemllc.com	Phone: (816) 968-5600 Cell: (562) 489-9607 Fax: www.specchemllc.com	SpecPoxy 3000 Type I, II, IV and V; Grade 3; Class B and C approved 3 /27/2019
Unitex Chemicals / Dayton Superior Holly Jergens 1125 Byers Road Miamisburg OH 45342 hollyjergens@daytonsuperior.com	Phone: (937) 866-0711 Cell: Fax: www.daytonsuperior.com	J-51 Sure Anchor I Type I, II, IV and V; Grade 3; Class B and C approved 1 /14/2003
Unitex Chemicals / Dayton Superior Holly Jergens 1125 Byers Road Miamisburg OH 45342 hollyjergens@daytonsuperior.com	Phone: (937) 866-0711 Cell: Fax: www.daytonsuperior.com	Pro-Poxy 200 Type I and II; Grade 2; Class B and C approved 1 /14/2003
Unitex Chemicals / Dayton Superior Holly Jergens 1125 Byers Rd. Miamisburg OH 45342 hollyjergens@daytonsuperior.com	Phone: (937) 866-0711 Cell: Fax: www.daytonsuperior.com	Pro-Poxy 300 Type I, II, IV and V; Grade 3; Class B and C approved 1 /14/2003
Unitex Chemicals / Dayton Superior Holly Jergens 1125 Byers Rd. Miamisburg OH 45342 hollyjergens@daytonsuperior.com	Phone: (937) 866-0711 Cell: Fax: www.daytonsuperior.com	Pro-Poxy 300 FAST Type I, II, IV and V; Grade 3; Class B and C approved 1 /14/2003

729.03.03 PAINT MARKING MATERIAL - EPOXY

<i>Vendor Name / Address</i>	<i>Product Name</i>	<i>Remarks</i>
Colorado Paint Company/Swarco Marilou Bruce 2851 N. Walden Street Aurora CO 80011 marilou.bruce@swarco.com	Phone: (303) 388-9265 Cell: (303) 332-9216 Fax: (303) 388-0881 www.swarco.com/cpc	1180 White: 1180 Part A Yellow: 1186 Part A Hardener: 1185 Part B "Lead Free Yellow" contains organic yellow pigment. approved 3 /23/2000

729.03.03 PAINT MARKING MATERIAL - EPOXY

<i>Vendor Name / Address</i>	<i>Product Name</i>	<i>Remarks</i>
Ennis-Flint, Inc. QPL Administrator 4161 Piedmont Pkwy, Ste. 370 Greensboro NC 27410 qpladmin@ennisflint.com	Phone: (800) 331-8118 Cell: (336) 477-8363 Fax: (336) 475-7900 https://www.ennisflintamericas.com	HPS-3 White: HPS-3 Part A Yellow: HPS-3 Part A Black: HPS-3 Part A Hardener: HPS-3 Part B "Lead Free Yellow" contains organic yellow pigment. approved 7 /25/2002
Epoplex Cindi Westlund 1000 East Park Avenue Maple Shade NJ 08052 epoplex@epoplex.com	Phone: (800) 822-6920 Cell: (856) 667-8399 Fax: (856) 779-2963 www.epoplex.com	Epoplex LS50 White: LS50 Part A Yellow: LS50 Part A Hardener: LS50 Part B "Lead Free Yellow" contains organic yellow pigment. approved 2 /6 /2003
Epoplex Cindi Westlund 1000 East Park Avenue Maple Shade NJ 08052 epoplex@epoplex.com	Phone: (800) 822-6920 Cell: (856) 667-8399 Fax: (856) 779-2963 www.epoplex.com	Epoplex LS60 White: LS60 Part A Yellow: LS60 Part A Hardener: LS60 Part B "Lead Free Yellow" contains organic yellow pigment. approved 2 /6 /2003
Olin Poly-Carb Solmaz Pirouz 9456 Freeway Drive Macedonia OH 44056 spirouz@olin.com	Phone: (330) 748-6407 Cell: (979) 480-4607 Fax: https://olinpolycarb.com/	Mark 55.2 NV White: Mark 55.2 Part A Yellow: Mark 55.2 Part A Hardener: Mark 55.2 Part B "Lead Free Yellow" contains organic yellow pigment. approved 5 /11/2004
Olin Poly-Carb Solmaz Pirouz 9456 Freeway Drive Macedonia OH 44056 spirouz@olin.com	Phone: (330) 748-6407 Cell: (979) 480-4607 Fax: https://olinpolycarb.com/	Mark 55.3 NV White: Mark 55.3 Part A Yellow: Mark 55.3 Part A Hardener: Mark 55.3 Part B "Lead Free Yellow" contains organic yellow pigment. approved 5 /11/2004
Olin Poly-Carb Solmaz Pirouz 9456 Freeway Drive Macedonia OH 44056 spirouz@olin.com	Phone: (330) 748-6407 Cell: (979) 480-4607 Fax: https://olinpolycarb.com/	Mark 55.4 NV White: Mark 55.4 Part A Yellow: Mark 55.4 Part A Hardener: Mark 55.4 Part B "Lead Free Yellow" contains organic yellow pigment. approved 10/24/1997
Swarco/Colorado Paint Company Ling Tan 2851 N. Walden Street Aurora CO 80011 ling.tan@swarco.com	Phone: (303) 388-9265 Cell: (919) 208-3360 Fax: (303) 388-0881 www.swarco.com/cpc	MFUA-10 modified polyacrylate two-component 3180 White, 3186 Yellow, 3187 Black, 3185 catalyst approved 9 /17/2020

729.03.05 PAINT MARKING MATERIAL - POLYUREA

<i>Vendor Name / Address</i>	<i>Product Name</i>	<i>Remarks</i>
3M Transportation Safety Division Thanh-Huong Do 3M Center, 235-3W-052 St Paul MN 55144 ttdo@mmm.com	Phone: (651) 733-1110 Cell: (702) 743-0012 Fax: www.3m.com	3M All Weather Liquid Pavement Marking Series 5000 Reflective media applied by Double Drop w/Reflective Element Method. Usage is restricted to Clark Co w/elevation ≤ 4,000 feet. approved 3 /25/2016

729.03.05 PAINT MARKING MATERIAL - POLYUREA

<i>Vendor Name / Address</i>	<i>Product Name</i>	<i>Remarks</i>
Ennis-Flint, Inc. QPL Administrator 4161 Piedmont Pkwy, Ste. 370 Greensboro NC 27410 qpladmin@ennisflint.com	Phone: (800) 331-8118 Cell: (336) 477-8363 Fax: (336) 475-7900 https://www.ennisflintamericas.com/	HPS-5 White: Part A Yellow: Part A Cross Linker: Part B Double Drop w/Glass Spheres Method can be used statewide without restrictions. Double Drop w/Reflective Element Method is restricted to Clark County w/elevations ≤ 4,000 feet.
Epoplex Cindi Westlund 1000 East Park Avenue Maple Shade NJ 08052 epoplex@epoplex.com	Phone: (800) 822-6920 Cell: (856) 667-8399 Fax: (856) 779-2963 www.epoplex.com	Epoplex LS90 White: Part A Yellow: Part A Cross Linker: Part B Reflective media applied by Double Drop w/Reflective Element Method is restricted to Clark Co w/elevation ≤ 4,000 feet. Reflective media applied by Double Drop w/Glass Spheres statewide
Swarco Colorado Paint Company Ling Tan 2851 N. Walden Street Aurora CO 80011 ling.tan@swarco.com	Phone: (303) 388-9265 Cell: (919) 208-3360 Fax: (303) 388-0881 www.swarco.com/cpc	MFUA 12 6180 White: Part A 6185 Crosslinker: Part B 6186 Yellow: Part A 6187 Black: Part A Reflective media applied by Double Drop w/Reflective Element Method is restricted to Clark County w/elevation ≤ 4,000 feet. Double Drop applied w/Glass Sphere statewide

729.03.05a PAINT MARKING MATERIAL - RAPID DRY WATERBORNE (ACRYLIC EMULSION)

<i>Vendor Name / Address</i>	<i>Product Name</i>	<i>Remarks</i>
Arkema Incorporated no contact information provided OR required	Phone: Cell: Fax:	ENCOR DT 250 Type I approved 7 /19/2002
Arkema Incorporated no contact information provided OR required	Phone: Cell: Fax:	ENCOR DT 400 Type II approved 7 /19/2002
Dow Chemical/Rohm & Haas LLC no contact information available OR required	Phone: Cell: Fax:	Fastrack 3427 Type I; prev Rhoplex Fastrack 3427; Bulk #10081323; Substance #101051012 approved 5 /20/1999
Dow Chemical/Rohm & Haas LLC no contact information available OR required	Phone: Cell: Fax:	Fastrack HD-21A Type II; prev Rhoplex Fastrack HD21A; Bulk #10076070; Substance #101084604 approved 5 /20/1999

729.03.05b PAINT MARKING MATERIAL - RAPID DRY WATERBORNE PAINT (TYPE I, TEMPORARY STRIPING FORMULATION)

<i>Vendor Name / Address</i>	<i>Product Name</i>	<i>Remarks</i>
------------------------------	---------------------	----------------

729.03.05b PAINT MARKING MATERIAL - RAPID DRY WATERBORNE PAINT (TYPE I, TEMPORARY STRIPING FORMULATION)

<i>Vendor Name / Address</i>	<i>Product Name</i>	<i>Remarks</i>
Colorado Paint Company/Swarco Marilou Bruce 2851 N Walden Street Aurora CO 80011 marilou.bruce@swarco.com	Phone: (303) 388-9265 Cell: (303) 332-9216 Fax: (303) 388-0881 www.swarco.com/cpc	W: 1160-NV Waterborne Y: 1166-NV Waterborne Fastrack 3427 W = White; Y = Yellow approved 12/16/2011
Ennis-Flint, Inc. QPL Administrator 4161 Piedmont Pkwy, Ste. 370 Greensboro NC 27410 qpladmin@ennisflint.com	Phone: (800) 331-8118 Cell: (336) 477-8363 Fax: (336) 475-7900 https://www.ennisflintamericas.com/	W: Pervo Plastics 6000 Y: Pervo Plastics 6003 Fastrack 3427 W = White; Y = Yellow approved 7/30/2002
International Coatings Company, Inc. Amelia Nucup 13929 East 166th Street Cerritos CA 90703 anucup@iccink.com	Phone: (562) 926-1010 Cell: Fax: (562) 926-9486 www.iccink.com	W: Line-Pro 5630 Y: Line-Pro 5640 Fastrack HD-21A W = White; Y = Yellow approved 7/24/2013
Ozark Materials, LLC Derron Henderson 591 Glendale Ave. Greenville AL 36037 derron@ozarkmaterials.net	Phone: (334) 213-2995 Cell: Fax: (334) 371-2302 www.ozarkmaterials.net	Waterborne Standard Paint (white and yellow) Fastrack 3427 approved 3/27/2019
Vista Paint Corporation Steve Tetreault 2020 East Orangethorpe Ave. Fullerton CA 92831 stetreault@vistapaint.com	Phone: (702) 539-8973 Cell: (714) 680-3800 Fax: (702) 359-6320 www.vistapaint.com	On-Line Fast Dry 6900 Series: white/yellow/black Fastrack 3427 approved 7/22/2019

729.03.05c PAINT MARKING MATERIAL - RAPID DRY WATERBORNE (TYPE II, PERMANENT STRIPING FORMULATION)

<i>Vendor Name / Address</i>	<i>Product Name</i>	<i>Remarks</i>
Colorado Paint Company/Swarco Marilou Bruce 2851 N. Walden Street Aurora CO 80011 marilou.bruce@swarco.com	Phone: (303) 388-9265 Cell: (303) 332-9216 Fax: (303) 388-0881 www.swarco.com/cpc	W: 1110-NV Ultra High Y: 1116-NV Ultra High Fastrack HD-21A W = White; Y = Yellow approved 12/16/2011
Ennis-Flint, Inc. QPL Administrator 4161 Piedmont Pkwy, Ste. 370 Greensboro NC 27410 qpladmin@ennisflint.com	Phone: (800) 331-8118 Cell: (336) 477-8363 Fax: (336) 475-7900 https://www.ennisflintamericas.com/	W: 982831 NVW-HD-M-1 Y: 982832 NVY-HD-M-1 Fastrack HD-21A W = White; Y = Yellow approved 12/11/2002
Ennis-Flint, Inc. QPL Administrator 4161 Piedmont Pkwy, Ste. 370 Greensboro NC 27410 qpladmin@ennisflint.com	Phone: (800) 331-8118 Cell: (336) 477-8363 Fax: (336) 475-7900 https://www.ennisflintamericas.com/	W: 982851 Y: 982852 Fastrack HD-21A W = White; Y = Yellow Product previously known as W: Pervo Plastics 6050 & Y: Pervo Plastics 6053 approved 7/30/2002

729.03.05c PAINT MARKING MATERIAL - RAPID DRY WATERBORNE (TYPE II, PERMANENT STRIPING FORMULATION)

<i>Vendor Name / Address</i>	<i>Product Name</i>	<i>Remarks</i>
International Coatings Company, Inc. Amelia Nucup 13929 East 166th Street Cerritos CA 90703 anucup@iccink.com	Phone: (562) 926-1010 Cell: Fax: (562) 926-9486 www.iccink.com	Line-Pro 5610 White Line-Pro 5620 Yellow Fastrack HD-21A Company contact: (562) 926-1010 ext 343 approved 11/19/2013
Ozark Materials, LLC Derron Henderson 591 Glendale Ave. Greenville AL 36037 derron@ozarkmaterials.net	Phone: (334) 213-2995 Cell: Fax: (334) 371-2302 www.ozarkmaterials.net	Waterborne Durable Paint (white and yellow) Fastrack HD-21A approved 12/17/2018
Sherwin Williams Company Paul Trautman 101 Prospect Avenue NW Cleveland OH 44115 paul.trautmann@sherwin.com	Phone: (216) 566-1733 Cell: (210) 861-2286 Fax: (216) 830-7721 www.sherwin-williams.com	W: TM2398 Y: TM2399 Fastrack HD-21A W = White; Y = Yellow approved 7 /9 /2003
Svevia USA, Inc. Jason Martyn 14567 Rancho Vista Dr. Fontana CA 92335 jason@roadmaxproducts.com	Phone: (909) 559-4134 Cell: (909) 957-4204 Fax: https://www.roadmaxproducts.com/	Roadmax HI-BUILD Fastdry Series Fastrack HD-21A White = RMP-1100NV-1; Yellow = RMP-1100NV-2 approved 9 /17/2020

732.03.01 PAVEMENT MARKING TAPE (TYPE I)

<i>Vendor Name / Address</i>	<i>Product Name</i>	<i>Remarks</i>
3M Transportation Safety Division Eric Dornak PO Box 231393 Las Vegas NV 89105 ejdornak@mmm.com	Phone: (800) 553-1380 Cell: (702) 743-0012 Fax: (651) 732-8435 www.3M.com/tcm	Series 270 Type I white/yellow available approved 5 /6 /2011
Advance Traffic Markings Raeleen Lucas 100 Patch Rubber Road Weldon NC 27890 lucasco@ralucasco.com	Phone: (252) 536-2574 Cell: (714) 397-4428 Fax: (252) 536-4940 www.trafficmarkings.com	Series 300 Type I white/yellow available approved 4 /29/2008
Advance Traffic Markings Raeleen Lucas 100 Patch Rubber Road Weldon NC 27890 lucasco@ralucasco.com	Phone: (252) 536-2574 Cell: (714) 397-4428 Fax: (252) 536-4940 www.trafficmarkings.com	Series 400 Type I white/yellow available approved 4 /29/2008
Brite Line Technologies Shea Durkin 10660 E. 51st Ave. Denver CO 80239 sdurkin@brite-line.com	Phone: (303) 375-1293 Cell: (720) 217-1747 Fax: (303) 375-8557 www.brite-line.com	Series 100 Type I white/yellow available approved 10/10/2007

732.03.01 PAVEMENT MARKING TAPE (TYPE I)

<i>Vendor Name / Address</i>	<i>Product Name</i>	<i>Remarks</i>
Brite Line Technologies Shea Durkin 10660 E. 51st Ave. Denver CO 80239 sdurkin@brite-line.com	Phone: (303) 375-1293 Cell: (720) 217-1747 Fax: (303) 375-8557 www.brite-line.com	Series 200 Type I white/yellow available approved 10/10/2007
Brite Line Technologies Shea Durkin 10660 E. 51st Ave. Denver CO 80239 sdurkin@brite-line.com	Phone: (303) 375-1293 Cell: (720) 217-1747 Fax: (303) 375-8557 www.brite-line.com	Series Deltaline TWR Type I white/yellow available approved 10/10/2007
Swarco Industries, LLC Jonathan Knutson 270 Rutherford Lane / PO Box 89 Columbia TN 38401 jonathan.knutson@swarco.com	Phone: (503) 421-5227 Cell: (503) 421-5227 Fax: (503) 208-2785 www.swarco.com	Series Director 60 Type I white/yellow available approved 2 /17/2004

732.03.02 PAVEMENT MARKING TAPE (TYPE II)

<i>Vendor Name / Address</i>	<i>Product Name</i>	<i>Remarks</i>
Advance Traffic Markings Raeleen Lucas 100 Patch Rubber Road Weldon NC 27890 lucasco@ralucasco.com	Phone: (252) 536-2574 Cell: (714) 397-4428 Fax: (252) 536-4940 www.trafficmarkings.com	Series 300 Type II white/yellow available approved 5 /2 /2008
Advance Traffic Markings Raeleen Lucas 100 Patch Rubber Road Weldon NC 27890 lucasco@ralucasco.com	Phone: (252) 536-2574 Cell: (714) 397-4428 Fax: (252) 536-4940 www.trafficmarkings.com	Series 400 Type II white/yellow available approved 4 /29/2008
Brite Line Technologies Shea Durkin 10660 E. 51st Ave. Denver CO 80239 sdurkin@brite-line.com	Phone: (303) 375-1293 Cell: (720) 217-1747 Fax: (303) 375-8557 www.brite-line.com	Series 900 Type II white/yellow available approved 2 /2 /2010
Brite Line Technologies Shea Durkin 10660 E. 51st Ave. Denver CO 80239 sdurkin@brite-line.com	Phone: (303) 375-1293 Cell: (720) 217-1747 Fax: (303) 375-8557 www.brite-line.com	Series Deltaline XRP Type II white/yellow available approved 2 /2 /2010

732.03.03 PAVEMENT MARKING TAPE (TYPE IV)

<i>Vendor Name / Address</i>	<i>Product Name</i>	<i>Remarks</i>
------------------------------	---------------------	----------------

732.03.03 PAVEMENT MARKING TAPE (TYPE IV)

<i>Vendor Name / Address</i>	<i>Product Name</i>	<i>Remarks</i>
3M Transportation Safety Division Eric Dornak PO Box 231393 Las Vegas NV 89105 ejdornak@mmm.com	Phone: (800) 553-1380 Cell: (702) 743-0012 Fax: (651) 732-8435 www.3M.com/tcm	Series 270 Type IV IES is a standard high performance optic WR ES is a standard high performance, wet reflective optics approved 5 /6 /2011
3M Transportation Safety Division Eric Dornak PO Box 231393 Las Vegas NV 89105 ejdornak@mmm.com	Phone: (800) 553-1380 Cell: (702) 743-0012 Fax: (651) 732-8435 www.3M.com/tcm	Series 380AW and Series 380IES Type IV IES is a standard high performance optic WR ES is a standard high performance, wet reflective optics approved 5 /6 /2011
Advance Traffic Markings Raeleen Lucas 100 Patch Rubber Road Weldon NC 27890 lucasco@ralucasco.com	Phone: (252) 536-2574 Cell: (714) 397-4428 Fax: (252) 536-4940 www.trafficmarkings.com	Series 300 Type IV white/yellow available approved 10/19/2012
Advance Traffic Markings Raeleen Lucas 100 Patch Rubber Road Weldon NC 27890 lucasco@ralucasco.com	Phone: (252) 536-2574 Cell: (714) 397-4428 Fax: (252) 536-4940 www.trafficmarkings.com	Series 400 Type IV approved 4 /29/2008
Brite Line Technologies Shea Durkin 10660 E. 51st Ave. Denver CO 80239 sdurkin@brite-line.com	Phone: (303) 375-1293 Cell: (720) 217-1747 Fax: (303) 375-8557 www.brite-line.com	Series Deltaline XRP Type IV approved 2 /2 /2010

732.03.04a PAVEMENT MARKINGS (HOT APPLIED THERMOPLASTIC)

<i>Vendor Name / Address</i>	<i>Product Name</i>	<i>Remarks</i>
Crown Technology, LLC Jean Elliott 35 Industrial Park Drive Woodbury GA 30293 jelliott@crownthermo.com	Phone: (706) 553-9500 Cell: (800) 457-6267 Fax: (866) 553-9501 www.crownthermo.com	Ecotherm Yellow Alkyd Yellow Lead free approved 10/23/2013
Crown Technology, LLC Jean Elliott 35 Industrial Park Drive Woodbury GA 30293 jelliott@crownthermo.com	Phone: (800) 457-6267 Cell: (706) 553-9500 Fax: (706) 553-9501 www.crownthermo.com	Tuffline Alkyd White approved 10/14/2004
Ennis-Flint, Inc. QPL Administrator 4161 Piedmont Pkwy, Ste. 370 Greensboro NC 27410 qpladmin@ennisflint.com	Phone: (800) 331-8118 Cell: (336) 477-8363 Fax: (336) 475-7900 https://www.ennisflintamericas.com/	W: 885555 Alkyd Thermoplastic Y: 884685 Alkyd Lead free W = White; Y = Yellow approved 9 /30/2009

732.03.04a PAVEMENT MARKINGS (HOT APPLIED THERMOPLASTIC)

<i>Vendor Name / Address</i>	<i>Product Name</i>	<i>Remarks</i>
Ozark Materials, LLC Derron Henderson 591 Glendale Ave. Greenville AL 36037 derron@ozarkmaterials.net	Phone: (334) 213-2995 Cell: Fax: (334) 371-2302 www.ozarkmaterials.net	Accel Thermoplastic White and yellow. approved 3 /27/2019

Ozark Materials, LLC Derron Henderson 591 Glendale Ave. Greenville AL 36037 derron@ozarkmaterials.net	Phone: (334) 213-2995 Cell: Fax: (334) 371-2302 www.ozarkmaterials.net	Thermoplastic White and yellow. approved 3 /27/2019
---	---	---

732.03.04b PAVEMENT MARKINGS (PREFORMED THERMOPLASTIC)

<i>Vendor Name / Address</i>	<i>Product Name</i>	<i>Remarks</i>
Crown Technology, LLC Jean Elliott 35 Industrial Park Drive Woodbury GA 30293 jelliott@crownthermo.com	Phone: (800) 457-6267 Cell: (706) 553-9500 Fax: (706) 553-9501 www.crownthermo.com	Tuff-Mark Select 125-mil thickness. approved 7 /22/2019

Ennis-Flint, Inc. QPL Administrator 4161 Piedmont Pkwy, Ste. 370 Greensboro NC 27410 qpladmin@ennisflint.com	Phone: (800) 331-8118 Cell: (336) 477-8363 Fax: (336) 475-7900 https://www.ennisflintamericas.com/	HotTape Select 125-mil thickness. approved 5 /3 /2001
--	---	---

Ennis-Flint, Inc. QPL Administrator 4161 Piedmont Pkwy, Ste. 370 Greensboro NC 27410 qpladmin@ennisflint.com	Phone: (800) 331-8118 Cell: (336) 477-8363 Fax: (336) 475-7900 https://www.ennisflintamericas.com/	PreMark Select 125-mil thickness. Product name shortened to PreMark. approved 5 /3 /2001
--	---	--

Ennis-Flint, Inc. QPL Administrator 4161 Piedmont Pkwy, Ste. 370 Greensboro NC 27410 qpladmin@ennisflint.com	Phone: (336) 477-8363 Cell: (800) 311-8118 Fax: (336) 475-7900 http://www.ennisflintamericas.com	PreMarkXF Select 125-mil thickness. approved 9 /17/2019
--	---	---

Geveko Markings, Inc. Laura Clark 1883 New Harvest Road Gainesville GA 30507 lclark@gevekomarkings.com	Phone: (770) 847-9410 Cell: Fax: (470) 226-3394 www.geveko-markings.us	OPTAMARK Select 125-mil thickness. approved 12/20/2017
--	---	--

Ozark Materials, LLC Derron Henderson 591 Glendale Ave. Greenville AL 36037 derron@ozarkmaterials.net	Phone: (334) 213-2995 Cell: Fax: (334) 371-2302 www.ozarkmaterials.net	Preformed Thermoplastic select 125-mil thickness. approved 12/17/2018
---	---	---

732.03.04b PAVEMENT MARKINGS (PREFORMED THERMOPLASTIC)

<i>Vendor Name / Address</i>	<i>Product Name</i>	<i>Remarks</i>
Swarco Industries, LLC Jonathan Knutson 270 Rutherford Ln / PO Box 89 Columbia TN 38401 jonathan.knutson@swarco.com	Phone: (503) 421-5227 Cell: (503) 421-5227 Fax: (503) 208-2785 www.swarco.com/americas	Preformed Thermoplastic Select 125-mil thickness. approved 7/2/2018

QPL NOTES
March 11, 2021

If specified in a contract's Special Provisions under the "Notice to Contractors", contractors are required to use that Qualified Products List (QPL). This dated QPL is distributed to the contractors along with contract documentation.

The QPL is maintained by the NDOT Research Section. Products will remain on the QPL as long as their performance is satisfactory and the product vendor/manufacture complies with NDOT requirements. Poor performance in the field will result in suspension and/or removal at any time from the QPL, as per established NDOT product evaluation procedures. The NDOT Product Evaluation Coordinator must be notified of any modification of material, composition or configuration of a product or change in manufacturer's name and address in a timely manner (defined as within 30 days). Failure to disclose this information may result in suspension of approval and/or removal from the QPL.

The evaluation of a product listed on the QPL does not constitute an endorsement by the Department nor does it imply a commitment to purchase, recommend, or specify the product in the future.

If you have any questions regarding QPL and/or product evaluation process, contact Sabra Gilbert -Young, Product Evaluation Coordinator, via e-mail at sgilbert-young@dot.nv.gov or by telephone at (775) 888-7894.

NDOT BIDDER SUBCONTRACTOR AND SUPPLIER INFORMATION

ENTERPRISE SUBCONTRACTORS AND SUPPLIERS

DBEs and SBEs must be certified by the Nevada Unified Certification Program. DBE and SBE participation is calculated at 100% of each subcontractor's bid amount and 60% of each supplier's bid amount. Total DBE and SBE participation is subject to NDOT verification.

Contract No.: 3874

Location: FRWA23

Project No(s): SPI-080-1(086)

Bid Amount: \$272,007.00

Contractor: Sierra Nevada Construction, Inc.

Address: PO Box 50760
Sparks, NV 89435

Enterprise Goal Type: SBE

Enterprise Goal: 5.00 %

Phone: (775) 355-0420

	<u>Subcontractor or Supplier</u>	<u>Supplier</u>	<u>Bid Amount</u>	<u>Non-Enterprise Bid Amount</u>	<u>Participation</u>
1	K & B TRANSPORTATION LLC 615 SPICE ISLAND DRIVE SPARKS, NV 89431 (775) 331-5152 Enterprise Type: DBE/SBE Description: TRUCKING Item No(s).: 4080450(Partial)	No	\$6,500.00	\$0.00	\$6,500.00
2	NORTON CONSULTING LLC DBA SILVER STATE BARRICADE 1997 GLENDALE AVE SPARKS, NV 89431 (775) 331-0907 Enterprise Type: DBE/SBE Description: TRAFFIC CONTROL (PARTIAL) Item No(s).: 6250490(Partial)	No	\$7,200.00	\$0.00	\$7,200.00
Total Participation Goal:			\$13,600.35	Total Participation:	\$13,700.00

NDOT BIDDER SUBCONTRACTOR AND SUPPLIER INFORMATION

SUBCONTRACTORS EXCEEDING FIVE (5) PERCENT OF THE BID AMOUNT

None Listed

SUBCONTRACTORS EXCEEDING ONE (1) PERCENT OF THE BID AMOUNT

Subcontractors exceeding 1 percent or \$50,000 (whichever is greater)

None Listed

OTHER SUBCONTRACTORS AND SUPPLIERS USED

Subcontractors and suppliers not otherwise listed in the Enterprise, or Exceeding 5%, or 1% Reports

Company Name: Marathon Petroleum	Exceeds \$250,000: No
NV License No.: N/A	Supplier: Yes
NV License Limit: N/A	
Description: SUPPLY EMULSION	
Item No(s).: 4080318(Partial)	

Company Name: Western Nevada Materials	Exceeds \$250,000: No
NV License No.: N/A	Supplier: Yes
NV License Limit: N/A	
Description: SUPPLY SLURRY SAND	
Item No(s).: 4080450(Partial)	

OTHER SUBCONTRACTORS AND SUPPLIERS NOT USED

Company Name: ALBINA ASPHALT	Supplier: Yes
Phone Number: (360) 816-8546	Enterprise Type:

Bid Tabulation
Nevada Department of Transportation

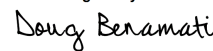
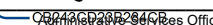
Contract No.: 3874
Project No(s): SPI-080-1(086)

Contract Description:
 Slurry Seal

Contract Location:
 FRWA23

Awarded To: Sierra Nevada Construction, Inc.
 PO Box 50760
 Sparks, NV 89435

Bids Opened: April 22, 2021, 1:30 PM

DocuSigned by:

Certified by:  Administrative Services Officer

Amount: \$272,007.00

Date: May 14, 2021

Item No.	Quantity	Unit	Description	Engineer's Estimate		Sierra Nevada Construction, Inc. PO Box 50760 Sparks, NV 89435		Intermountain Slurry Seal, Inc. PO Box 50085 Watsonville, CA 95077		VSS International, Inc. PO Box 981330 West Sacramento, CA 95798			
				Unit Price	Amount	Unit Price	Amount	Unit Price	Amount	Unit Price	Amount	Unit Price	Amount
2021295	60.300	SQYD	REMOVE PAVEMENT MARKINGS	\$25.00	\$1,507.50	\$22.00	\$1,326.60	\$20.00	\$1,206.00	\$70.00	\$4,221.00		
4070240	5.000	TON	SAND BLOTTER	\$40.00	\$200.00	\$1.00	\$5.00	\$1.00	\$5.00	\$120.12	\$600.60		
4080318	130.000	TON	EMULSIFIED ASPHALT, TYPE PMCQS-1NV	\$600.00	\$78,000.00	\$500.00	\$65,000.00	\$690.00	\$89,700.00	\$400.00	\$52,000.00		
4080450	1,082.000	TON	SLURRY SAND	\$100.00	\$108,200.00	\$85.00	\$91,970.00	\$115.00	\$124,430.00	\$180.00	\$194,760.00		
6240130	1.000	FA	UNIFORMED TRAFFIC CONTROL OFFICER	\$14,000.00	\$14,000.00	\$14,000.00	\$14,000.00	\$14,000.00	\$14,000.00	\$14,000.00	\$14,000.00		
6240140	20.000	DAY	TRAFFIC CONTROL SUPERVISOR	\$800.00	\$16,000.00	\$500.00	\$10,000.00	\$400.00	\$8,000.00	\$1,050.00	\$21,000.00		
6250490	1.000	LS	RENT TRAFFIC CONTROL DEVICES	\$35,000.00	\$35,000.00	\$32,056.40	\$32,056.40	\$27,580.00	\$27,580.00	\$35,430.50	\$35,430.50		
6280120	1.000	LS	MOBILIZATION	\$17,148.15	\$17,148.15	\$27,000.00	\$27,000.00	\$10,000.00	\$10,000.00	\$20,000.00	\$20,000.00		
6320580	22.040	MILE	WATERBORNE PAVEMENT STRIPING (TYPE II) (SOLID WHITE)	\$650.00	\$14,326.00	\$550.00	\$12,122.00	\$570.00	\$12,562.80	\$598.50	\$13,190.94		
6320650	4.280	MILE	WATERBORNE PAVEMENT STRIPING (TYPE II) (BROKEN YELLOW)	\$300.00	\$1,284.00	\$250.00	\$1,070.00	\$210.00	\$898.80	\$220.50	\$943.74		
6320750	1.360	MILE	WATERBORNE PAVEMENT STRIPING (TYPE II) (BROKEN YELLOW W/SOLID YELLOW)	\$1,000.00	\$1,360.00	\$950.00	\$1,292.00	\$740.00	\$1,006.40	\$777.00	\$1,056.72		
6320780	5.400	MILE	WATERBORNE PAVEMENT STRIPING (TYPE II) (DOUBLE SOLID YELLOW)	\$1,200.00	\$6,480.00	\$1,300.00	\$7,020.00	\$1,100.00	\$5,940.00	\$1,155.00	\$6,237.00		
6341030	100.000	LINFT	THERMOPLASTIC PAVEMENT MARKING (24-INCH SOLID WHITE)	\$15.00	\$1,500.00	\$15.00	\$1,500.00	\$5.50	\$550.00	\$5.78	\$578.00		
6341060	343.000	SQFT	THERMOPLASTIC PAVEMENT MARKING (VARIES)	\$15.00	\$5,145.00	\$15.00	\$5,145.00	\$10.00	\$3,430.00	\$10.50	\$3,601.50		
6370110	1.000	LS	TEMPORARY POLLUTION CONTROL	\$2,800.00	\$2,800.00	\$2,500.00	\$2,500.00	\$10,000.00	\$10,000.00	\$12,500.00	\$12,500.00		
Totals:					\$302,950.65		\$272,007.00		\$309,309.00		\$380,120.00		

UNION PACIFIC RAILROAD

1400 Douglas Street Omaha, Nebraska 68179

Mail Stop 1690

Daniel Peters

Dcpeters02@up.com

402-544-8549

MAINTENANCE CONSENT LETTER

12/5/2019

Folder No.: 3184-52

MICHAEL CARRUBBA
NDOT
1263 S. STEWART ST.
CARSON CITY, NV 89712

Dear Michael Carrubba:

RE: Work to consist of asphalt slurry seal and simple maintenance of the at-grade road crossing DOT 833571V at Mile Post 1.145 on the Learenos Ind Rd in Reno, Washoe County, NV.

It is NDOT's intention to perform asphalt slurry seal and conduct simple maintenance, to the at-grade road crossing DOT 833571V at Mile Post 1.145 on the Learenos Ind Rd in Reno, Washoe County, NV. This letter serves as an acceptance by the Railroad Company of the proposed work to be performed at the crossing. Attached hereto is a Railroad Location Print marked **Exhibit A**, which respectively illustrates the general location and the specifications of the proposed work at the public road crossing.

If a contractor is to do any of the work performed on or about the Railroad Company's trackage (including substantial maintenance and repair work), then the Public Entity shall require its contractor to execute the Railroad Company's form Contractor's Right of Entry Agreement. Public Entity acknowledges receipt of a copy of Contractor's Right of Entry Agreement and understanding its term, provisions and requirements, and will inform its contractor of the need to execute the Agreement. Under no circumstances will Public Entity's contractor be allowed on or about the Railroad Company's trackage without first executing the Contractor's Right of Entry Agreement.

In order to protect the property as well as for safety reasons, it is imperative that the Public Entity notify the Railroad Company's Representative(s) at least 48-hours in advance prior to the installation of the subject crossing. The following information is furnished with regard to the local contact for the Railroad Company:



Telecommunications ("Call Before You Dig"): 1-800-336-9193

Paul Bartley

402-333-5792

Regards,



Daniel Peters

Public Projects - Real Estate

Union Pacific Railroad Company

1400 Douglas Street STOP 1690

Omaha, NE 68179-1690

402-544-8549

Dcpeters02@up.com

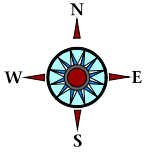


EXHIBIT “A”

RAILROAD LOCATION PRINT MAINTENANCE CONSENT/CONTRACTOR’S RIGHT OF ENTRY AGREEMENT



DOT No. 833571V
M.P. 1.145 Learen Ind Ld

UNION PACIFIC RAILROAD COMPANY

Learen Ind Ld
RAILROAD MILE POST 1.145
Reno, Washoe COUNTY, NV

To accompany an agreement with NDOT
AND ITS CONTRACTOR

Folder No. 3184-52 Date: 12/5/2019

WARNING

IN ALL OCCASIONS, U.P. COMMUNICATIONS DEPARTMENT MUST BE CONTACTED IN ADVANCE OF ANY WORK
TO DETERMINE EXISTENCE AND LOCATION OF FIBER OPTIC CABLE.

PHONE: 1-(800) 336-9193

Folder No.: 3184-52
UPRR Audit No.:

CONTRACTOR'S RIGHT OF ENTRY AGREEMENT

THIS AGREEMENT is made and entered into as of the ____ day of _____, 20____, by and between **UNION PACIFIC RAILROAD COMPANY**, a Delaware corporation ("Railroad"); and

(Name of Contractor)

a _____ corporation ("Contractor").

RECITALS:

Contractor has been hired by NDOT for asphalt slurry seal simple maintenance of the at-grade public road crossing DOT 833571V at Mile Post 1.145 on the Leareno Ind Ld in Reno, Washoe County, NV, in the general location shown on the Railroad Location Print marked **Exhibit A**, attached hereto and hereby made a part hereof, which work is the subject of a Consent Letter dated 12/5/2019, between the Railroad and the NDOT.

The Railroad is willing to permit the Contractor to perform the work described above at the location described above subject to the terms and conditions contained in this Agreement

AGREEMENT:

NOW, THEREFORE, it is mutually agreed by and between Railroad and Contractor, as follows:

ARTICLE 1 - DEFINITION OF CONTRACTOR.

For purposes of this agreement, all references in this agreement to Contractor shall include Contractor's contractors, subcontractors, officers, agents and employees, and others acting under its or their authority. For purposes of clarity, Contractor agrees that any CIC (defined below) hired by Contractor is a subcontractor of Contractor and therefore included in the defined term Contractor pursuant to the foregoing sentence.

ARTICLE 2 - RIGHT GRANTED; PURPOSE.

Railroad hereby grants to Contractor the right, during the term hereinafter stated and upon and subject to each and all of the terms, provisions and conditions herein contained, to enter upon and have ingress to and egress from the property described in the Recitals for the purpose of performing the work described in the Recitals above. The right herein granted to Contractor is limited to those portions of Railroad's property specifically described herein, or as designated by the Railroad Representative named in Article 4.

ARTICLE 3 - TERMS AND CONDITIONS CONTAINED IN EXHIBITS B & C.

The terms and conditions contained in **Exhibit B** and **Exhibit C**, attached hereto, are hereby made a part of this agreement.

ARTICLE 4 - ALL EXPENSES TO BE BORNE BY CONTRACTOR; RAILROAD REPRESENTATIVE.

A. Contractor shall bear any and all costs and expenses associated with any work performed by Contractor (including without limitation any CIC), or any costs or expenses incurred by Railroad relating to this agreement.

B. Contractor shall coordinate all of its work with the following Railroad representative or his or her duly authorized representative (the "Railroad Representative"):

Cameron Y. Pulsifer
MGR I TRACK MNTCE
1 SOUTH PYRAMID WAY
SPARKS, NV 89431
916/207-9500

C. Contractor, at its own expense, shall adequately police and supervise all work to be performed by Contractor and shall ensure that such work is performed in a safe manner as set forth in Section 7 of **Exhibit B**. The responsibility of Contractor for safe conduct and adequate policing and supervision of Contractor's work shall not be lessened or otherwise affected by Railroad's approval of plans and specifications involving the work, or by Railroad's collaboration in performance of any work, or by the presence at the work site of a Railroad Representative, or by compliance by Contractor with any requests or recommendations made by Railroad Representative.

ARTICLE 5 - SCHEDULE OF WORK ON A MONTHLY BASIS.

The Contractor, at its expense, shall provide on a monthly basis a detailed schedule of work to the Railroad Representative named in Article 4B above. The reports shall start at the execution of this Agreement and continue until this Agreement is terminated as provided in this Agreement or until the Contractor has completed all work on Railroad's property.

ARTICLE 6 - TERM; TERMINATION.

- A. The grant of right herein made to Contractor shall commence on the date of this Agreement, and continue until _____, unless sooner terminated as herein
(Expiration Date)
provided, or at such time as Contractor has completed its work on Railroad's property, whichever is earlier. Contractor agrees to notify the Railroad Representative in writing when it has completed its work on Railroad's property.
- B. This Agreement may be terminated by either party on ten (10) days written notice to the other party.

ARTICLE 7 - CERTIFICATE OF INSURANCE.

A. Before commencing any work and throughout the entire term of this Agreement, Contractor, at its expense, shall procure and maintain in full force and effect the types and minimum

limits of insurance specified in **Exhibit C** of this agreement and require each of its subcontractors to include the insurance endorsements as required under Section 12 of **Exhibit B** of this agreement.

B. Not more frequently than once every two (2) years, Railroad may reasonably modify the required insurance coverage to reflect then-current risk management practices in the railroad industry and underwriting practices in the insurance industry.

C. Upon request of Railroad, Contractor shall provide to Railroad a certificate issued by its insurance carrier evidencing the insurance coverage required under **Exhibit B**.

D. Contractor understands and accepts that the terms of this Article are wholly separate from and independent of the terms of any indemnity provisions contained in this Agreement.

E. Upon request of Railroad, insurance correspondence, binders, policies, certificates and endorsements shall be sent to:

Union Pacific Railroad Company
1400 Douglas St, Stop 1690
Omaha, NE 68179
Attn: Manager
Folder No. 3184-52

ARTICLE 8 - PRECONSTRUCTION MEETING.

If the work to be performed by the Contractor will involve the Railroad providing any flagging protection (or if a CIC is approved to provide flagging protection pursuant to the terms set forth herein) and/or there is separate work to be performed by the Railroad, the Contractor confirms that no work shall commence until the Railroad and Contractor participate in a preconstruction meeting involving flagging procedures and coordination of work activities of the Contractor and the Railroad (and any CIC, as applicable.)

ARTICLE 9 - DISMISSAL OF CONTRACTOR'S EMPLOYEE.

At the request of Railroad, Contractor shall remove from Railroad's property any employee of Contractor who fails to conform to the instructions of the Railroad Representative in connection with the work on Railroad's property, and any right of Contractor shall be suspended until such removal has occurred. Contractor shall indemnify Railroad against any claims arising from the removal of any such employee from Railroad's property.

ARTICLE 10 - CROSSINGS; COMPLIANCE WITH MUTCD AND FRA GUIDELINES.

No additional vehicular crossings (including temporary haul roads) or pedestrian crossings over Railroad's trackage shall be installed or used by Contractor without the prior written permission of Railroad.

Any permanent or temporary changes, including temporary traffic control, to crossings must conform to the Manual of Uniform Traffic Control Devices (MUTCD) and any applicable Federal Railroad Administration rules, regulations and guidelines, and must be reviewed by the Railroad prior to any changes being implemented. In the event the Railroad is found to be out of compliance with federal

safety regulations due to the Contractor's modifications, negligence, or any other reason arising from the Contractor's presence on the Railroad's property, the Contractor agrees to assume liability for any civil penalties imposed upon the Railroad for such noncompliance.

ARTICLE 11 - EXPLOSIVES.

Explosives or other highly flammable substances shall not be stored or used on Railroad's property without the prior written approval of Railroad.

IN WITNESS WHEREOF, the parties hereto have duly executed this agreement in duplicate as of the date first herein written.

UNION PACIFIC RAILROAD COMPANY
(Federal Tax ID #94-6001323)

By: _____
Daniel Peters
Real Estate – Public Projects

(Name of Contractor)

By _____

Printed Name: _____

Title: _____

EXHIBIT B

TO CONTRACTOR'S RIGHT OF ENTRY AGREEMENT

GENERAL TERMS & CONDITIONS

Section 1. NOTICE OF COMMENCEMENT OF WORK - RAILROAD FLAGGING - PRIVATE FLAGGING.

A. Contractor agrees to notify the Railroad Representative at least ten (10) working days in advance of Contractor commencing its work and at least thirty (30) working days in advance of proposed performance of any work by Contractor in which any person or equipment will be within twenty-five (25) feet of any track, or will be near enough to any track that any equipment extension (such as, but not limited to, a crane boom) will reach to within twenty-five (25) feet of any track.

B. No work of any kind shall be performed, and no person, equipment, machinery, tool(s), material(s), vehicle(s), or thing(s) shall be located, operated, placed, or stored within twenty-five (25) feet of any of Railroad's track(s) at any time, for any reason, unless and until a Railroad approved flagman is provided to watch for trains. Upon receipt of such thirty (30)-day notice, the Railroad Representative will determine and inform Contractor whether a flagman need be present and whether Contractor needs to implement any special protective or safety measures.

C. Contractor shall be permitted to hire a private contractor to perform flagging or other special protective or safety measures (such private contractor being commonly known in the railroad industry as a contractor-in-charge ("CIC")) in lieu of Railroad providing such services or in concert with Railroad providing such services, subject to prior written approval by Railroad, which approval shall be in Railroad's sole and absolute discretion. If Railroad agrees to permit Contractor to utilize a CIC pursuant to the preceding sentence, Contractor shall obtain Railroad's prior approval in writing for each of the following items, as determined in all respects in Railroad's sole and absolute discretion: (i) the identity of the third-party performing the role of CIC; (ii) the scope of the services to be performed for the project by the approved CIC; and (iii) any other terms and conditions governing such services to be provided by the CIC. If flagging or other special protective or safety measures are performed by an approved CIC, Contractor shall be solely responsible for (and shall timely pay such CIC for) its services. Railroad reserves the right to rescind any approval pursuant to this Section 1, Subsection C., in whole or in part, at any time, as determined in Railroad's sole and absolute discretion.

D. If any flagging or other special protective or safety measures are performed by employees of Railroad and/or any contractor of Railroad, Railroad will bill Contractor for such expenses incurred by Railroad, unless Railroad and a federal, state or local governmental entity have agreed that Railroad is to bill such expenses to the federal, state or local governmental entity. If Railroad will be sending the bills to Contractor, Contractor shall pay such bills within thirty (30) days of Contractor's receipt of billing.

E. If any flagging or other special protective or safety measures are performed by Railroad or a CIC, Contractor agrees that Contractor is not relieved of any of its responsibilities or liabilities set forth in this agreement.

F. The provisions set forth in this subsection are only applicable for Flagging Services performed by employees of Railroad: the rate of pay per hour for each flagman will be the prevailing hourly rate in effect for an eight-hour day for the class of flagmen used during regularly assigned hours and overtime in accordance with labor agreements and schedules in effect at the time the work is performed. In addition to the cost of such labor, a composite charge for vacation, holiday, health and welfare, supplemental sickness, Railroad Retirement and unemployment compensation, supplemental pension, Employees Liability and Property Damage and Administration will be included, computed on actual payroll. The composite charge will be the prevailing composite charge in effect at the time the work is performed. One and one-half times the current hourly rate is paid for overtime, Saturdays and Sundays, and two and one-half times current hourly rate for holidays. Wage rates are subject to change, at any time, by law or by agreement between Railroad and its employees, and may be retroactive as a result of negotiations or a ruling of an authorized governmental agency. Additional charges on labor are also subject to change. If the wage rate or additional charges are changed, Contractor (or the governmental entity, as applicable) shall pay on the basis of the new rates and charges. If flagging is performed by Railroad, reimbursement to Railroad will be required covering the full eight-hour day during which any flagman is furnished, unless the flagman can be assigned to other Railroad work during a portion of such day, in which event reimbursement will not be required for the portion of the day during which the flagman is engaged in other Railroad work. Reimbursement will also be required for any day not actually

worked by the flagman following the flagman's assignment to work on the project for which Railroad is required to pay the flagman and which could not reasonably be avoided by Railroad by assignment of such flagman to other work, even though Contractor may not be working during such time. When it becomes necessary for Railroad to bulletin and assign an employee to a flagging position in compliance with union collective bargaining agreements, Contractor must provide Railroad a minimum of five (5) days notice prior to the cessation of the need for a flagman. If five (5) days notice of cessation is not given, Contractor will still be required to pay flagging charges for the five (5) day notice period required by union agreement to be given to the employee, even though flagging is not required for that period. An additional thirty (30) days notice must then be given to Railroad if flagging services are needed again after such five day cessation notice has been given to Railroad.

Section 2. LIMITATION AND SUBORDINATION OF RIGHTS GRANTED

A. The foregoing grant of right is subject and subordinate to the prior and continuing right and obligation of the Railroad to use and maintain its entire property including the right and power of Railroad to construct, maintain, repair, renew, use, operate, change, modify or relocate railroad tracks, roadways, signal, communication, fiber optics, or other wirelines, pipelines and other facilities upon, along or across any or all parts of its property, all or any of which may be freely done at any time or times by Railroad without liability to Contractor or to any other party for compensation or damages.

B. The foregoing grant is also subject to all outstanding superior rights (whether recorded or unrecorded and including those in favor of licensees and lessees of Railroad's property, and others) and the right of Railroad to renew and extend the same, and is made without covenant of title or for quiet enjoyment.

Section 3. NO INTERFERENCE WITH OPERATIONS OF RAILROAD AND ITS TENANTS.

A. Contractor shall conduct its operations so as not to interfere with the continuous and uninterrupted use and operation of the railroad tracks and property of Railroad, including without limitation, the operations of Railroad's lessees, licensees or others, unless specifically authorized in advance by the Railroad Representative. Nothing shall be done or permitted to be done by Contractor at any time that would in any manner impair the safety of such operations. When not in use, Contractor's machinery and materials shall be kept at least fifty (50) feet from the centerline of Railroad's nearest track, and there shall be no vehicular crossings of Railroads tracks except at existing open public crossings.

B. Operations of Railroad and work performed by Railroad personnel and delays in the work to be performed by Contractor caused by such railroad operations and work are expected by Contractor, and Contractor agrees that Railroad shall have no liability to Contractor, or any other person or entity for any such delays. The Contractor shall coordinate its activities with those of Railroad and third parties so as to avoid interference with railroad operations. The safe operation of Railroad train movements and other activities by Railroad takes precedence over any work to be performed by Contractor.

Section 4. LIENS.

Contractor shall pay in full all persons who perform labor or provide materials for the work to be performed by Contractor. Contractor shall not create, permit or suffer any mechanic's or materialmen's liens of any kind or nature to be created or enforced against any property of Railroad for any such work performed. Contractor shall indemnify and hold harmless Railroad from and against any and all liens, claims, demands, costs or expenses of whatsoever nature in any way connected with or growing out of such work done, labor performed, or materials furnished. If Contractor fails to promptly cause any lien to be released of record, Railroad may, at its election, discharge the lien or claim of lien at Contractor's expense.

Section 5. PROTECTION OF FIBER OPTIC CABLE SYSTEMS.

A. Fiber optic cable systems may be buried on Railroad's property. Protection of the fiber optic cable systems is of extreme importance since any break could disrupt service to users resulting in business interruption and loss of revenue and profits. Contractor shall telephone Railroad during normal business hours (7:00 a.m. to 9:00 p.m. Central Time, Monday through Friday, except holidays) at 1-800-336-9193 (also a 24-hour, 7-day number for emergency calls) to determine if fiber optic cable is buried anywhere on Railroad's property to be used by Contractor. If it is, Contractor will telephone the telecommunications company(ies)

involved, make arrangements for a cable locator and, if applicable, for relocation or other protection of the fiber optic cable. Contractor shall not commence any work until all such protection or relocation (if applicable) has been accomplished.

B. IN ADDITION TO OTHER INDEMNITY PROVISIONS IN THIS AGREEMENT, CONTRACTOR SHALL INDEMNIFY, DEFEND AND HOLD RAILROAD HARMLESS FROM AND AGAINST ALL COSTS, LIABILITY AND EXPENSE WHATSOEVER (INCLUDING, WITHOUT LIMITATION, ATTORNEYS' FEES, COURT COSTS AND EXPENSES) ARISING OUT OF ANY ACT OR OMISSION OF CONTRACTOR, ITS AGENTS AND/OR EMPLOYEES, THAT CAUSES OR CONTRIBUTES TO (1) ANY DAMAGE TO OR DESTRUCTION OF ANY TELECOMMUNICATIONS SYSTEM ON RAILROAD'S PROPERTY, AND/OR (2) ANY INJURY TO OR DEATH OF ANY PERSON EMPLOYED BY OR ON BEHALF OF ANY TELECOMMUNICATIONS COMPANY, AND/OR ITS CONTRACTOR, AGENTS AND/OR EMPLOYEES, ON RAILROAD'S PROPERTY. CONTRACTOR SHALL NOT HAVE OR SEEK RECOURSE AGAINST RAILROAD FOR ANY CLAIM OR CAUSE OF ACTION FOR ALLEGED LOSS OF PROFITS OR REVENUE OR LOSS OF SERVICE OR OTHER CONSEQUENTIAL DAMAGE TO A TELECOMMUNICATION COMPANY USING RAILROAD'S PROPERTY OR A CUSTOMER OR USER OF SERVICES OF THE FIBER OPTIC CABLE ON RAILROAD'S PROPERTY.

Section 6. PERMITS - COMPLIANCE WITH LAWS.

In the prosecution of the work covered by this agreement, Contractor shall secure any and all necessary permits and shall comply with all applicable federal, state and local laws, regulations and enactments affecting the work including, without limitation, all applicable Federal Railroad Administration regulations.

Section 7. SAFETY.

A. Safety of personnel, property, rail operations and the public is of paramount importance in the prosecution of any work on Railroad property performed by Contractor. Contractor shall be responsible for initiating, maintaining and supervising all safety, operations and programs in connection with the work. Contractor shall, at a minimum, comply with Railroad's then current safety standards located at the below web address ("Railroad's Safety Standards") to ensure uniformity with the safety standards followed by Railroad's own forces. As a part of Contractor's safety responsibilities, Contractor shall notify Railroad if Contractor determines that any of Railroad's Safety Standards are contrary to good safety practices. Contractor shall furnish copies of Railroad's Safety Standards to each of its employees before they enter Railroad property.

http://www.up.com/cs/groups/public/@uprr/@suppliers/documents/up_pdf_natedocs/pdf_up_supplier_safety_req.pdf

B. Without limitation of the provisions of paragraph A above, Contractor shall keep the job site free from safety and health hazards and ensure that its employees are competent and adequately trained in all safety and health aspects of the job.

C. Contractor shall have proper first aid supplies available on the job site so that prompt first aid services may be provided to any person injured on the job site. Contractor shall promptly notify Railroad of any U.S. Occupational Safety and Health Administration reportable injuries. Contractor shall have a nondelegable duty to control its employees while they are on the job site or any other property of Railroad, and to be certain they do not use, be under the influence of, or have in their possession any alcoholic beverage, drug or other substance that may inhibit the safe performance of any work.

D. If and when requested by Railroad, Contractor shall deliver to Railroad a copy of Contractor's safety plan for conducting the work (the "Safety Plan"). Railroad shall have the right, but not the obligation, to require Contractor to correct any deficiencies in the Safety Plan. The terms of this agreement shall control if there are any inconsistencies between this agreement and the Safety Plan.

Section 8. INDEMNITY.

A. TO THE EXTENT NOT PROHIBITED BY APPLICABLE STATUTE, CONTRACTOR SHALL INDEMNIFY, DEFEND AND HOLD HARMLESS RAILROAD, ITS AFFILIATES, AND ITS AND THEIR OFFICERS, AGENTS AND EMPLOYEES (INDIVIDUALLY AN "INDEMNIFIED PARTY" OR COLLECTIVELY "INDEMNIFIED

PARTIES") FROM AND AGAINST ANY AND ALL LOSS, DAMAGE, INJURY, LIABILITY, CLAIM, DEMAND, COST OR EXPENSE (INCLUDING, WITHOUT LIMITATION, ATTORNEY'S, CONSULTANT'S AND EXPERT'S FEES, AND COURT COSTS), FINE OR PENALTY (COLLECTIVELY, "LOSS") INCURRED BY ANY PERSON (INCLUDING, WITHOUT LIMITATION, ANY INDEMNIFIED PARTY, CONTRACTOR, OR ANY EMPLOYEE OF CONTRACTOR OR OF ANY INDEMNIFIED PARTY) ARISING OUT OF OR IN ANY MANNER CONNECTED WITH (I) ANY WORK PERFORMED BY CONTRACTOR, OR (II) ANY ACT OR OMISSION OF CONTRACTOR, ITS OFFICERS, AGENTS OR EMPLOYEES, OR (III) ANY BREACH OF THIS AGREEMENT BY CONTRACTOR.

B. THE RIGHT TO INDEMNITY UNDER THIS SECTION 8 SHALL ACCRUE UPON OCCURRENCE OF THE EVENT GIVING RISE TO THE LOSS, AND SHALL APPLY REGARDLESS OF ANY NEGLIGENCE OR STRICT LIABILITY OF ANY INDEMNIFIED PARTY, EXCEPT WHERE THE LOSS IS CAUSED BY THE SOLE ACTIVE NEGLIGENCE OF AN INDEMNIFIED PARTY AS ESTABLISHED BY THE FINAL JUDGMENT OF A COURT OF COMPETENT JURISDICTION. THE SOLE ACTIVE NEGLIGENCE OF ANY INDEMNIFIED PARTY SHALL NOT BAR THE RECOVERY OF ANY OTHER INDEMNIFIED PARTY.

C. CONTRACTOR EXPRESSLY AND SPECIFICALLY ASSUMES POTENTIAL LIABILITY UNDER THIS SECTION 8 FOR CLAIMS OR ACTIONS BROUGHT BY CONTRACTOR'S OWN EMPLOYEES. CONTRACTOR WAIVES ANY IMMUNITY IT MAY HAVE UNDER WORKER'S COMPENSATION OR INDUSTRIAL INSURANCE ACTS TO INDEMNIFY THE INDEMNIFIED PARTIES UNDER THIS SECTION 8. CONTRACTOR ACKNOWLEDGES THAT THIS WAIVER WAS MUTUALLY NEGOTIATED BY THE PARTIES HERETO.

D. NO COURT OR JURY FINDINGS IN ANY EMPLOYEE'S SUIT PURSUANT TO ANY WORKER'S COMPENSATION ACT OR THE FEDERAL EMPLOYERS' LIABILITY ACT AGAINST A PARTY TO THIS AGREEMENT MAY BE RELIED UPON OR USED BY CONTRACTOR IN ANY ATTEMPT TO ASSERT LIABILITY AGAINST ANY INDEMNIFIED PARTY.

E. THE PROVISIONS OF THIS SECTION 8 SHALL SURVIVE THE COMPLETION OF ANY WORK PERFORMED BY CONTRACTOR OR THE TERMINATION OR EXPIRATION OF THIS AGREEMENT. IN NO EVENT SHALL THIS SECTION 8 OR ANY OTHER PROVISION OF THIS AGREEMENT BE DEEMED TO LIMIT ANY LIABILITY CONTRACTOR MAY HAVE TO ANY INDEMNIFIED PARTY BY STATUTE OR UNDER COMMON LAW.

Section 9. RESTORATION OF PROPERTY.

In the event Railroad authorizes Contractor to take down any fence of Railroad or in any manner move or disturb any of the other property of Railroad in connection with the work to be performed by Contractor, then in that event Contractor shall, as soon as possible and at Contractor's sole expense, restore such fence and other property to the same condition as the same were in before such fence was taken down or such other property was moved or disturbed. Contractor shall remove all of Contractor's tools, equipment, rubbish and other materials from Railroad's property promptly upon completion of the work, restoring Railroad's property to the same state and condition as when Contractor entered thereon.

Section 10. WAIVER OF DEFAULT.

Waiver by Railroad of any breach or default of any condition, covenant or agreement herein contained to be kept, observed and performed by Contractor shall in no way impair the right of Railroad to avail itself of any remedy for any subsequent breach or default.

Section 11. MODIFICATION - ENTIRE AGREEMENT.

No modification of this agreement shall be effective unless made in writing and signed by Contractor and Railroad. This agreement and the exhibits attached hereto and made a part hereof constitute the entire understanding between Contractor and Railroad and cancel and supersede any prior negotiations, understandings or agreements, whether written or oral, with respect to the work to be performed by Contractor.

Section 12. ASSIGNMENT - SUBCONTRACTING.

Contractor shall not assign or subcontract this agreement, or any interest therein, without the written consent of the Railroad. Contractor shall be responsible for the acts and omissions of all subcontractors. Before Contractor commences any work, the Contractor shall, except to the extent prohibited by law; (1) require each of its subcontractors to include the Contractor as "Additional Insured" on the subcontractor's Commercial General Liability policy and Umbrella or Excess policies (if applicable) with respect to all liabilities arising out of the subcontractor's performance of work on behalf of the Contractor by endorsing these policies with ISO Additional Insured Endorsements CG 20 10, and CG 20 37 (or substitute forms providing equivalent coverage; (2) require each of its subcontractors to endorse their Commercial General Liability Policy with "Contractual Liability Railroads" ISO Form CG 24 17 10 01 (or a substitute form providing equivalent coverage) for the job site; and (3) require each of its subcontractors to endorse their Business Automobile Policy with "Coverage For Certain Operations In Connection With Railroads" ISO Form CA 20 70 10 01 (or a substitute form providing equivalent coverage) for the job site.

EXHIBIT C

TO CONTRACTOR'S RIGHT OF ENTRY AGREEMENT

Union Pacific Railroad Company Insurance Requirements For Contractor's Right of Entry Agreement

During the entire term of this Agreement and course of the Project, and until all Project work on Railroad's property has been completed and all equipment and materials have been removed from Railroad's property and Railroad's property has been clean and restored to Railroad's satisfaction, Contractor shall, at its sole cost and expense, procure and maintain the following insurance coverage:

- A. Commercial General Liability** insurance. Commercial general liability (CGL) with a limit of not less than \$5,000,000 each occurrence and an aggregate limit of not less than \$10,000,000. CGL insurance must be written on ISO occurrence form CG 00 01 12 04 (or a substitute form providing equivalent coverage).

The policy must also contain the following endorsement, which must be stated on the certificate of insurance:

- Contractual Liability Railroads ISO form CG 24 17 10 01 (or a substitute form providing equivalent coverage) showing "Union Pacific Railroad Company Property" as the Designated Job Site.
 - Designated Construction Project(s) General Aggregate Limit ISO Form CG 25 03 03 97 (or a substitute form providing equivalent coverage) showing the project on the form schedule.
- B. Business Automobile Coverage** insurance. Business auto coverage written on ISO form CA 00 01 10 01 (or a substitute form providing equivalent liability coverage) with a combined single limit of not less than \$5,000,000 for each accident and coverage must include liability arising out of any auto (including owned, hired and non-owned autos).

The policy must contain the following endorsements, which must be stated on the certificate of insurance:

- Coverage For Certain Operations In Connection With Railroads ISO form CA 20 70 10 01 (or a substitute form providing equivalent coverage) showing "Union Pacific Property" as the Designated Job Site.
 - Motor Carrier Act Endorsement - Hazardous materials clean up (MCS-90) if required by law.
- C. Workers' Compensation and Employers' Liability** insurance. Coverage must include but not be limited to:

- Contractor's statutory liability under the workers' compensation laws of the state where the work is being performed.
- Employers' Liability (Part B) with limits of at least \$500,000 each accident, \$500,000 disease policy limit \$500,000 each employee.

If Contractor is self-insured, evidence of state approval and excess workers compensation coverage must be provided. Coverage must include liability arising out of the U. S. Longshoremen's and Harbor Workers' Act, the Jones Act, and the Outer Continental Shelf Land Act, if applicable.

- D. Railroad Protective Liability** insurance. Contractor must maintain "Railroad Protective Liability" (RPL) insurance written on ISO occurrence form CG 00 35 12 04 (or a substitute form providing equivalent coverage) on behalf of Railroad as named insured, with a limit of not less than \$2,000,000 per occurrence and an aggregate of \$6,000,000. The definition of "JOB LOCATION" and "WORK" on the declaration page of the policy shall refer to this agreement and shall describe all WORK or OPERATIONS performed under this agreement. Contractor shall provide this agreement to Contractor's insurance agent(s) and/or broker(s) and Contractor shall instruct such agent(s) and/or broker(s) to procure the insurance coverage required by this agreement. A BINDER STATING THE POLICY IS IN PLACE MUST BE SUBMITTED

TO RAILROAD BEFORE THE WORK MAY COMMENCE AND UNTIL THE ORIGINAL POLICY IS FORWARDED TO UNION PACIFIC RAILROAD.

- E. Umbrella or Excess insurance.** If Contractor utilizes umbrella or excess policies, these policies must "follow form" and afford no less coverage than the primary policy.
- F. Pollution Liability insurance.** Pollution liability coverage must be included when the scope of the work as defined in the agreement includes installation, temporary storage, or disposal of any "hazardous" material that is injurious in or upon land, the atmosphere, or any watercourses; or may cause bodily injury at any time.

If required, coverage may be provided in separate policy form or by endorsement to Contractors CGL or RPL. Any form coverage must be equivalent to that provided in ISO form CG 24 15 "Limited Pollution Liability Extension Endorsement" or CG 28 31 "Pollution Exclusion Amendment" with limits of at least \$5,000,000 per occurrence and an aggregate limit of \$10,000,000.

If the scope of work as defined in this agreement includes the disposal of any hazardous or non-hazardous materials from the job site, Contractor must furnish to Railroad evidence of pollution legal liability insurance maintained by the disposal site operator for losses arising from the insured facility accepting the materials, with coverage in minimum amounts of \$1,000,000 per loss, and an annual aggregate of \$2,000,000.

Other Requirements

- G.** All policy(ies) required above (except business automobile, worker's compensation and employers liability) must include Railroad as "Additional Insured" using ISO Additional Insured Endorsements CG 20 10, and CG 20 37 (or substitute forms providing equivalent coverage). The coverage provided to Railroad as additional insured shall not be limited by Contractor's liability under the indemnity provisions of this agreement. BOTH CONTRACTOR AND RAILROAD EXPECT THAT UNION PACIFIC RAILROAD COMPANY WILL BE PROVIDED WITH THE BROADEST POSSIBLE COVERAGE AVAILABLE BY OPERATION OF LAW UNDER ISO ADDITIONAL INSURED FORMS CG 20 10 AND CG 20 37.
- H.** Punitive damages exclusion, if any, must be deleted (and the deletion indicated on the certificate of insurance), unless (a) insurance coverage may not lawfully be obtained for any punitive damages that may arise under this agreement, or (b) all punitive damages are prohibited by all states in which this agreement will be performed.
- I.** Contractor waives all rights of recovery, and its insurers also waive all rights of subrogation of damages against Railroad and its agents, officers, directors and employees for damages covered by the workers compensation and employers liability or commercial umbrella or excess liability obtained by Contractor required in this agreement where prohibited by law. This waiver must be stated on the certificate of insurance.
- J.** Prior to commencing the work, Contractor shall furnish Railroad with a certificate(s) of insurance, executed by a duly authorized representative of each insurer, showing compliance with the insurance requirements in this agreement.
- K.** All insurance policies must be written by a reputable insurance company acceptable to Railroad or with a current Best's Insurance Guide Rating of A- and Class VII or better, and authorized to do business in the state where the work is being performed.
- L.** The fact that insurance is obtained by Contractor or by Railroad on behalf of Contractor will not be deemed to release or diminish the liability of Contractor, including, without limitation, liability under the indemnity provisions of this agreement. Damages recoverable by Railroad from Contractor or any third party will not be limited by the amount of the required insurance coverage.

OFFICE OF THE WASHOE COUNTY TREASURER

Tammi Davis, Treasurer

1001 E 9TH St – D140
P O Box 30039
Reno NV 89520-3039

June 8, 2020

BOARD OF COUNTY COMMISSIONERS
WASHOE COUNTY
RENO, NEVADA

RE: COMMUNITY SERVICES BUILDING AND SAFETY PETTY CASH FUND

Honorable Commissioners:

On August 22, 1983, the Board of County Commissioners ("BCC") approved a request to establish a petty cash fund totaling \$50.00 for the Public Works Building and Safety Division.

On June 1, 2021, it was determined that the \$50.00 petty cash fund was no longer necessary. The account was then audited, balanced, and surrendered. The funds were deposited in the county's main bank account on June 2, 2021, and accounted for in the county general fund.


Brenda Mathers, Chief Deputy Treasurer



Washoe County
Department of Building & Safety
1001 E. Ninth Street
Reno, NV 89512
Phone (775) 328-2020
FAX (775) 328-6132 or FAX (775) 325-8016
www.washoecounty.us/building



June 1, 2021

Washoe County Treasurer
Attn: Brenda Mathers, Chief Deputy Treasurer
PO Box 30039
Reno, NV 89520-3039

RE: Building Division \$50.00 Petty Cash Fund

Dear Brenda:

The Building Division would like to relinquish our \$50.00 Petty Cash Fund. We have not had a need to use this fund in the past three years because we have employees that have County issued credit cards.

Sincerely,

A handwritten signature in black ink, appearing to read "Mojra Hauenstein".

Mojra Hauenstein
Division Director, Planning and Building

CLERK OF THE COURT
MONTHLY FINANCIAL STATEMENT
STATE OF NEVADA, COUNTY OF WASHOE
Month Ending JUNE 30, 2021

Alicia L. Lerud, Clerk of the Court, in compliance with NRS 19.090, and being first duly sworn, and under penalty of perjury, deposes and says that the following is a full and correct statement of all fees, percentages or compensation received in my official capacity during the preceding month:

Clerk of the Court	Law Library Fund	\$	6,345.00
	Additional Divorce Filing Fee	\$	135.00
	*County General Fund	\$	120,787.00
	eFile Fee (General Fund)	\$	11,700.00
	State Civil Fee	\$	20,557.00
	Legal Aid Filing Fee	\$	24,253.00
	TOTAL		<u>\$183,777.00</u>


Alicia L. Lerud
District Court Administrator/Clerk of Court

* Included in County General Fund are the following fees: balance of civil action, certified copies of all miscellaneous.

CASH REGISTER
READOUT

T.R. Rec.No.
(Doc. No)

UNIT ID. CLERK - JUDICIAL
Date: July 1, 2021

FOR AUDIT AND CONTROL PURPOSES PLEASE INDICATE THE REASON FOR THIS COLLECTION.
(Attach any additional document if this would help to clarify the collection.)

DISTRICT COURT FEES COLLECTED FOR JUNE 2021

ACCOUNTS TO BE CREDITED					AMOUNT			
CR/GF/OP	ACCOUNT DESCRIPTION	ACCOUNTING CODE NUMBERS						
		ORDER	COST CENTER	ACCOUNT				
OP	Legal Aid (Washoe Legal Services) (01)		990023	441007	12,703.00	legalaid	\$	24,253.00
OP	Legal Aid (Elderly Indigent) Sr. Center (02)		250411	460720	4,345.00			
OP	State Civil (03)		990019	441022	13,376.00	state civil	\$	20,557.00
GF	Law Library (04)		123100	460222	6,345.00	law library	\$	6,345.00
GF	Clerk Fees (05,6,7)		120101	460210	28,662.00	general	\$	132,487.00
CR	DC Technology SB106 (06)	20038	120105	460210	623.00			
OP	Legal Aid (Washoe Legal Services) (08)		990023	441078	7,205.00			
GF	Additional Divorce Answer Fee (09)		120231	460220	135.00	add'l div	\$	135.00
GF	Mediation (10)		120331	471205	2,715.00			
OP	Neighborhood Justice Center (10J)		270710	460225	2,715.00			
GF	Arbitration (11)		120111	471215	-			
OP	Displaced Homemakers (12)		990019	441021	4,440.00	TOTAL:	\$	183,777.00
GF	Divorce Training (13)		120231	460223	750.00			
GF	Family Mediation Fee (14)		120331	471210	300.00			
GF	CD Recording/Record on CD (15,17)		120311	485300	250.00			
OP	Vital Statistics (State of NV) (18)		990019	441004	1,500.00			
OP	State of NV (OAC/ Tech) (19)		990019	441020	800.00			
OP	State of NV (OAC / Judges) (20)		990019	441019	391.00			
CR	Court Expansion Fees AB65 (21)	20326		460211	72,008.00			
CR	Court Security Fees AB65 (22)	20335		460213	10,860.00			
CR	Mtn to Modify Div SB388	20408		460214	1,540.00			
CR	Opp Mtn to Mod Div SB388	20409		460215	164.00			
GF	eFile Subscription		120106	460212	11,700.00			
GF	Attorney ID Badge Fee		120101	485320	-			
GF	Attorney ID Badge Fee PW		160100	485100	-			
GF	Law Library Fine/Fee		123100	485100	-			
OP	Foreclosure Mediation State (34)		990019	460121	50.00			
GF	Foreclosure Mediator (35)	20444		460220	200.00			
GF	Over/Short (Filing Office)		120231	711300	-			
TOTAL					\$	183,777.00		

Prepared By: H. Potts

ACCEPTED BY: TAMMI DAVIS
Washoe County Treasurer

TOTAL

Legal Aid (WLS)	01	\$12,703.00
Legal Aid Sr. Center	02	\$4,345.00
State Civil	03	\$13,376.00
Law Library	04	\$6,345.00
Clerk Fees	05,6,7	\$28,662.00
DC Technology SB106	06	\$623.00
Legal Aid (WLS)	08	\$7,205.00
Add'l Divorce Answer	09	\$135.00
Mediation	10	\$2,715.00
Neighborhood Justice	10J	\$2,715.00
Arbitration	11	\$0.00
Displaced Homemakers	12	\$4,440.00
Divorce Training	13	\$750.00
Family Mediation Fee	14	\$300.00
Video Tapes	15,17	\$250.00
Vital Statistics	18	\$1,500.00
State of NV AOC/Tech	19	\$800.00
State of NV AOC/Judge	20	\$391.00
Court Expansion Fees AB65	21	\$72,008.00
Court Security Fee AB65	22	\$10,860.00
Mtn to Mod Div SB388	22JP	\$1,540.00
Opp Mtn to Mod Div SB388	22OP	\$164.00
eFile Subscription	30	\$11,700.00
Attorney ID Badge Fee	31	\$0.00
Attorney ID Badge Fee PW	32	\$0.00
Law Library Fine	33	\$0.00
Foreclosure State	34	\$50.00
Foreclosure Mediator	35	\$200.00
Over/Short Filing Office		\$0.00
		<hr/>
		\$183,777.00

OFFICE OF THE WASHOE COUNTY TREASURER
Tammi Davis, Treasurer

1001 E 9TH St – D140
P O Box 30039
Reno NV 89520-3039

MONTHLY STATEMENT OF WASHOE COUNTY TREASURER FOR
MONTH ENDING May 31, 2021

BOARD OF COUNTY COMMISSIONERS
WASHOE COUNTY
RENO, NEVADA

RE: NRS 354.280

Honorable Commissioners:

I hereby submit this summary record of the source and amount of all receipts, apportionments to, payments from and balances in all funds and separate accounts as required by referenced statute. Detail information for these funds is available in my office.

CASH ON DEPOSIT	OUTSTANDING CHECKS	BOOK BALANCE
\$43,025,059.38	\$923,073.14	\$42,101,986.24

INVESTMENTS (Reported at Market – All Groups)
\$728,608,126.64

Unapportioned Funds (Secured & Unsecured)	Washoe County	Restricted Funds	Other Agencies	Total
	\$2,912,184.46	\$1,016,789.90	\$5,770,896.79	\$9,699,871.15



Brenda Mathers, Chief Deputy Treasurer

A Project Funding Agreement Between the State of Nevada
Acting By and Through Its Division of State Lands and the
Fund to Protect Lake Tahoe (Grantor)

901 S. Stewart Street, Suite 5003
Carson City, NV 89701
phone: (775) 684-2720
Fax: (775) 684-2721

And

Washoe County – Community Services Department
(Grantee)

1001 East 9th Street
PO Box 11130
Reno NV 89520
phone: (775) 328-2040
Fax: (775) 328-3699

WHEREAS, the Nevada legislature in 2009 authorized the issuance of general obligation bonds in the face amount of \$100,000,000 between July 1, 2009 and June 30, 2020 to carry out a portion of the State's share of the Environmental Improvement Program; and

WHEREAS, the Nevada legislature in 2017 extended the deadline for the issuance of the remainder of the general obligation bonds to June 30, 2030; and

WHEREAS, the Nevada legislature authorized the state land registrar to establish a program for the protection of the Lake Tahoe Basin including without limitation: air and water quality; restoration and protection of natural watercourses, wetlands, fisheries, vegetation and forests, prevention and control of erosion and the enhancement of recreational and tourism opportunities in the basin; and

WHEREAS, NRS 321.5956(3) authorizes the state land registrar to enter into a funding agreement or other agreement, within the limits of available money, with non-profit organizations, and other persons or entities to carry out a program to preserve, restore and enhance the natural environment of the Lake Tahoe Basin; and

WHEREAS, programs to enhance, preserve and restore the natural environment of the Lake Tahoe basin may be conducted on public property and privately owned property with the consent of the owner of the property as long as public money is only expended for a public purpose and the public interest is adequately protected; and

WHEREAS, the state land registrar has determined this project is both necessary and in the best interests of the natural environment at Lake Tahoe.

NOW, THEREFORE, in consideration of the aforesaid premises, the parties mutually agree as follows:

1. REQUIRED APPROVAL. This Funding Agreement shall not become effective until and unless approved by the state land registrar and the authorized Washoe County Community Services Department representative.

2. DEFINITIONS. "Grantor" means the Nevada Division of State Lands, its officers and employees. "Grantee" means the Washoe County Community Services Department.

3. FUNDING AGREEMENT TERM. This Funding Agreement shall be effective from April 2, 2018 to March 31, 2021, unless sooner terminated by either party as specified in paragraph 9 herein.

4. NOTICE. All notices or other communications required or permitted to be given under this Funding Agreement shall be in writing and shall be deemed to have been duly given if delivered personally in hand, by telephonic facsimile with simultaneous regular mail, or mailed certified mail, return receipt requested, postage prepaid on the date posted, and addressed to the other party at the address specified above.

5. INCORPORATED DOCUMENTS. The parties agree that the responsibilities, and duties of each party as well as the scope of the project shall be specifically described; this Funding Agreement incorporates the following attachments in descending order of constructive precedence;

ATTACHMENT A: Washoe County – Lower Wood Creek Phase I Water Quality Improvement Project (FTPLT 18-003) Summary & Special Conditions

ATTACHMENT B: Tahoe Bond Act Regulations – LCB File No. R040-12-02, NAC 321.300-365.

ATTACHMENT C: Water Quality and Erosion Control Grant Application prepared by Washoe County Community Services Department, Engineering and Capital Projects Division revised February 23, 2018.

6. COST: Grantor agrees to provide a maximum of \$1,285,000.00 of the funds actually expended and necessary for the construction of the described project contingent upon Grantee's compliance with all of the terms and conditions herein. See attachment A for description.

7. ASSENT. The parties agree that the terms and conditions listed on incorporated attachments of this Funding Agreement are also specifically a part of this Funding Agreement and are limited only by their respective order of precedence and any limitations specified.

8. INSPECTION & AUDIT.

a. Books and Records. Grantee agrees to keep and maintain under general accepted accounting principles (GAAP) full, true and complete records, contracts, books, and documents as are necessary to fully disclose to Grantor, or its authorized representatives, upon audits or reviews, sufficient information to determine compliance with all state and federal regulations and statutes.

b. Inspection & Audit. Grantee agrees that the relevant books, records (written, electronic, computer related or otherwise), including, without limitation, relevant accounting procedures and practices, financial statements and supporting documentation shall be subject, at any reasonable time, to inspection, examination, review, audit, and copying at any office or location of Grantee where such records may be found by Grantor's designated representative.

c. Period of Retention. All books, records, reports, and statements relevant to this Funding Agreement must be retained a minimum of three years. The retention period runs from the date of Grantor's last grant payment, or from the date of termination of the Funding Agreement, whichever is later. Retention time shall be extended when an audit is scheduled or in progress for a period reasonably necessary to complete an audit and/or to complete any administrative and judicial litigation which may ensue.

9. FUNDING AGREEMENT TERMINATION.

a. This Funding Agreement is subject to and contingent upon sufficient funds being appropriated, budgeted, and otherwise made available by the State Legislature. The Grantor may terminate this Funding Agreement, and Grantee waives any and all claim(s) for damages, effective immediately upon receipt of written notice (or any date specified therein) if for any reason the funding from Grantor is not appropriated or is withdrawn, limited, or impaired.

b. Grantor may only terminate this project agreement as specified in paragraph 18 of the incorporated attachment A, the project funding agreement. If any state, county, city or federal license, authorization, waiver, permit, qualification or certification required by statute, ordinance, law, or regulation to be held by Grantee to provide the goods or services required by this Funding Agreement is for any reason denied, revoked, debarred, excluded, terminated, suspended, lapsed, or not renewed; or if Grantee becomes insolvent, subject to receivership, or becomes voluntarily or involuntarily subject to the jurisdiction of the bankruptcy court; or if it is found by the State that any quid pro quo or gratuities in the form of money, services, entertainment, gifts, or otherwise were offered or given by Grantee, or any agent or representative of Grantee, to any officer or employee of the State of Nevada with a view toward securing a funding agreement or securing favorable treatment with respect to awarding, extending, amending, or making any determination with respect to the performing of such funding agreement, then this funding agreement may be immediately terminated by the Grantor.

i. Time to Correct. Termination upon a declared default or breach may be exercised only after service of formal written notice as specified in paragraph (4), and the subsequent failure of the defaulting party within 30 calendar days of receipt of that notice to provide evidence, satisfactory to the aggrieved party, showing that the declared default or breach has been corrected.

- ii. Winding Up Affairs Upon Termination. In the event of termination of this Funding Agreement for any reason, the parties agree that the provisions of this paragraph survive termination:

- aa. The parties shall account for and properly present to each other all claims for fees and expenses and pay those which are undisputed and otherwise not subject to set off under this Funding Agreement. Neither party may withhold performance of winding up provisions solely based on nonpayment of fees or expenses accrued up to the time of termination;
- ba. Grantee shall satisfactorily complete work in progress at the agreed rate (or a pro rata basis if necessary) if so requested by the Grantor;
- ca. Grantee shall execute any documents and take any actions necessary to effectuate an assignment of this Funding Agreement if so requested by the Grantor;

10. LIMITED LIABILITY. The State will not waive and intends to assert available NRS chapter 41 liability limitations in all cases.

11. FORCE MAJEURE. Neither party shall be deemed to be in violation of this Funding Agreement if it is prevented from performing any of its obligations hereunder due to strikes, failure of public transportation, civil or military authority, act of public enemy, accidents, fires, explosions, or acts of God, including, without limitation, earthquakes, floods, winds, or storms. In such an event the intervening cause must not be through the fault of the party asserting such an excuse, and the excused party is obligated to promptly perform in accordance with the terms of the Funding Agreement after the intervening cause ceases.

12. INDEMNIFICATION. To the fullest extent permitted by law, Grantee shall indemnify, hold harmless and defend, not excluding the State's right to participate, the State from and against all liability, claims, actions, damages, losses, and expenses, including, without limitation, reasonable attorneys' fees and costs, arising out of any alleged negligent or willful acts or omissions of Grantee, its officers, employees and agents for this funding agreement.

13. WAIVER OF BREACH. Failure to declare a breach or the actual waiver of any particular breach of the Funding Agreement or its material or nonmaterial terms by either party shall not operate as a waiver by such party of any of its rights or remedies as to any other breach.

14. SEVERABILITY. If any provision contained in this Funding Agreement is held to be unenforceable by a court of law or equity, this Funding Agreement shall be construed as if such provision did not exist and the nonenforceability of such provision shall not be held to render any other provision or provisions of this Funding Agreement unenforceable.

15. ASSIGNMENT. Grantee shall neither assign, transfer nor delegate any rights, obligations or duties under this Funding Agreement without the prior written consent of the State.

16. PUBLIC RECORDS. Pursuant to NRS 239.010, information or documents received from Grantee may be open to public inspection and copying. The State will have the duty to disclose unless a particular record is made confidential by law or a common law balancing of interests.

17. FEDERAL FUNDING. In the event federal funds are used for payment of all or part of this Funding Agreement:

- a. Grantee certifies, by signing this Funding Agreement, that neither it nor its principals are presently debarred, suspended, proposed for debarment, declared ineligible, or voluntarily excluded from participation in this transaction by any federal department or agency. This certification is made pursuant to the regulations implementing Executive Order 12549, Debarment and Suspension, 28 C.F.R. pt. 67, § 67.510, as published as pt. VII of the May 26, 1988, Federal Register (pp. 19160-19211), and any relevant program-specific regulations. This provision shall be required of every subcontractor receiving any payment in whole or in part from federal funds.
- b. Grantee shall comply with all terms, conditions, and requirements of the Americans with Disabilities Act of 1990 (P.L. 101-136), 42 U.S.C. 12101, as amended, and regulations adopted thereunder contained in 28 C.F.R. 26.101-36.999, inclusive, and any relevant program-specific regulations.
- c. Grantee shall comply with the requirements of the Civil Rights Act of 1964, as amended, the Rehabilitation Act of 1973, P.L. 93-112, as amended, and any relevant program-specific regulations, and shall not discriminate against any employee or offer for employment because of race, national origin, creed, color, sex, religion, age, disability or handicap condition (including AIDS and AIDS-related conditions.)

18. PROPER AUTHORITY. The parties hereto represent and warrant that the person executing this Funding Agreement on behalf of each party has full power and authority to enter into this Funding Agreement. Grantee acknowledges that as required by statute or regulation this Funding Agreement is effective only after approval by the Division of State Lands Administrator and only for the period of time specified in the Funding Agreement. Any services performed by Grantee before this Funding Agreement is effective or after it ceases to be effective are performed at the sole risk of Grantee.

19. GOVERNING LAW; JURISDICTION. This Funding Agreement and the rights and obligations of the parties hereto shall be governed by, and construed according to, the laws of the State of Nevada. Grantee consents to the jurisdiction of the Nevada district courts for enforcement of this Funding Agreement.

20. ENTIRE FUNDING AGREEMENT AND MODIFICATION. This Funding Agreement and its integrated attachment(s) constitute the entire agreement of the parties and such are intended as a complete and exclusive statement of the promises, representations, negotiations, discussions, and other agreements that may have been made in connection with the subject matter hereof. Unless an integrated attachment to this Funding Agreement specifically displays a mutual intent to amend a particular part of this Funding Agreement, general conflicts in language between any such attachment and this Funding Agreement shall be construed consistent with the terms of this Funding Agreement. Unless otherwise expressly authorized by the terms of this Funding Agreement, no modification or amendment to this Funding Agreement shall be binding upon the parties unless the same is in writing and signed by the respective parties hereto.

IN WITNESS WHEREOF, the parties hereto have caused this Funding Agreement to be signed and intend to be legally bound thereby.



Charles Donohue - Grantor Signature
Division of State Lands - Administrator

4/7/18
Date



Marsha Berkgigler, Chair - Grantee Signature
Washoe County Commission

3/27/18
Date

ATTACHMENT A

NEVADA DIVISION OF STATE LANDS FUND TO PROTECT LAKE TAHOE

Water Quality Improvement Project (FTPLT 18-003) Summary & Special Conditions

GRANTEE: Washoe County Community Services Department

Project Number: FTPLT 18-003

Project Title: Lower Wood Creek Phase I Water Quality Improvement Project

Period Covered
By This Agreement: April 2, 2018 – March 31, 2021

Tax ID Number: 88-6000031

Project Cost:

A. Estimated Project Cost (Planning, Design and Construction)	\$ 2,007,000.00
B. Local Share of Project Cost	\$ 722,000.00
C. State Share of Project Cost	\$ 1,285,000.00

Refer to A: Planning, Design and a portion of Construction Costs are currently estimated at \$2,007,000.00.

Refer to B: Local Share is responsible for the ACTUAL costs of planning, design, construction engineering and construction estimated to be \$722,000.00. However, these costs will adjust to actual expenditures of project planning, design, construction engineering and construction.

Refer to C: The State is responsible for the ACTUAL costs of planning, design, construction and construction engineering estimated to be \$1,285,000.00. Planning, design, construction engineering and construction costs will adjust to actual expenditures, not to exceed \$1,285,000.00 unless the grant is amended by the Nevada Division of State Lands.

Project Scope (Brief Description of Project)

Overall goals of the project are to plan, design and implement a Water Quality Improvement Project in Incline Village to improve water quality and aid Washoe County in achieving Total Maximum Daily Load (TMDL) load reductions. The project may include storm drain pipes and manholes, concrete curb and gutter, shoulder stabilization, channel improvements, infiltration chambers, catch basins, water quality treatment basins, culvert improvements, rock slope protection and revegetation to control erosion and improve water quality.

ATTACHMENT A

TERMS AND CONDITIONS

In addition to the terms and conditions listed on pages 2 – 5, the GRANTOR & GRANTEE mutually agree to perform this Agreement with the terms, promises, conditions, plans, specifications, estimates, procedures, project proposals, maps and assurances produced during the planning and design process and hereby made a part hereof. This agreement is made and entered into between the State of Nevada, represented by the Nevada Division of State Lands (GRANTOR) and Washoe County Community Services Department (GRANTEE).

1. In the event the GRANTEE does not make available to the GRANTOR all necessary information to finalize the project agreement within (6) months from the beginning date of this Agreement; this Agreement is null and void.
2. The GRANTEE hereby promises, in consideration of the promises made by the GRANTOR herein, to execute the project described above in accordance with the terms of the Agreement.
3. The Project shall be operated and maintained by the GRANTEE for at least 20 (twenty) years after Project completion. Project elements lasting longer than 20 years shall be maintained for the life of the structure. The GRANTEE shall submit a yearly maintenance report that identifies the facilities maintained (including number of times per year), volume of material removed and general breakdown of maintenance costs. The GRANTOR may require repayment of a pro-rata share of the grant amount for any period of time that the project will not perform within design criteria and specifications due to a lack of maintenance.
4. Work performed prior to the period specified in the “Project Agreement” may be eligible for reimbursement through Tahoe Bond Act provided:
 - a. The applicant provides documentation detailing the work performed;
 - b. The applicant provides documentation that the work performed related directly towards project implementation;
 - c. The work performed is considered eligible for reimbursement per regulations NAC 321.300 through NAC 321.365; and
 - d. The total grant amount specified in the project agreement does not increase.
5. The GRANTOR shall receive as-built drawings completed by the Applicant showing all facilities and structures constructed as part of the Project including summary report with information requested by the GRANTOR. This information will need to be submitted electronically, in addition to the hard copy.
6. Requests for funds exceeding this grant amount requires an amendment to this agreement and must be approved by the GRANTOR.
7. Grant payments are on a reimbursement basis only. Requests for reimbursements must utilize the “Outlay Report and Request for Reimbursement for Construction Program” provided by the GRANTOR. All reimbursements must include supporting documentation, including, but not limited to, invoices, receipts details outlining the basis for the

ATTACHMENT A

expenditures, and the signature of the official responsible for approving the expenditures. The GRANTOR reserves the right to request any additional information, related to project expenses that the GRANTOR determines is necessary to process a grant payment.

8. The Nevada Division of State Lands shall be billed at least quarterly through the period of this agreement.
9. The GRANTOR may audit project records or it's designate. All records must be retained a minimum of 3 (three) years after the completion of work on the Project. The GRANTOR reserves the right to require that the records be kept for a longer period of time.

10. The GRANTOR will be invited to attend all major project issue meetings:

Division of State Lands
Attn: Meredith Gosejohan
Water Quality Coordinator
901 South Stewart Street, Suite 5003
Carson City, NV 89701
(775) 684-2725

11. The GRANTOR will be notified immediately of any changes regarding the cost of the project or the scope of work.
12. The GRANTEE is responsible for obtaining all permits, easements and other private and governmental agency approvals required for the Project prior to the commencement of construction.
13. To the fullest extent permitted by law, the GRANTEE agrees to indemnify, hold harmless and defend the GRANTOR, it's officers, employees, agents and invitees from and against all liabilities, claims, actions, damages, losses, and expenses, including but not limited to attorneys' fees, arising out of any alleged negligent or willful acts or omissions of the GRANTEE, its officers, employees and agents.
14. The failure of either party to enforce any provision of the Agreement shall not be construed as a waiver of limitation of that party's right to subsequently enforce and compel strict compliance with every provision of this Agreement.
15. This Agreement may be modified or amended if the amendment is made in writing and is signed by both parties.
16. If any provision of this Agreement shall be held to be invalid or unenforceable for any reason, the remaining provisions shall continue to be valid and enforceable. If a court finds that any provision of the Agreement is invalid or unenforceable, but that by limiting such provision it would become valid and enforceable, then such provision shall be deemed to be written, construed, and enforced as so limited.

ATTACHMENT A

17. Termination: The GRANTOR may terminate this Agreement for reason of default by the GRANTEE. Any of the following events shall constitute default:

- a. Termination of the grant by reason or fault of the GRANTEE;
- b. Failure by the GRANTEE to observe any of the covenants, conditions, or warranties of this Agreement and its incorporated provisions;
- c. Failure by the GRANTEE to make progress on the project within the Period covered by this agreement;
- d. Unsatisfactory financial conditions of the GRANTEE which endanger the performance of the grant; and/or
- e. Delinquency by the GRANTEE in payments to contractors, except for those payments to contractors which are being contested in good faith by the GRANTEE.
- f. If the Project is not completed, the GRANTEE is required to reimburse the GRANTOR for funds expended for those portions of the Project that will not stand on their own, as determined by the GRANTOR.
- g. The GRANTOR shall give notice to the GRANTEE if the GRANTEE is in default in the performance of any of the duties of the GRANTEE described in this agreement. The GRANTEE shall have 30 days from receipt of notice to remedy the default, and if the GRANTEE cannot remedy the default within such period of time, the GRANTOR may terminate this agreement. The right of the GRANTOR to terminate this agreement shall not impair any other rights or remedies at law or equity the GRANTOR may have against the GRANTEE under this agreement or under the law. No waiver of any default by the GRANTOR under this contract shall be held to be a waiver of any other subsequent default by the GRANTEE. All remedies afforded under this contract are cumulative; this is in addition to every other remedy provided therein or under the law.

18. The GRANTEE will furnish quarterly progress reports and such other information as the grantor agency may require to ensure regular communication with the State adhering to the following schedule:

- | | |
|---|----------------|
| • 1 st Quarter January 1 - March 31 | Due April 30 |
| • 2 nd Quarter April 1 - June 30 | Due July 30 |
| • 3 rd Quarter July 1 - September 30 | Due October 30 |
| • 4 th Quarter October 1 - December 31 | Due January 30 |

19. At a minimum the GRANTOR will be notified and given the opportunity to review the project design and construction at multiple project milestones:

- Project initiation after grant award
- Completion of 25%, 50% and 90% of the Project design
- Final design, including report, prior to advertisement and award of construction contract
- Completion of 25%, 50%, and 75% of construction
- Project completion prior to release of contractor

ATTACHMENT A

20. The GRANTEE will provide and maintain competent and adequate engineering supervision during the design phase of the project, as well as inspection at the construction site to insure that completed work conforms to the approved plans and specifications.
21. The laws of the State of Nevada shall govern this Agreement.

Attachment B

PROTECTION OF LAKE TAHOE BASIN

NAC 321.300 Definitions. (§2 of ch. 361, Stats. 1995, as amended by §4 of ch. 25, Stats. 2001; §3 of ch. 514, Stats. 1999, as amended by §5 of ch. 25, Stats. 2001) As used in NAC 321.300 to 321.365, inclusive, unless the context otherwise requires, the words and terms defined in NAC 321.305 to 321.333, inclusive, have the meanings ascribed to them in those sections.

(Added to NAC by St. Land Registrar by R222-97, eff. 3-5-98; A by R004-02, 3-19-2002)

NAC 321.305 “Committee” defined. (§2 of ch. 361, Stats. 1995, as amended by §4 of ch. 25, Stats. 2001; §3 of ch. 514, Stats. 1999, as amended by §5 of ch. 25, Stats. 2001) “Committee” means the Technical Advisory Committee established by the Division pursuant to NAC 321.355.

(Added to NAC by St. Land Registrar by R222-97, eff. 3-5-98; A by R040-12, 9-14-2012)

NAC 321.315 “Division” defined. (§2 of ch. 361, Stats. 1995, as amended by §4 of ch. 25, Stats. 2001; §3 of ch. 514, Stats. 1999, as amended by §5 of ch. 25, Stats. 2001) “Division” means the Division of State Lands of the Department of Conservation and Natural Resources.

(Added to NAC by St. Land Registrar by R222-97, eff. 3-5-98)

NAC 321.323 “Local government” defined. (§2 of ch. 361, Stats. 1995, as amended by §4 of ch. 25, Stats. 2001; §3 of ch. 514, Stats. 1999, as amended by §5 of ch. 25, Stats. 2001) “Local government” means any political subdivision of this state, including, without limitation:

1. Counties;
2. Incorporated cities and towns, including Carson City;
3. Unincorporated towns; and
4. General improvement districts and other districts.

(Added to NAC by St. Land Registrar by R004-02, eff. 3-19-2002)

NAC 321.325 “Matching contribution” defined. (§2 of ch. 361, Stats. 1995, as amended by §4 of ch. 25, Stats. 2001; §3 of ch. 514, Stats. 1999, as amended by §5 of ch. 25, Stats. 2001) “Matching contribution” means money or anything of value, including, without limitation, the use of personnel, materials or equipment of the applicant.

(Added to NAC by St. Land Registrar by R222-97, eff. 3-5-98)

NAC 321.327 “Nonprofit organization” defined. (§2 of ch. 361, Stats. 1995, as amended by §4 of ch. 25, Stats. 2001; §3 of ch. 514, Stats. 1999, as amended by §5 of ch. 25, Stats. 2001) “Nonprofit organization” means an entity or organization that is exempt from taxation under section 501(c)(3) of the Internal Revenue Code, 26 U.S.C. § 501(c)(3).

(Added to NAC by St. Land Registrar by R004-02, eff. 3-19-2002)

NAC 321.330 “Project” defined. (§2 of ch. 361, Stats. 1995, as amended by §4 of ch. 25, Stats. 2001; §3 of ch. 514, Stats. 1999, as amended by §5 of ch. 25, Stats. 2001) “Project” means a project that is listed in the “Environmental Improvement Program” of the Tahoe Regional Planning Agency and may include a project for:

1. The improvement of water quality in the Lake Tahoe Basin; or
2. The restoration or enhancement of natural watercourses or stream environment zones in the Lake Tahoe Basin.

(Added to NAC by St. Land Registrar by R222-97, eff. 3-5-98; A by R004-02, 3-19-2002; R040-12, 9-14-2012)

NAC 321.332 “State agency” defined. (§2 of ch. 361, Stats. 1995, as amended by §4 of ch. 25, Stats. 2001; §3 of ch. 514, Stats. 1999, as amended by §5 of ch. 25, Stats. 2001) “State agency” means any agency, department or division of the executive department of this state. The term includes the University and Community College System of Nevada.

(Added to NAC by St. Land Registrar by R004-02, eff. 3-19-2002)

NAC 321.333 “Stream environment zone” defined. (§2 of ch. 361, Stats. 1995, as amended by §4 of ch. 25, Stats. 2001; §3 of ch. 514, Stats. 1999, as amended by §5 of ch. 25, Stats. 2001) “Stream environment zone” means an area that meets the criteria for a stream environment zone set forth by ordinance of the Tahoe Regional Planning Agency adopted pursuant to NRS 277.200.

(Added to NAC by St. Land Registrar by R004-02, eff. 3-19-2002; A by R040-12, 9-14-2012)

NAC 321.340 Award of grants of money; entry into contracts or agreements; matching contributions. (§2 of ch. 361, Stats. 1995, as amended by §4 of ch. 25, Stats. 2001; §3 of ch. 514, Stats. 1999, as amended by §5 of ch. 25, Stats. 2001)

1. The State Land Registrar will, pursuant to NAC 321.300 to 321.365, inclusive:

(a) Award grants of money from the sale of general obligation bonds of this State issued pursuant to section 1 of chapter 514, Statutes of Nevada 1999, and section 1 of chapter 431, Statutes of Nevada 2009, to; and

(b) Enter into contracts or agreements in accordance with section 3 of chapter 514, Statutes of Nevada 1999, as amended by section 5 of chapter 25, Statutes of Nevada 2001, with, state agencies, local governments, nonprofit organizations and other persons or entities to carry out projects.

2. An applicant for a grant of money pursuant to NAC 321.300 to 321.365, inclusive, shall provide a matching contribution to the project of not less than 25 percent of the total cost of the project, except that a state agency is not required to provide a matching contribution.

(Added to NAC by St. Land Registrar by R222-97, eff. 3-5-98; A by R022-00, 5-4-2000; R004-02, 3-19-2002; R040-12, 9-14-2012)

NAC 321.345 Grants of money: Solicitation of applications; initial determination of eligibility; submission and contents of application. (§2 of ch. 361, Stats. 1995, as amended by §4 of ch. 25, Stats. 2001; §3 of ch. 514, Stats. 1999, as amended by §5 of ch. 25, Stats. 2001)

1. The State Land Registrar will periodically:
 - (a) Solicit applications from state agencies, local governments, nonprofit organizations and other persons or entities for grants of money from the sale of general obligation bonds issued pursuant to section 1 of chapter 514, Statutes of Nevada 1999, and section 1 of chapter 431, Statutes of Nevada 2009; and
 - (b) Establish deadlines for the submission of those applications.
2. Before a state agency, a local government, a nonprofit organization or any other person or entity may submit an application for a grant of money for a proposed project, the state agency, local government, nonprofit organization or other person or entity must submit a preapplication to the Division for an initial determination by the State Land Registrar of the eligibility of the proposed project to qualify for a grant. In making an initial determination of the eligibility of a proposed project to qualify for a grant, the State Land Registrar will consider the following criteria, without limitation:
 - (a) Whether the proposed project is listed in the "Environmental Improvement Program" of the Tahoe Regional Planning Agency;
 - (b) Whether the proposed project is of benefit to the general public as determined by the State Land Registrar; and
 - (c) Whether the proposed project will treat stormwater runoff that impacts surface water bodies or Lake Tahoe.Upon the initial determination by the State Land Registrar that a project is eligible to qualify for a grant, the applicant may submit an application for a grant of money for the proposed project.
3. An application by a state agency, a local government, a nonprofit organization or any other person or entity for a grant pursuant to NAC 321.300 to 321.365, inclusive, must be submitted to the Division and include, without limitation:
 - (a) A completed application package on forms provided by the Division;
 - (b) The amount of money requested for the project;
 - (c) The total projected cost of the project, including, without limitation, the estimated costs for planning, design, acquisition and construction;
 - (d) A detailed description of:
 - (1) If the applicant is a local government, a nonprofit organization or any other person or entity other than a state agency, the matching contribution that is required for the project pursuant to NAC 321.340; or
 - (2) If the applicant is a state agency, the matching contribution obtained for the project, if any;
 - (e) A detailed description of the project;
 - (f) Identification of any land, lease or easement that must be acquired to carry out the project;
 - (g) A map of the location of the project;
 - (h) A statement regarding the conformity of the project to all applicable local and regional land use plans;
 - (i) Evidence that the project is included within the "Environmental Improvement Program" of the Tahoe Regional Planning Agency;
 - (j) A plan for the operation and maintenance of the project for a period of not less than 20 years;
 - (k) If the project will impact how stormwater is transmitted to surface water bodies and Lake Tahoe, a detailed description of the impact;

(l) A detailed description of how the project conforms to the guidelines and objectives described in the application package; and

(m) A detailed description of the environmental and public benefits of the project.

(Added to NAC by St. Land Registrar by R222-97, eff. 3-5-98; A by R022-00, 5-4-2000; R004-02, 3-19-2002; R040-12, 9-14-2012)

NAC 321.355 Criteria for evaluation of projects. (§2 of ch. 361, Stats. 1995, as amended by §4 of ch. 25, Stats. 2001; §3 of ch. 514, Stats. 1999, as amended by §5 of ch. 25, Stats. 2001)

1. The State Land Registrar will appoint a Technical Advisory Committee. The members of the Committee serve at the pleasure of the State Land Registrar.

2. For each periodic solicitation of applications by the State Land Registrar pursuant to subsection 1 of NAC 321.345, the Committee shall:

(a) Evaluate the feasibility of each project for which the Division has received an application pursuant to the solicitation and the estimated costs and benefits of the project pursuant to the following criteria:

(1) The benefit to the water quality of Lake Tahoe, including, without limitation, how the project:

(I) Will address a significant problem relating to water quality;

(II) Will result in a demonstrated reduction in the total maximum daily load for stormwater pollutants of concern as determined by the Division of Environmental Protection of the State Department of Conservation and Natural Resources, in surface water bodies and Lake Tahoe; and

(III) Will address impaired stream environment zones.

(2) The adequacy of the design of the project, including, without limitation, whether the proposed project:

(I) Incorporates cost-effective measures and innovative approaches to target stormwater pollutants; and

(II) Restores, preserves and enhances stream environment zones to the maximum extent possible.

(3) The comprehensive approach of the project, including, without limitation, whether all identifiable pollutant issues relating to water quality are considered in the project.

(4) The long-term viability of the project, including, without limitation, the ability of the applicant to inspect, operate and maintain the project.

(5) The ability of the applicant to carry out the project in a timely manner.

(6) If appropriate, whether the project includes any monitoring system for assessing the effectiveness of the project and the project's components.

(7) The amount of cooperation and support for the project from persons other than the applicant, including, without limitation:

(I) Federal, state and local governmental agencies; and

(II) Private landowners.

(8) The amount of a matching contribution to the project that will be provided by the applicant.

(9) The benefits to the public.

(10) The extent that the project meets the objectives and guidelines set forth in the application package provided by the Division.

- (b) Recommend to the State Land Registrar the amount of a grant, if any, for the project.
 - (c) Prepare a preliminary list that ranks projects for which applications have been submitted pursuant to a solicitation in order of priority for the awarding of grants.
 - 3. The Division shall make the preliminary list of prioritized projects prepared by the Committee pursuant to paragraph (c) of subsection 2 available for public review and comment.
 - 4. The State Land Registrar will hold one or more hearings with respect to a preliminary list if the State Land Registrar deems it necessary.
 - 5. The State Land Registrar will:
 - (a) Prepare a final list of prioritized projects for the award of grants based on public comments and any recommendations received from the Committee; and
 - (b) Make the final list of prioritized projects available to the public.
- (Added to NAC by St. Land Registrar by R222-97, eff. 3-5-98; A by R004-02, 3-19-2002; R040-12, 9-14-2012)

NAC 321.360 Agreement between state land registrar and recipient of grant. (§2 of ch. 361, Stats. 1995, as amended by §4 of ch. 25, Stats. 2001; §3 of ch. 514, Stats. 1999, as amended by §5 of ch. 25, Stats. 2001)

- 1. The State Land Registrar will appoint a Technical Advisory Committee. The members of the Committee serve at the pleasure of the State Land Registrar.
- 2. For each periodic solicitation of applications by the State Land Registrar pursuant to subsection 1 of NAC 321.345, the Committee shall:
 - (a) Evaluate the feasibility of each project for which the Division has received an application pursuant to the solicitation and the estimated costs and benefits of the project pursuant to the following criteria:
 - (1) The benefit to the water quality of Lake Tahoe, including, without limitation, how the project:
 - (I) Will address a significant problem relating to water quality;
 - (II) Will result in a demonstrated reduction in the total maximum daily load for stormwater pollutants of concern as determined by the Division of Environmental Protection of the State Department of Conservation and Natural Resources, in surface water bodies and Lake Tahoe; and
 - (III) Will address impaired stream environment zones.
 - (2) The adequacy of the design of the project, including, without limitation, whether the proposed project:
 - (I) Incorporates cost-effective measures and innovative approaches to target stormwater pollutants; and
 - (II) Restores, preserves and enhances stream environment zones to the maximum extent possible.
 - (3) The comprehensive approach of the project, including, without limitation, whether all identifiable pollutant issues relating to water quality are considered in the project.
 - (4) The long-term viability of the project, including, without limitation, the ability of the applicant to inspect, operate and maintain the project.
 - (5) The ability of the applicant to carry out the project in a timely manner.
 - (6) If appropriate, whether the project includes any monitoring system for assessing the effectiveness of the project and the project's components.

(7) The amount of cooperation and support for the project from persons other than the applicant, including, without limitation:

- (I) Federal, state and local governmental agencies; and
- (II) Private landowners.

(8) The amount of a matching contribution to the project that will be provided by the applicant.

(9) The benefits to the public.

(10) The extent that the project meets the objectives and guidelines set forth in the application package provided by the Division.

(b) Recommend to the State Land Registrar the amount of a grant, if any, for the project.

(c) Prepare a preliminary list that ranks projects for which applications have been submitted pursuant to a solicitation in order of priority for the awarding of grants.

3. The Division shall make the preliminary list of prioritized projects prepared by the Committee pursuant to paragraph (c) of subsection 2 available for public review and comment.

4. The State Land Registrar will hold one or more hearings with respect to a preliminary list if the State Land Registrar deems it necessary.

5. The State Land Registrar will:

(a) Prepare a final list of prioritized projects for the award of grants based on public comments and any recommendations received from the Committee; and

(b) Make the final list of prioritized projects available to the public.

(Added to NAC by St. Land Registrar by R222-97, eff. 3-5-98; A by R004-02, 3-19-2002; R040-12, 9-14-2012)

NAC 321.365 Authorized and prohibited uses of grant. (§2 of ch. 361, Stats. 1995, as amended by §4 of ch. 25, Stats. 2001; §3 of ch. 514, Stats. 1999, as amended by §5 of ch. 25, Stats. 2001)

1. Except as otherwise provided in subsection 2, the recipient of a grant pursuant to NAC 321.300 to 321.365, inclusive, may use the money from the grant to pay for:

(a) All expenses related directly to the project, including, without limitation, expenses related to the planning, design and construction of the project;

(b) Monitoring the effectiveness of projects funded pursuant to section 3 of chapter 514, Statutes of Nevada 1999, if the State Land Registrar determines such monitoring to be necessary; and

(c) The administrative costs of the project, not to exceed 5 percent of the cost of the project to the State.

2. The recipient of a grant pursuant to NAC 321.300 to 321.365, inclusive, shall not use the money from the grant to pay for:

(a) Any planning activities which are not directly related to the design, engineering and implementation of the project;

(b) The purchase of new equipment, unless the State Land Registrar has determined that the purchase of the new equipment is necessary to monitor the effectiveness of the project;

(c) Paving, unless the paving is approved by the State Land Registrar to address water quality issues;

(d) The acquisition of land, unless such an acquisition is determined by the State Land Registrar to be an integral component of the project;

(e) Any work required by a public agency as mitigation or as a condition of the approval of any other project;

(f) Any component of the project that is determined by the State Land Registrar not to benefit the public;

(g) Installation of best management practices on private property as required by the Tahoe Regional Planning Agency; or

(h) Any other expenses determined by the State Land Registrar not to be necessary to carry out the purposes of this chapter.

(Added to NAC by St. Land Registrar by R222-97, eff. 3-5-98; A by R004-02, 3-19-2002; R040-12, 9-14-2012)

**State of Nevada
Division of State Lands**

**WATER QUALITY AND EROSION CONTROL
GRANT APPLICATION**

for

***Lower Wood Creek Phase I Water Quality Improvement Project
EIPNo.01.01.01.0111***

Submitted:
November 16, 2017

Revised:
February 23, 2018

Prepared by:

Washoe County Community Services Department
Engineering and Capital Projects Division

1001 E. Ninth Street, PO Box 11130
Reno, NV 89520

1 Project Schedule

The Lower Wood Creek Phase I Water Quality Improvement Project (WQIP) is currently in the scoping and funding stage. Planning and design phases of the project are proposed to occur March 2018 through March 2020 with project construction anticipated during the 2020 construction season (May 1 – October 15). The proposed schedule is based on funding being available by March 1, 2018 and a project consultant selected shortly thereafter.

Table 1 provides a more detailed preliminary schedule that shows the progression of Lower Wood Creek Phase I project from the planning phase through construction and project closeout.

Table 1. Proposed Project Schedule

Project Phases and Tasks	Dates
Project Scoping and Funding	October 2017 – February 2018
Planning	March 2018 – March 2020
Surveying & Mapping	May 2018 – October 2018
TMDL Existing Conditions and Report	April 2018 – July 2018
PLRM Alternatives (FEA)	August 2018 – November 2018
Stakeholder Facilitation & Public Participation	March 2018 – March 2020
Environmental Documentation	May 2018 – March 2020
Regulatory Compliance & Permitting	May 2018 – March 2020
Design	December 2018 – March 2020
Design (30%, 60%, and 90%)	December 2018 – November 2019
Construction Plans, Specifications, & Estimates (100%)	December 2019 – February 2020
Advertise and Bid	February 2020 – April 2020
Construction	April 2020 – December 2020
Construction	May 2020 – October 2020
Construction Management	April 2020 – December 2020
Project Management/Coordination	March 2018 – March 2021
Register Lake Clarity Credits	August 2020 – February 2021
Project Closeout	October 2020 – March 2021

2 Project Participants

The following list identifies anticipated project partners (individuals and organizations) and their project roles.

2.1 Project Partners

- Ben Jesch, P.E.; Joaquin Tabbada, CFM and Kristine Klein, P.E., Washoe County Community Services Department Engineering and Capital Projects Division - Project Proponent
- Rich Thomsen and Ross Heppe, Washoe County Community Services Department Operations Division - Project Proponent
- Meredith Gosejohan, Nevada Division of State Lands (NDSL) - Funding Partner

- Ed Skudlarek, Nevada Division of Environmental Protection (NDEP) - TAC Member
- Nevada Department of Transportation (NDOT) - TAC Member (Staff to be determined)
- Tahoe Regional Planning Agency (TRPA) - TAC Member (Staff to be determined)
- Michael Lefrancois, Incline Village General Improvement District (IVGID) – TAC Member
- Washoe County Project Consultant – to be determined
- Domi Fellers, Nevada Tahoe Conservation District (NTCD) - Washoe County PLRM Consultant

3 Project Summary

3.1 Project Description

The Lower Wood Creek Phase I WQIP I is located in the highly urbanized core of Incline Village. The project was selected based on information in the PLRM V2.1 Recalculated Baseline Pollutant Loads for Washoe County and the Nevada Department of Transportation (NTCD, 2016 [Baseline Report]). Land uses include commercial, multi-family residential and single family residential, with large amounts of impervious area. Wood Creek flows through the eastern edge of the project, and the project area is directly connected to both Wood Creek and Lake Tahoe (see Figure 1).

Contributing drainage areas, estimated fine sediment (FSP) load rank, and catchment connectivity have been defined in the Baseline Report, and these criteria provide the basis for project development. Three catchments from the Baseline Report, J01, C04 and C07 make up the project area. State Route 28 crosses through the project area and falls under the jurisdiction of NDOT. Washoe County will coordinate with NDOT prior to providing treatment of any stormwater runoff originating from State Route 28. Figure 2 depicts the FSP load rank (lbs/yr/acre) for the catchments in the Lower Wood Creek WQIP, and Figure 3 highlights specific water quality problem areas identified by field inspections. Notable water quality concerns within the project area include unprotected and erodible road shoulders that experience heavy parking pressure; bare earth ditches that serve as the primary drainage conveyance; and Wood Creek culverts with limited ability to convey greater than the average annual creek flow. The project area is moderately steep with existing stormwater infrastructure that drains directly to Wood Creek or Lake Tahoe. See Attachment B for photos of typical source control, conveyance and erosion problems within the project (see Figure 5 for photo locations).

Heavy parking demand on the unprotected road shoulders in the project area results in tracking of FSP to the paved roadway. That FSP is then washed into the existing conveyance system (consisting mainly of bare earth ditches) during runoff events. Although some ponding may occur in some ditches throughout the project area, most ditches have flow velocities such that FSP will remain suspended in the runoff and not drop out before discharging to Wood Creek or Lake Tahoe. The steeper unlined ditches show evidence of flow velocities that are erosive, and ditch erosion contributes additional FSP load to the runoff.

The project area includes six roadway crossings of Wood Creek. At all locations, unprotected roadway shoulders drain directly into the creek, and bare dirt parking areas on Alder Avenue also drain directly to Wood Creek. In addition to the introduction of FSP to Wood Creek directly from the roadway, minimal

culvert capacity is available at several of the culvert crossings. Although the Wood Creek channel seems relatively stable in the project area, the existing culvert crossings are such that a high flow event (such as a thunderstorm) would likely create a new source of FSP loading to Lake Tahoe. As the capacity of these crossings is exceeded, creek flows will spread laterally along the upstream edge of the road before overtopping and likely result in significant erosion to the existing roadbed with downstream deposition of sediment. Both the erosion caused by the roadway overtopping and downstream deposition will provide new FSP sources until they can be stabilized.

Washoe County has voluntarily entered an Interlocal Agreement to Implement the Lake Tahoe Total Maximum Daily Load (NDEP & Washoe County, 2016 [ILA]), which requires Washoe County to reduce the amount of FSP in urban stormwater runoff. Although improvements implemented with Lower Wood Creek Phase I will be directly focused on reducing FSP loads, reducing FSP is likely to result in some reductions in nitrogen and phosphorous. Changes to nitrogen and phosphorus loading will be reported in all PLRM modeling for the project.

Pollutant controls and stormwater treatment facilities expected to be constructed with this project include source control, conveyance improvements, and infiltration (see Figure 4). Most road shoulders within the project are unprotected and/or erodible. Shoulder stabilization that includes an infiltration component will be considered in these areas. Ditch lining will be considered for bare earth ditches with erosive velocities, and infiltration will be explored for the ditches with flatter slopes and those ditches draining directly to Wood Creek. Public parcels within the project area will be assessed to determine if they are appropriate locations for infiltration basin installations. Wood Creek crossings will be analyzed to determine how to best treat runoff before it discharges to the creek and how to minimize erosion that will occur when culvert capacities are exceeded. This is likely to include installation of curb and gutter to protect the road shoulder and redirect roadway runoff at each culvert and installation of lined channels and infiltration facilities immediately upstream of discharge points to the creek. Wood Creek culvert improvements may be investigated to minimize the impacts of the limited capacity of the existing culverts.

Due to limitations in available funding, the total project cost has been reduced approximately four percent, from \$3,000,000 in the original grant application to \$2,887,000 in the revised grant application. The proposed pilot installation of porous pavement has been removed from the project, and the estimated number of infiltration chambers and quantity of storm drain pipe have been reduced slightly. Although quantities in the Construction Cost estimate have been updated to reflect these deletions (see Table 2), Figure 4 continues to include all improvements originally proposed. Any cost savings realized throughout the planning and design process may be used to add these features back to the project.

3.2 Project Priority

In the Annual Stormwater Report for Water Year 2016 (Washoe County, 2017), Washoe County identified Lower Wood Creek Phase I WQIP as the next water quality improvement project to be implemented. This is a high priority project due to a relatively high FSP load that is directly connected to Lake Tahoe. In addition to the FSP and connectivity rankings from the Baseline Report, the project includes public parcels

that provide opportunity for project improvements, and is it located in an area that is not currently under development.

4 Conceptual Project Goals, Objectives, and Anticipated Results

The Lower Wood Creek Phase I WQIP will be implemented to meet Washoe County's ILA under the Lake Tahoe TMDL load reduction requirements. Water quality and lake clarity will be improved by removing fine sediment particles from urban stormwater runoff before it flows from the Washoe County right-of-way into Lake Tahoe. Specific project goals are presented below.

GOAL #1: Implement the Lake Tahoe Total Maximum Daily Load

The primary project goal is to implement the Lake Tahoe Total Maximum Daily Load (TMDL) in accordance with the ILA. This agreement guides Washoe County's efforts to improve Lake Tahoe's water quality by reducing pollutants of concern in urban stormwater runoff before it enters Lake Tahoe. The Lower Wood Creek Phase I project will plan, design and construct capital improvements that reduce the amount of fine sediment particles in urban stormwater runoff. The improvements will be registered in the Lake Clarity Crediting Program and maintained to provide annual Lake Clarity Credit awards.

GOAL #2: Provide for Public Safety

The second goal is to design a project that has no adverse effect on public safety. Stormwater facilities are often surface features installed adjacent to public roads, and as such, should not pose a hazard to the public. All treatment BMPs within and immediately adjacent to the public road right-of-way will be designed in compliance with American Association of State Highway and Transportation Officials (AASHTO) criteria. AASHTO criteria will be discussed early in the planning process to ensure design does not proceed without addressing public safety.

GOAL #3: Cost Effectiveness

Goal three is to utilize project funds in the most cost effective manner to meet the other project goals. This includes streamlining the project delivery process where possible. Although grant application guidance encourages utilizing the Pollutant Load Reduction Model (PLRM) to develop and select project alternatives, Washoe County strongly recommends relying on the design team's professional judgement (based on documented load reductions achieved with past projects developed using the PLRM and registered to obtain Lake Clarity Credits) to develop one alternative that will provide maximum load reductions considering both construction costs and long term maintenance costs. Allowing this type of qualitative approach to develop one project alternative will result in cost savings during the planning phase and increase funds available for construction. If a single-alternative, qualitative approach is approved for this project, we anticipate lower planning costs than shown in the cost estimate in Table 2. Additionally, the County will only evaluate alternatives that comply with AASHTO criteria discussed in Goal #2; resources will not be expended to assess treatment types where sufficient right-of-way is unavailable.

GOAL #4: Collaboration and Coordination

The fourth goal is to collaborate where appropriate and coordinate with other public agencies and private property owners on opportunities to improve water quality within the project area.

GOAL #5: Complete TRPA EIP #01.01.01.0111

Lower Wood Creek Phase I WQIP is on the Tahoe Regional Planning Agency 5-year list as EIP #01.01.01.0111 as an unfunded project. Project progress will be tracked in TRPA's EIP Tracker to confirm completion of the project.

5 Operations and Maintenance

Washoe County will maintain the project facilities in a functioning condition for a minimum of 20 years after construction. In addition, facilities with a lifespan of more than 20 years will be maintained for the life of the facility. Inspection and maintenance schedules will be based on Best Management Practices Rapid Assessment Method (BMP RAM) requirements developed for the Lake Clarity Crediting Program. This includes annual inspection (and cleaning, as necessary) of all stormwater treatment facilities registered under the Lower Wood Creek Phase I WQIP. Order of magnitude operations and maintenance costs for this size of project are estimated to be \$10,000 per year. Washoe County is currently working to better track and report annual maintenance costs associated with implementation of the Lake Tahoe TMDL. This information will continue to be refined and updated annually in Washoe County's stormwater report.

Development of the final Operations and Maintenance Plan will occur during the design phase of the project and be uploaded to Lake Tahoe Info Stormwater Tools (<https://stormwater.laketahoeinfo.org/>) with the project registration. This includes establishment of benchmark and threshold values for each registered treatment facility and entry of the treatment BMP data into the Lake Tahoe Info Stormwater Tools online database. Project registration is proposed to occur shortly after construction and before project closeout. After registration, and on an annual basis, all inspection, operation, and maintenance data required by the Lake Clarity Crediting Program will be uploaded into Lake Tahoe Info Stormwater Tools, and any noteworthy issues will be summarized in Washoe County's annual stormwater report.

6 Cost Estimate

A preliminary cost estimate based on conceptual improvements is provided in Table 2. Due to funding constraints, proposed construction costs have been reduced from \$2,285,000 in the original grant application to \$2,172,000, which reflects the deleted facilities as described in Section 3.1 of this revised application. The estimate includes anticipated costs for the planning, design, PLRM development and catchment registration, construction, and construction management activities required to implement Lower Wood Creek Phase I WQIP. Costs for planning, PLRM development and catchment registration, and design are based on Washoe County's past project experience while construction costs are based on 2017 bid estimates. Construction items represent stormwater treatments that are appropriate for the Lower Wood Creek project location and runoff volumes and have reasonable annual maintenance costs. See

Section 3.1 and Figure 4 for description and locations of proposed facilities. All costs are preliminary and subject to change as the project is developed.

Table 2. Preliminary Estimate of Planning, Design, and Construction Costs

PLANNING, DESIGN, AND PERMITTING					
ITEM NUMBER	TASK				ITEM TOTAL
1	PLANNING & ALTERNATIVES ANALYSIS				\$ 125,000
2	PLRM DEVELOPMENT & CATCHMENT REGISTRATION				\$ 50,000
3	DESIGN				\$ 275,000
4	REGULATORY COMPLIANCE & PERMITTING				\$ 50,000
	SUBTOTAL				\$ 500,000

CONSTRUCTION COST					
ITEM NUMBER	QTY	UNIT	DESCRIPTION	UNIT COST	ITEM TOTAL
1	1	LS	MOBILIZATION AND DEMOBILIZATION	\$ 360,000.00	\$ 360,000
2	1	LS	TEMPORARY BMPS & POLLUTION CONTROL	\$ 150,000.00	\$ 150,000
3	1	LS	TRAFFIC CONTROL	\$ 230,000.00	\$ 230,000
4	10,000	SF	AC PAVEMENT (repair due to BMP installation)	\$ 10.00	\$ 100,000
5	500	LF	CURB AND GUTTER/AC BERM	\$ 45.00	\$ 22,500
6	12,700	LF	SHOULDER STABILIZATION	\$ 4.00	\$ 50,800
7	614	LF	LINED CHANNEL	\$ 68.00	\$ 41,752
8	16	EA	INFILTRATION CHAMBERS	\$ 2,800.00	\$ 44,800
9	882	LF	STORM DRAIN PIPE	\$ 150.00	\$ 132,344
10	10	EA	STORM DRAIN MANHOLES	\$ 6,000.00	\$ 60,000
11	10	EA	CATCH BASINS	\$ 3,900.00	\$ 39,000
12	2	EA	WATER QUALITY TREATMENT BASIN	\$ 142,000.00	\$ 284,000
13	3	EA	CULVERT IMPROVEMENTS IN WOOD CR SEZ ZONE	\$ 100,000.00	\$ 300,000
14	3,000	SF	ROCK SLOPE PROTECTION (RIP RAP)	\$ 12.50	\$ 37,500
15	4,000	SY	REVEGETATION TREATMENT	\$ 9.00	\$ 36,000
	15% CONTINGENCY				\$283,304
	SUBTOTAL				\$2,172,000

CONSTRUCTION MANAGEMENT					
ITEM NUMBER	TASK				ITEM TOTAL
1	INSPECTIONS/TESTING/CM				\$ 175,000
2	AGENCY COORDINATION AND MEETINGS				\$ 20,000
3	CONSTRUCTION ADMINISTRATION				\$ 20,000
	SUBTOTAL				\$ 215,000

SUMMARY					
ITEM NUMBER	TASK				ITEM TOTAL
1	PLANNING, DESIGN, AND PERMITTING				\$ 500,000
2	CONSTRUCTION COST				\$ 2,172,000
3	CONSTRUCTION MANAGEMENT				\$ 215,000
	TOTAL				\$ 2,887,000

On prior water quality improvement projects, Washoe County has been reimbursed by project grant funds for staff costs related directly to project planning, design and construction management; however, the County is now able to cover these costs and provide them as in-kind match. Anticipated funding sources are listed in Table 3. Washoe County proposes using TRPA Mitigation Funds and in-kind match to provide the required 25% matching funds for the project. Although the County cannot provide a cash match to get the project total to \$3,000,000, our in-kind match of staff costs results in the same effect. Rather than using grant funds to reimburse Washoe County staff costs of \$115,000, the County will provide these costs as match. Additionally, Washoe County will waive grant administration costs for this project (typically 5% of the State share of the project costs). Instead, the County will include its indirect cost rate in calculating the amount of in-kind match, and match funds will include staff costs related to grant administration (including grant reporting, reimbursement requests, and management of project consultant contracts).

Table 3. Proposed Project Funding Sources

Funding Source	Amount	Percentage
Nevada Tahoe Bond Funds	\$2,165,000	75%
Washoe County In-Kind Match	\$115,500	4%
TRPA Mitigation Funds	\$606,500	21%
Total	\$2,887,000	100%

7 Easements/Acquisition

As the project planning progresses, parcels owned by public agencies may be considered for project improvement. Washoe County anticipates that all improvements will be constructed within County right-of-way or on other publicly owned land where water quality improvements are considered a preferred use. Any improvements made on non-County lands will be permitted by the corresponding agency and will be included on the technical advisory committee (TAC). Temporary rights of entry and/or construction easements may be required in various areas to facilitate access and construction mobility. Design of the project will consider these impacts and minimize the number of temporary easements.

8 Conformity

The Lower Wood Creek Phase I WQIP will conform to all applicable local and regional land use plans.

9 References

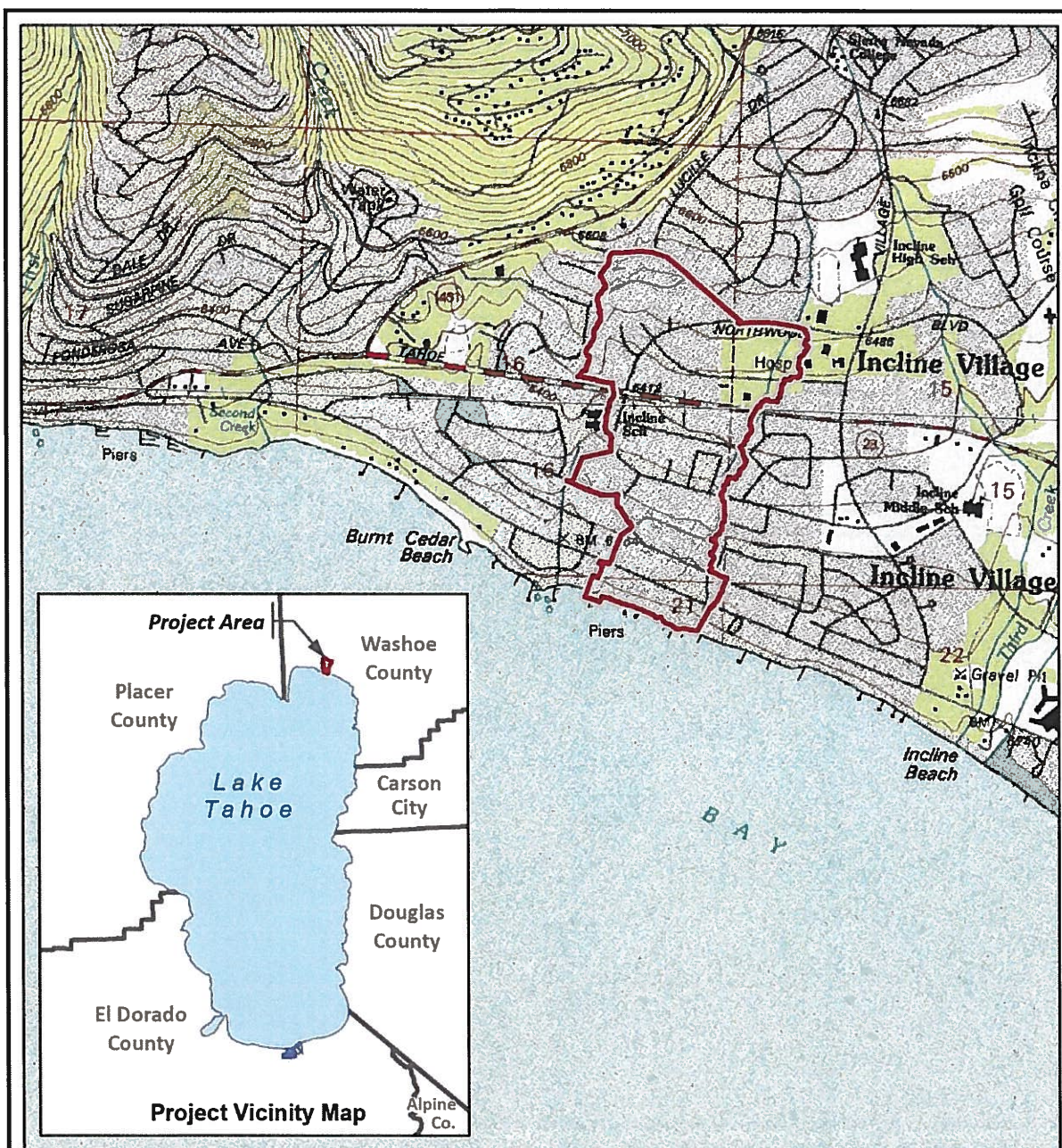
Interlocal Agreement to Implement the Lake Tahoe Total Maximum Daily Load, 2016. Nevada Division of Environmental Protection and Washoe County. October 2016.

Nevada Tahoe Conservation District, 2016. PLRM V2.1 Recalculated Baseline Pollutant Loads for Washoe County and the Nevada Department of Transportation. September 2016.

Washoe County, 2017. Annual Stormwater Report for Water Year 2016, October 1, 2015 – September 30, 2016. Revised April 21, 2017.

Attachment A

Figures



Lower Wood Creek Phase I Water Quality Improvement Project

Figure 1 Project Location Map



Project Area

USGS Map Reference
Marlette Lake, NV 1992
Mount Rose, NV 1992

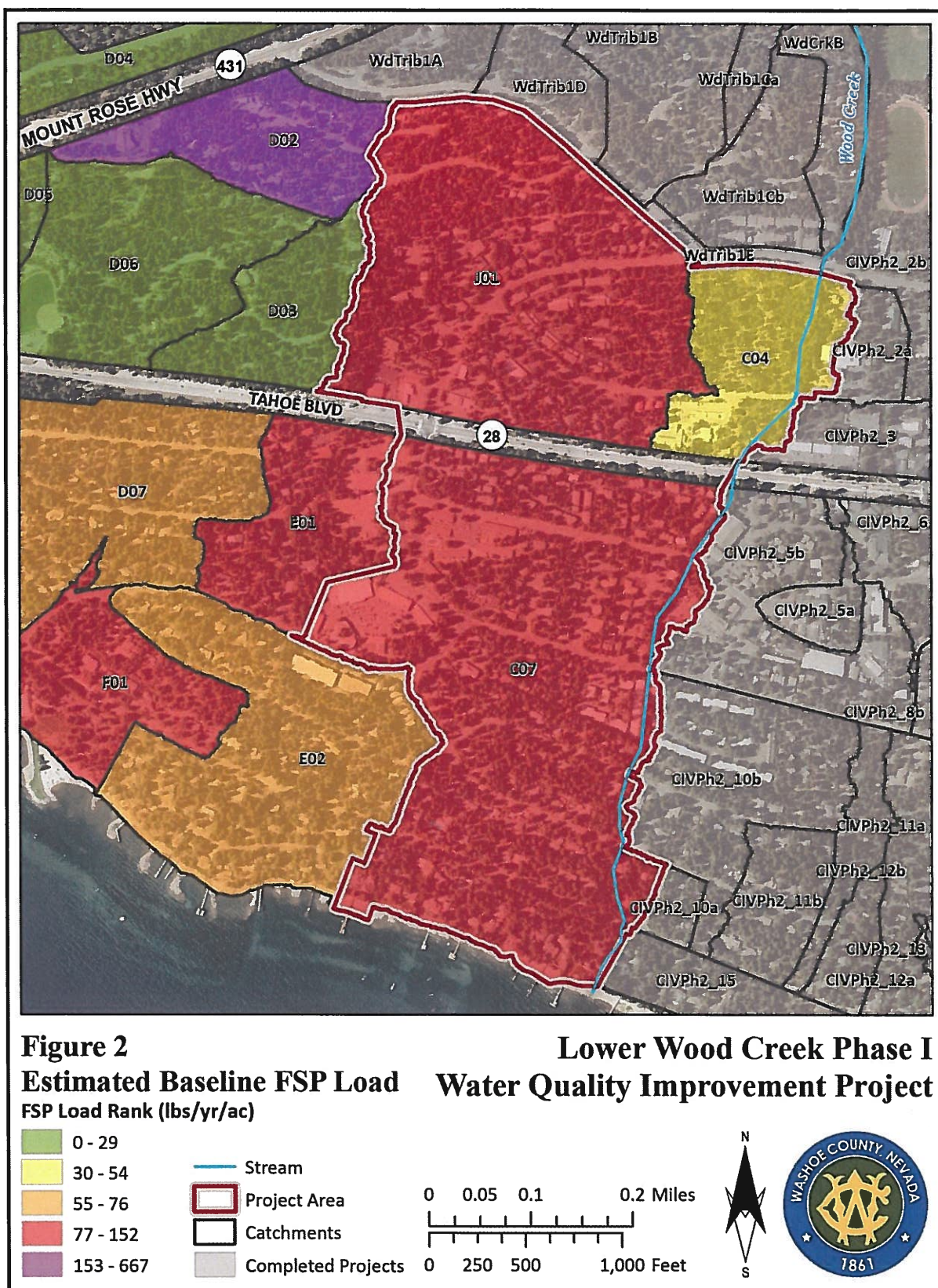
0 0.125 0.25 0.5 Miles

A horizontal number line representing distance in feet. The line starts at 0 and ends at 4,000. Major tick marks are labeled at 0, 1,000, 2,000, and 4,000. There are four minor tick marks between each major tick mark, representing 250-foot intervals. A bracket is drawn above the line, starting at 0 and ending at the 2,500-foot mark.



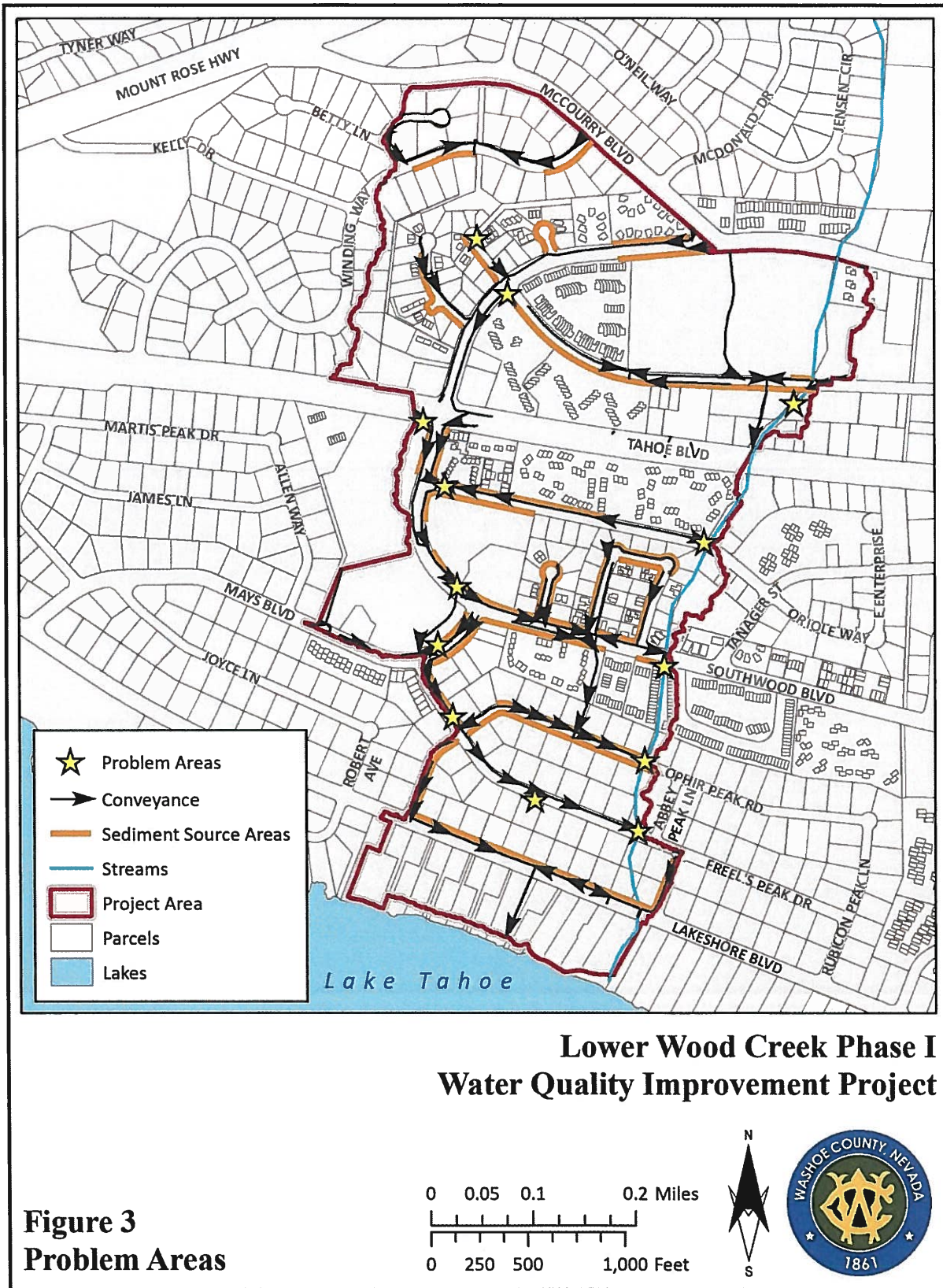
Path: \\wcdatalgisdata1\benj\MapRequest\GrantAppMaps\Map1_NTCD_Basemap1.mxd

Washoe County GIS, 11/15/2017

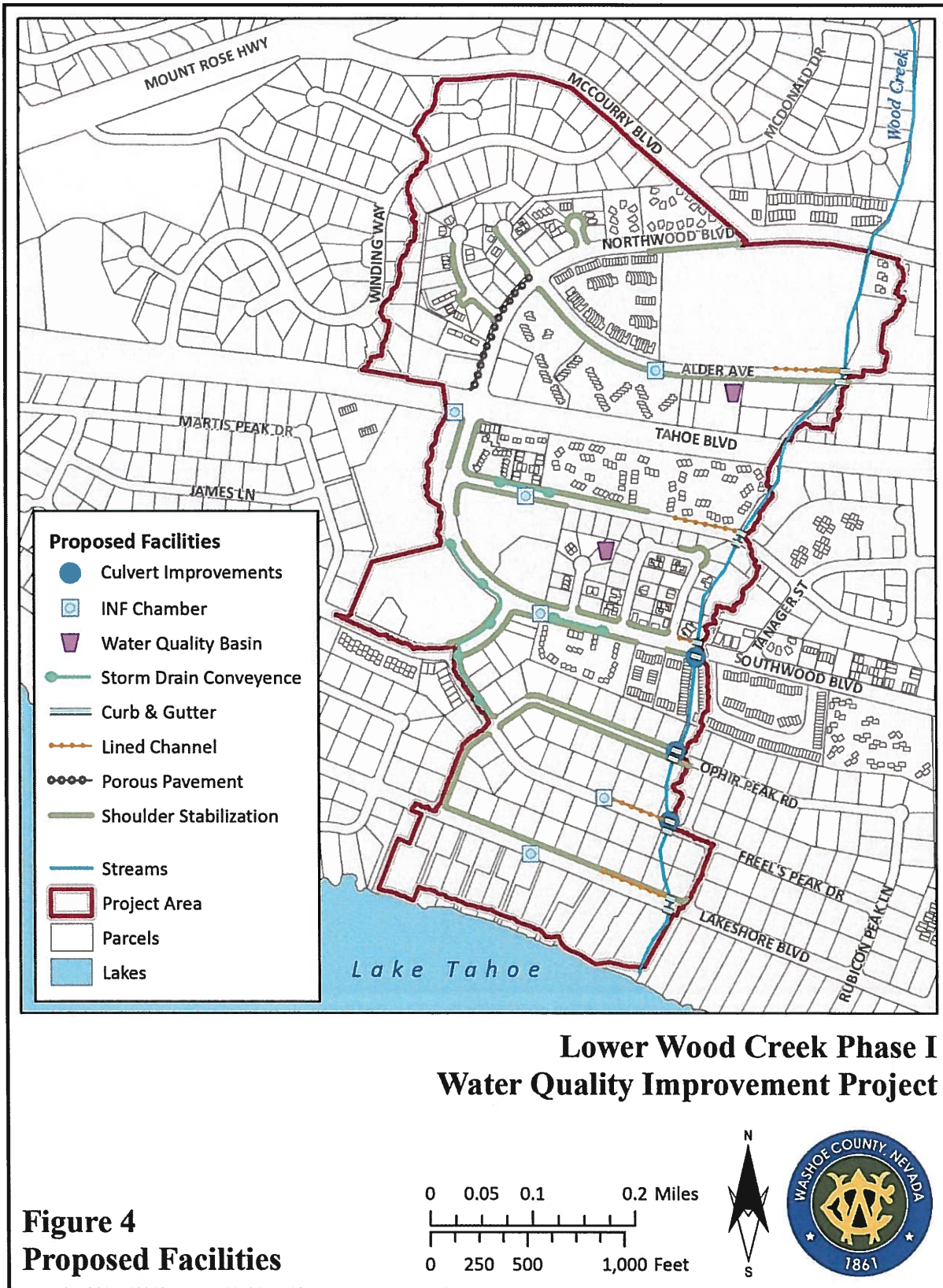


Path: \\wcd\gisdata\1benj\MapRequest\GrantAppMaps\Map2_NTCD_BaselineFSP.mxd

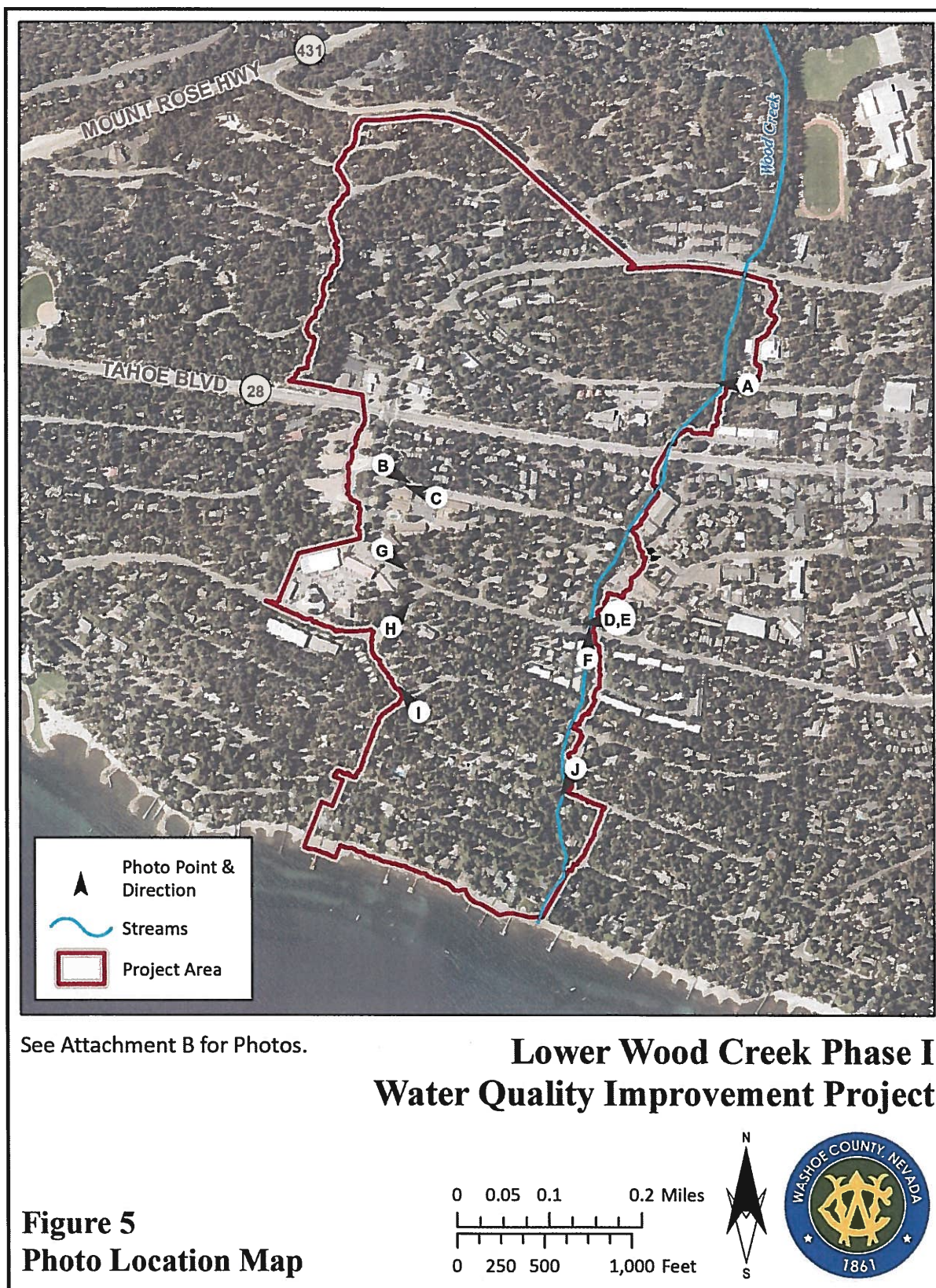
Washoe County GIS, 11/16/2017



Path: \\wccdata\gisdata\1\benj\MapRequest\GrantAppMaps\Map3_NTCD_Flow_ProblemAreas.mxd Washoe County GIS, 11/16/2017



Path: \\wccdata\gisdata1\benj\MapRequest\GrantAppMaps\Map4_NTCD_ProposedFacilities.mxd Washoe County GIS, 11/16/2017



Path: \\wcd\gisdata\1\benj\MapRequest\GrantAppMaps\Map5_NTCD_PhotoLocations.mxd

Washoe County GIS, 11/16/2017

Attachment B

Project Area Photos (See Figure 5 for Photo Locations)




Photo A. Unprotected shoulder draining to Wood Creek at Alder Avenue




Photo B. Bare earth ditch on Oriole Way




Photo C. Unprotected shoulder on Oriole Way




Photo D. Bare earth ditch on Southwood Boulevard




Photo E. Bare earth ditch on Southwood Boulevard discharging directly to Wood Creek




Photo F. Wood Creek culvert outlet at Southwood Boulevard




Photo G. Bare earth ditch on Southwood Boulevard




Photo H. Bare earth ditch on Mays Boulevard




Photo I. Bare earth ditch on Freel's Peak Drive




Photo J. Wood Creek culvert inlet on Freel's Peak Drive