

Jail Status Report

FY 18/19 First Quarter

Presented by: Captain Jeff Clark



Welfare of the Inmates

- ▶ Welfare of inmates in custody include these factors:
 - ▶ Health of inmates
 - ▶ Access to medical care
 - ▶ Infectious disease and vermin control
 - ▶ Food services
 - ▶ Environmental controls
 - ▶ Safety of inmates
 - ▶ Out of cell time

Welfare of the Inmates

- ▶ Partnership with No NV HOPES a success so far
- ▶ 251 inmates had active Medicaid and EBT services upon release
- ▶ 350 referrals to Northern Nevada HOPES since April 2018
- ▶ HOPES Release Program enhancement in October: van picks up inmates requesting their services upon release
- ▶ 31 inmates were transferred to HOPES Release Program in October

Welfare of the Inmates

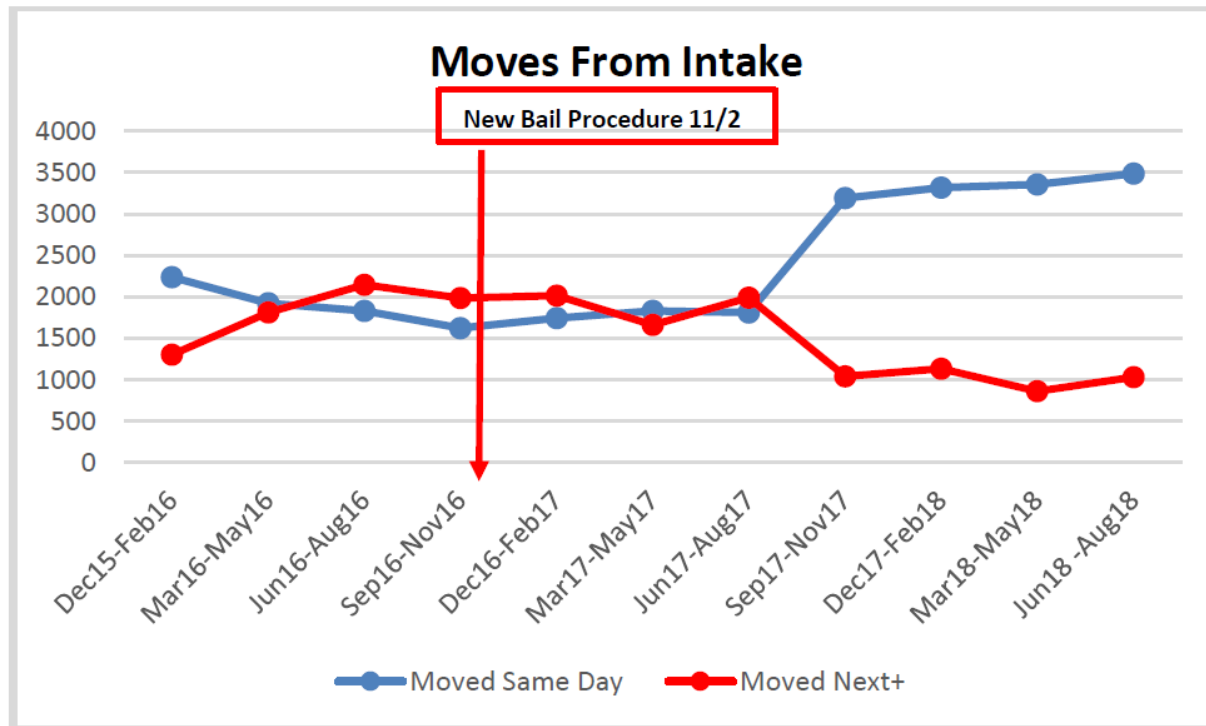
- ▶ Working with NaphCare to develop a medicated assisted treatment (MAT) program
- ▶ MAT program will establish protocols for treating inmates with opioid, alcohol, and other withdrawal symptoms
- ▶ MAT program will also offer continued care for successful candidates for drug treatment

Welfare of the Inmates

- ▶ Jail continues to see increase in arrestees with mental illness, homelessness, and drug addiction
- ▶ Staff continuously works with Reno & Sparks to increase available resources for inmates
- ▶ Establishing “warm hand-offs” from the jail to beneficial services in the community

Booking Data

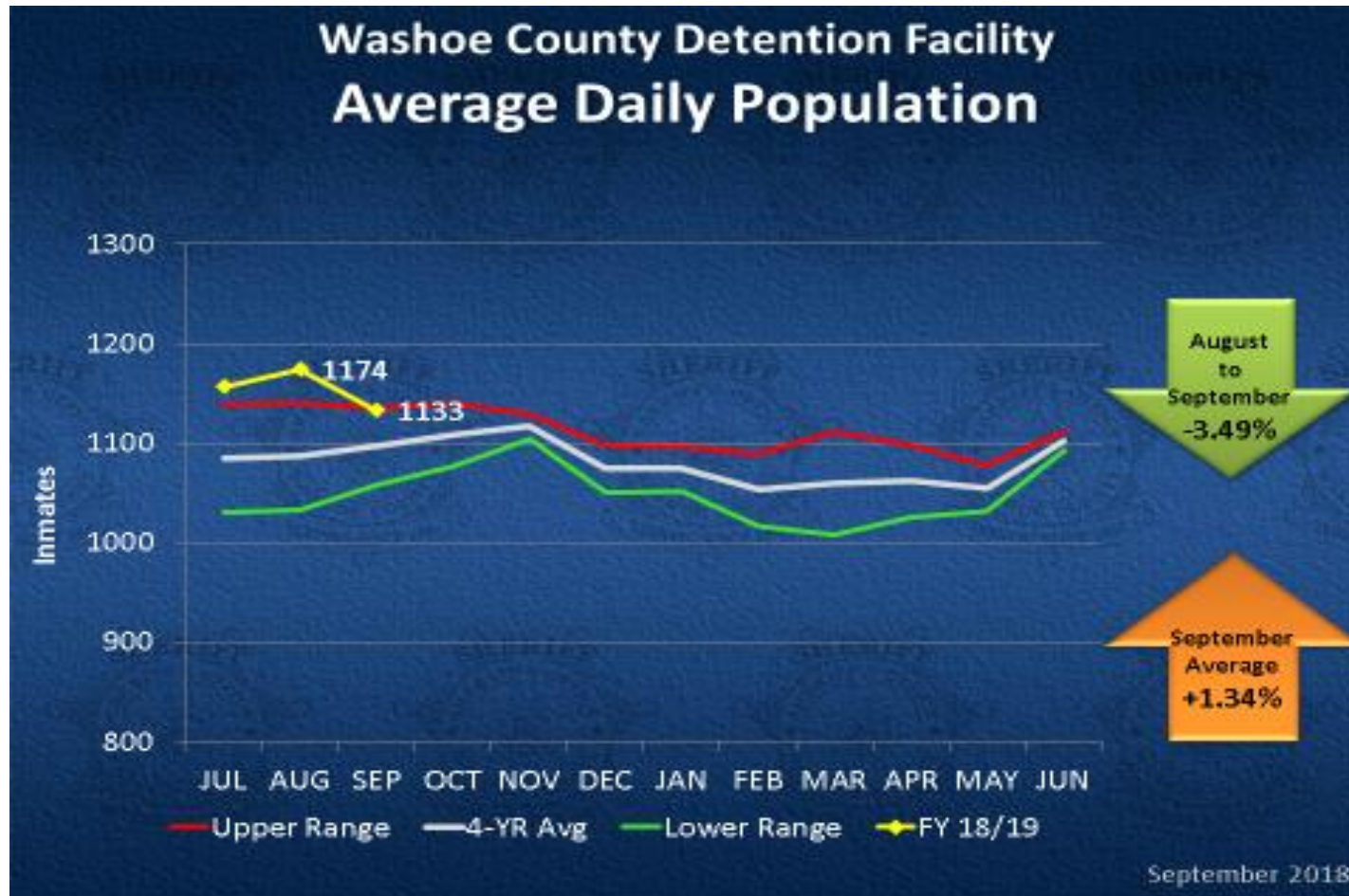
- ▶ Arrestees are now spending less time in intake since implementation of Risk Assessment and Bail procedure
- ▶ 84% increase in inmates moved from intake to Housing on same day they are arrested



Inmate Average Daily Population

- ▶ Summer months traditionally result in higher jail populations and arrests
- ▶ Fall's special events bring an increase in nuisance-type arrests from downtown area
- ▶ Overall downtrend is seen when weather cools
- ▶ This quarter saw an ADP in July of 1157, an increase over the historical average for July
- ▶ August showed a significant increase over historical average, at 1174
- ▶ September then decreased

Average Daily Population



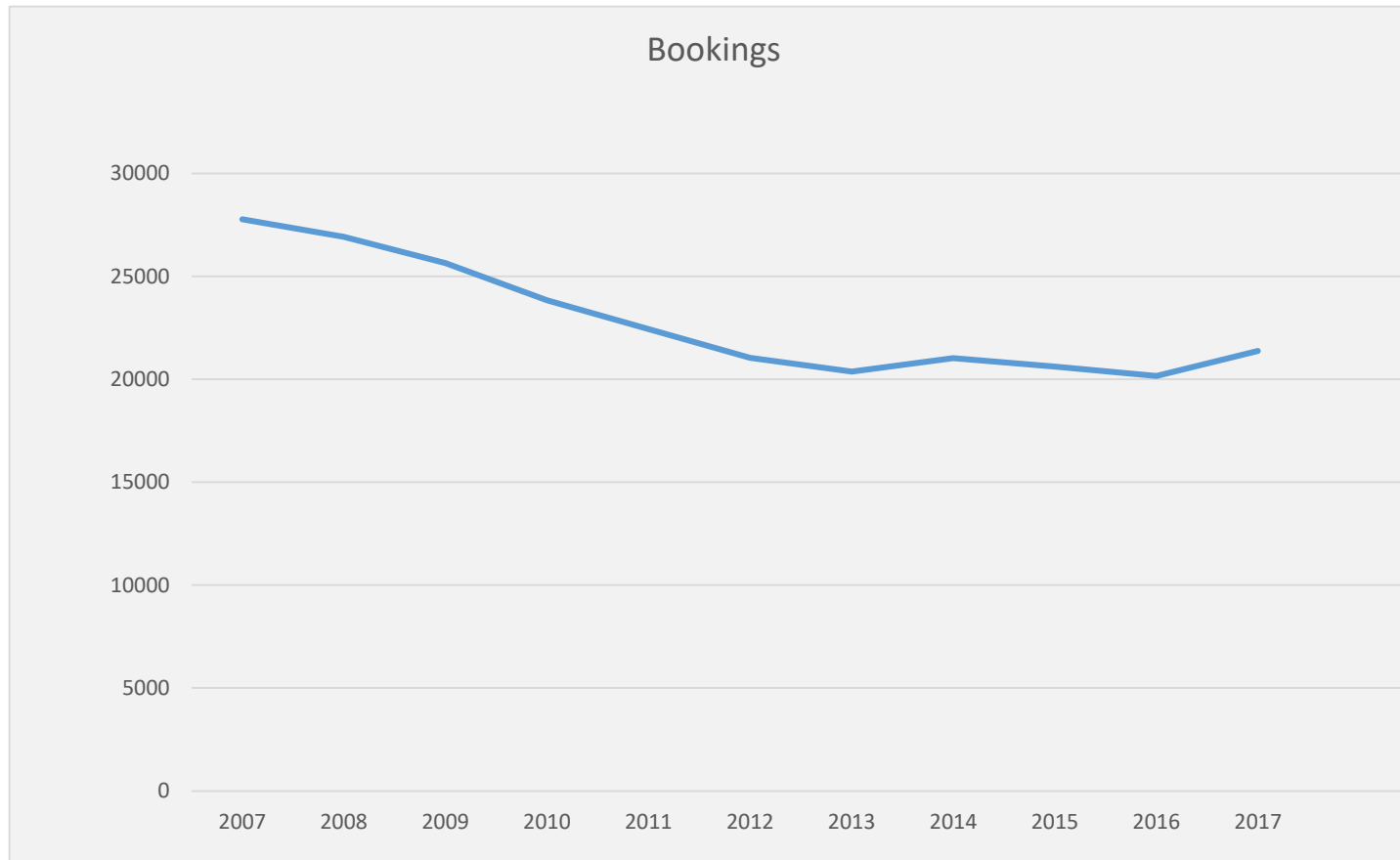
Inmate Booking Types

- ▶ Types of inmates booked and housed remain flat from prior reports
- ▶ No significant trends relative to the types of arrestees
- ▶ Average length of stay has not changed significantly

Inmate Bookings Increase

- ▶ Recent increase in bookings by fiscal year
- ▶ From CY14 through CY15, the number trended down gradually
- ▶ In CY 16, the number grew on a steeper trajectory
- ▶ Increase in crime or addition of police officers on the streets will cause this number to increase
- ▶ CY 17 ends at 21,367 total bookings, compared to a high in CY 07 of 27,779

Inmate Bookings by Calendar Year



Inmate Bookings by Calendar Year

Bookings by Major Agency

