

Jail Status Report

FY 17/18 Second Quarter

Presented by: Chief Deputy Tom Green



NSA On-Site Audit of Detention Facility

- ▶ Broad areas covered by National Sheriff's Association's on-site audit included a review & recommendations of:
 - ▶ Physical plant
 - ▶ Processes used to move/house inmates
 - ▶ Staffing needs for the facility
 - ▶ Medical care provided to the inmate population
 - ▶ Including our practices dealing with mentally ill inmates and those suffering from substance abuse issues

Security

- ▶ Detention Facility built in 1987 was designed to house lower risk inmates.
- ▶ 7 identical detached housing units, housed 72 inmates in 56 cells each, some double bunked.
- ▶ Housing units were initially built with porcelain toilet & sink, wooden desk, wooden bunk, and wooden door.

Security, cont.

- ▶ NSA recommends all of the housing units be hardened to include:
- ▶ Replace porcelain sink & toilet with detention grade steel.
- ▶ Bunk beds allow a gap between wall and bunk which provides a potential ligature point for inmates contemplating suicide.
- ▶ Existing design creates maintenance & security challenges; the costly revisions should be considered in County's CIP plan.

Welfare of Inmates

- ▶ Welfare of inmates in custody include these factors:
 - ▶ Health of inmates
 - ▶ Access to medical care
 - ▶ Infectious disease and vermin control
 - ▶ Food services
 - ▶ Environmental controls
 - ▶ Safety of inmates
 - ▶ Out of cell time

Welfare of Inmates: Restricted Housing

- ▶ Restricted or Segregation/Special Housing is an emerging national matter.
- ▶ Staffing inadequate to provide at least one (1) hour out of cell time for restricted housing inmates.
- ▶ Currently offered only 1.25 hours out of cell time every other day.
- ▶ Those affected by limitations include violent/assaultive inmates, gang members, disciplinary violators and severely mentally ill inmates.
- ▶ Directive to IMU to move away from restricted housing model.

Welfare of Inmates: Mental Illness & Substance Abuse

- ▶ Mentally ill & substance abuse inmates are national challenge.
- ▶ WCSO recently reorganized our mental health unit, and are moving toward a model of engagement with inmates to improve health while in jail.
- ▶ Renewed focus to help this vulnerable population with the goal of reducing recidivism.
- ▶ Proactive measures taken to address growing opiate addiction issue in Washoe County.

Welfare of Inmates: Health Stats

- ▶ During FY 17/18 2nd Quarter:
 - ▶ Contracted medical staff performed 526 mental health evaluations,
 - ▶ Appx 1,800 inmates received mental health medications,
 - ▶ 2,100 inmates were identified as suffering from a chronic medical issue,
 - ▶ And more than 3,600 inmates were prescribed medications.

Medical Billing

- ▶ Inmates are billed for medical visits and medicines.
- ▶ Billing system is based on a co-pay, except for chronic care issues, mental health issues, and pregnancy care.
- ▶ Only hospital stays are billed to insurance.
- ▶ Last calendar year, inmates were billed in excess of \$145,000.

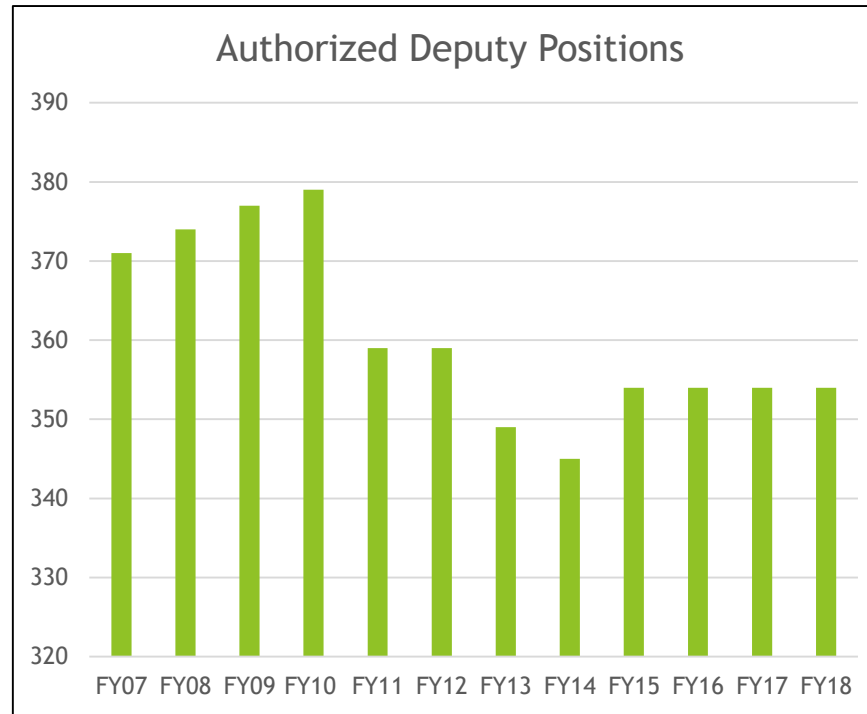
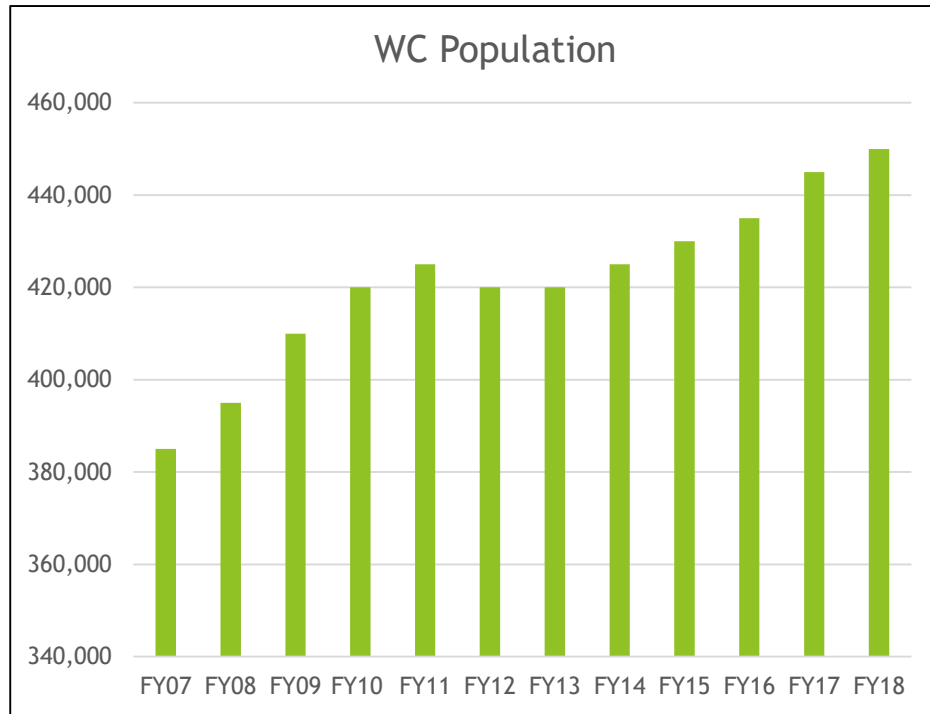
Staffing

- ▶ Sheriff's Office submitted requests for additional sworn & non-sworn staff to effectively operate the Detention Facility while reducing overtime expenditures.
- ▶ Overtime is costly way to do business.
- ▶ Excessive overtime affects employee morale, productivity, and health.

Staffing

- ▶ Authorized deputy sheriffs for Detention is 210. We have 210.
- ▶ After considering those in training and otherwise unavailable (48 in services, military, etc.) the number of deputy sheriffs to staff the facility is 147.
- ▶ 164 full time deputy sheriffs are needed to adequately staff the jail.
- ▶ For every 24/7 manned post, we need nearly 6 full time deputy sheriffs when accounting for leave use, training, etc.

Jail Population vs. Authorized Deputies



Agencies Booking into the Jail

- ▶ During calendar year 2017, the jail accepted 21,435 inmates. Of those:
 - ▶ 43% were Reno Police Department arrests,
 - ▶ 13% were Washoe County Sheriff arrests,
 - ▶ 13% were Sparks Police Department arrests.
- ▶ Reno Municipal Court accounts for nearly 12% of total inmate population, being held on misdemeanor charges.

Agencies Booking into the Jail: Court Transport

- ▶ Bookings translate into significant staff time later, including housing and transportation to court.
- ▶ During FY 16/17:
 - ▶ Transport to Reno Justice Court: 12,855
 - ▶ Transport to Reno Municipal Court: 5,619
- ▶ Arrests generated by Reno Police Department account for nearly half of the total court transports the Sheriff's Office does.
- ▶ Cost to transport is approximately \$170 per appearance.
- ▶ Staff assigned to Court Transport: 15 deputy sheriffs, 1 Sergeant.

Pre-Trial Risk Assessment

- ▶ Significant staff time dedicated to analysis of time in booking.
- ▶ Slight increase in average time spent in Intake (10.20 hours to 10.82 hours).
- ▶ As a result, we released almost 22% more inmates from Intake.
- ▶ Bail reform not designed to reduce inmate population.
- ▶ Challenges persist with judicial review of money bail.

Pre-Trial Risk Assessment: Pros & Cons

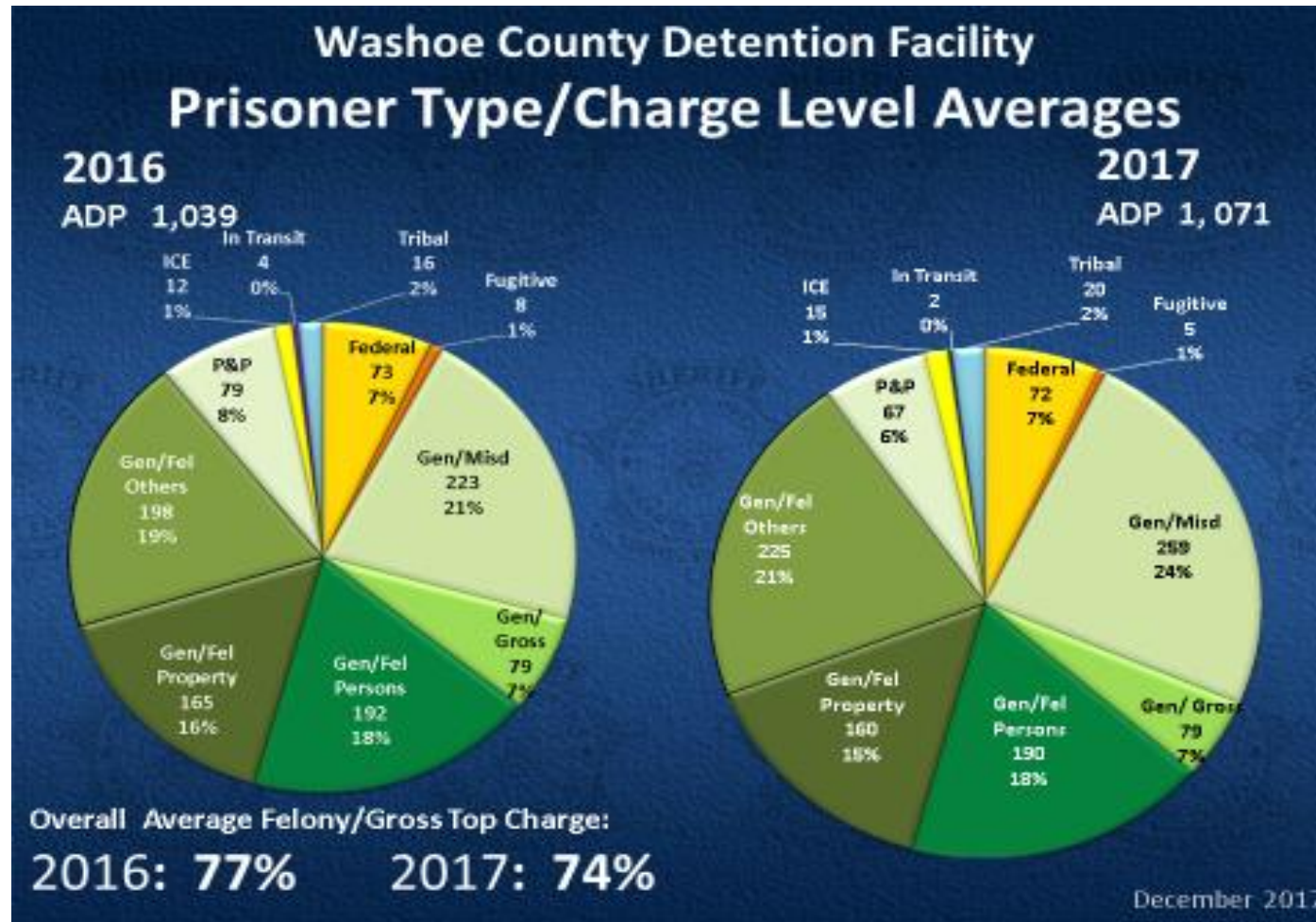
► PROS:

- Better understanding of our jail population.
- With assessment, County has been in line with national push and injustices facing indigent offenders.

► CONS:

- Any new or changed processes cause a delay.
- Lack of bail amount at booking causes additional work for civilian staff.
- Equates to the need for an additional full-time booking employee 24/7, which would represent additional FTEs.

Inmate Population



Average Daily Population

