

Jail Status Report

FY 21/22-3rd Quarter Report

Presented by: Chief Deputy Ralph Caldwell



Welfare of the Inmates

- ▶ Welfare of inmates in custody includes these factors:
 - ▶ Health of inmates
 - ▶ Access to medical care
 - ▶ Infectious disease and vermin control
 - ▶ Food services
 - ▶ Environmental controls
 - ▶ Safety of inmates
 - ▶ Out of cell time

Welfare of Inmates

COVID-19 Update

- ▶ Steps taken to mitigate COVID-19 threat to jail population
 - ▶ Cancelled most in person contact with inmates
 - ▶ Increased iWeb, telephone, email access
 - ▶ Resumed inmate transports outside facility
 - ▶ Resumed inmate programming
 - ▶ Continued COVID-19 pre-screening station in Intake
 - ▶ Issued masks to inmates upon request traveling outside their assigned housing unit
 - ▶ COVID vaccines available to all inmates upon request

**Welfare of
the Inmates
COVID - 19
FY 21/22
3rd Quarter**

**0 COVID-19 Positive Inmates
(April 8, 2022)**

**Influenza A is present, with
similar quarantine protocols.**



Washoe County Detention Facility Health Risk

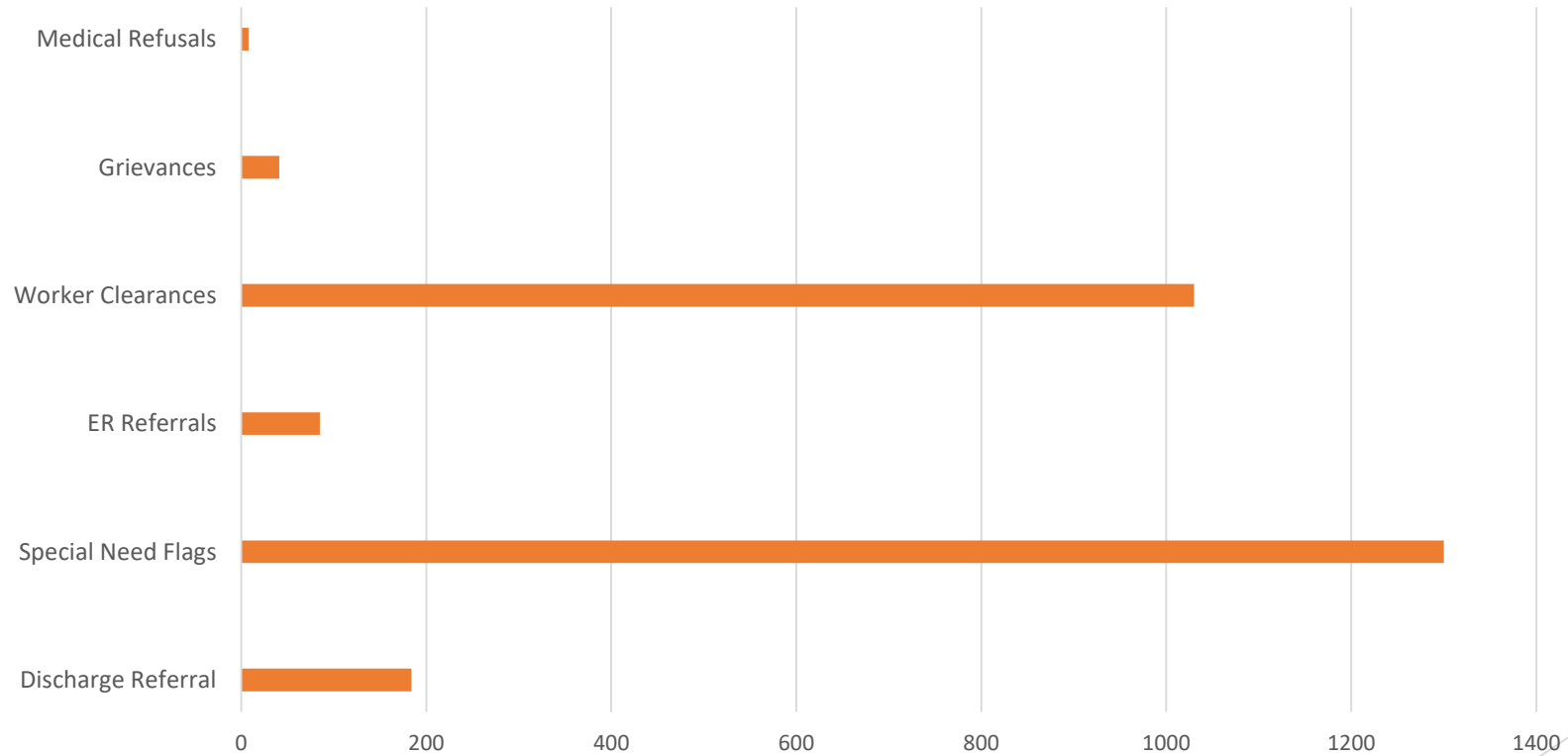
- ▶ Fentanyl introduction remains a problem.
 - ▶ 4 Overdose incidents this quarter, 1 was fatal
 - ▶ When legally supported, unclothed searches are conducted on arrestees.
 - ▶ Body scans are conducted on inmates prior to housing.
 - ▶ Protocols for decontamination of cells and clothing have been adopted for inmate and staff safety
 - ▶ Naloxone is available throughout the facility and staff are trained in its application

Welfare of the Inmates

- Bunk Project will be completed April 15
 - ▶ This will make the cells safer as there are no longer spaces where sheets can be readily attached to bunks.
 - ▶ A minor increase in capacity was achieved

Welfare of the Inmates - Medical

Naphcare 21/22 3rd Quarter stats



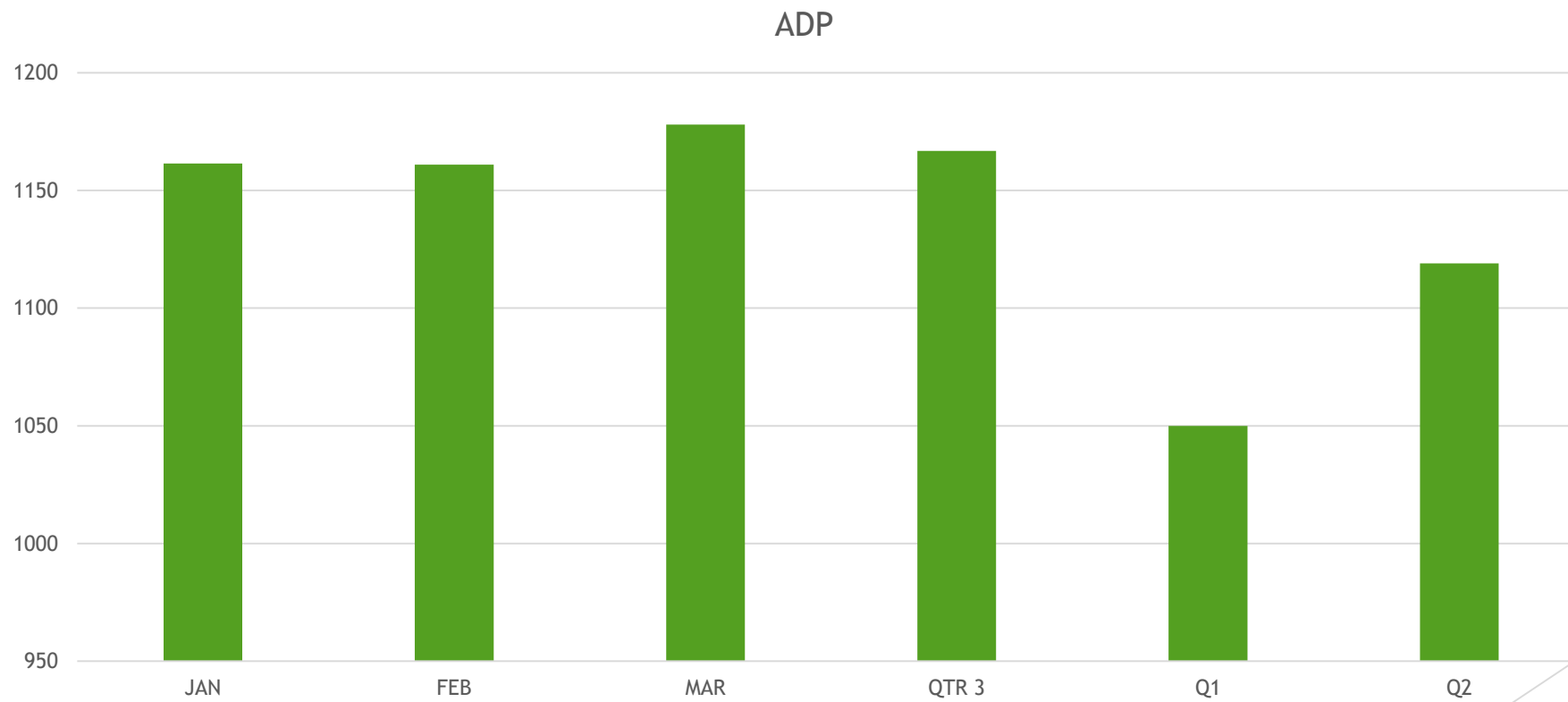
NaphCare Medical Data

Screenings and General Data	January	February	March
Receiving Screenings performed	1293	1147	1315
Mental Health Evaluations Performed	139	135	139
Physical Assessments Performed	1123	995	1079
PPD Reads	512	437	506
Positive PPD	9	7	10
Pregnant	7	7	7
PREA designation	357	323	322
Grievances	14	7	17
Suicide Watch	68	76	93
Patients on Medications	1217	1129	1218
Mental Health med patients	468	479	492
Patients on HIV meds	15	17	19

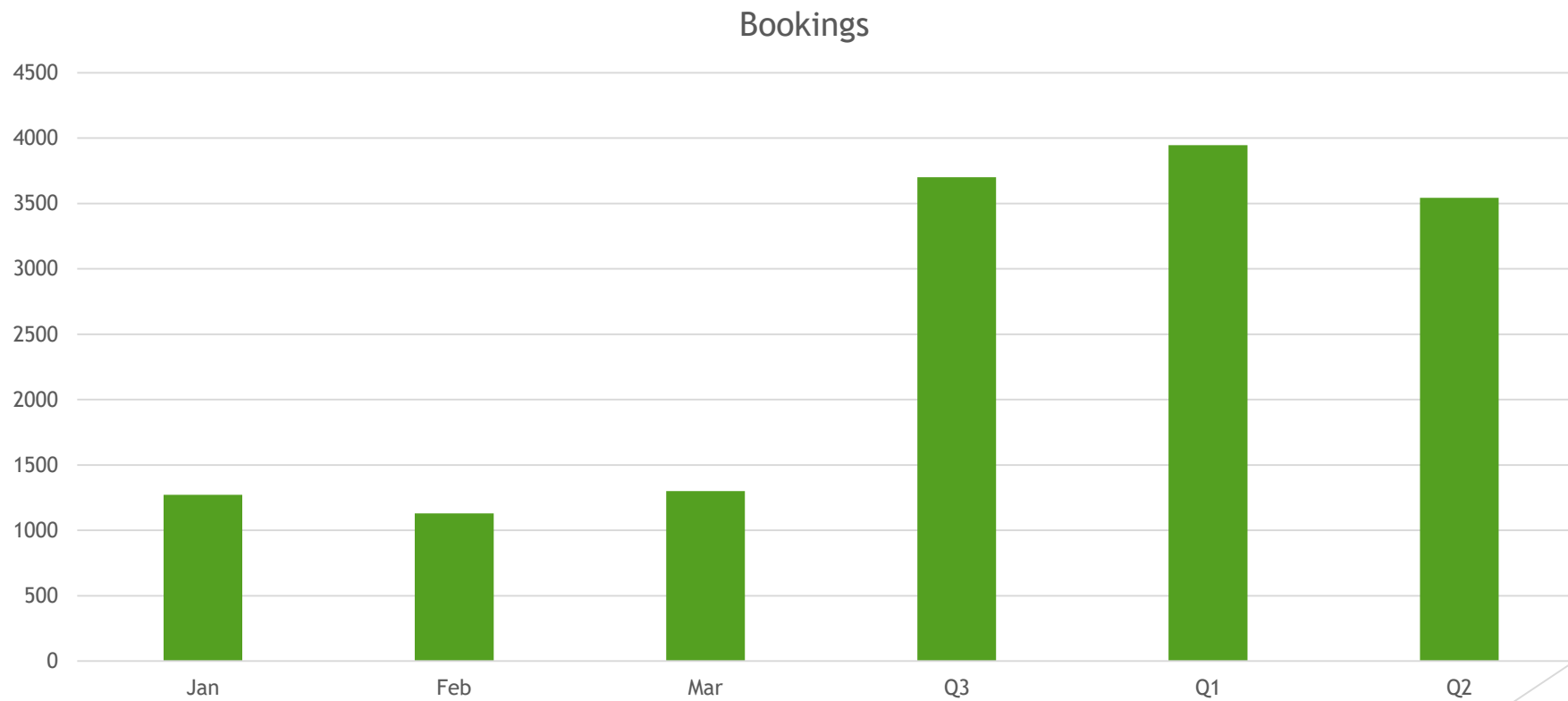
NaphCare Medical Data

Screenings and General Data	January	February	March
Patients on Medications, Daily Average	604	595	596
Patients on MH medications, Daily Average	310	323	323
Patients with any chronic medical condition	639	608	658
Dental Visits	75	51	66
MAT		31	48
MH Provider/Professional/RN	399	452	420
Hospitalized patients	4	11	9
Hospital Days	11	73	49
Offsite Appointments	57	49	65

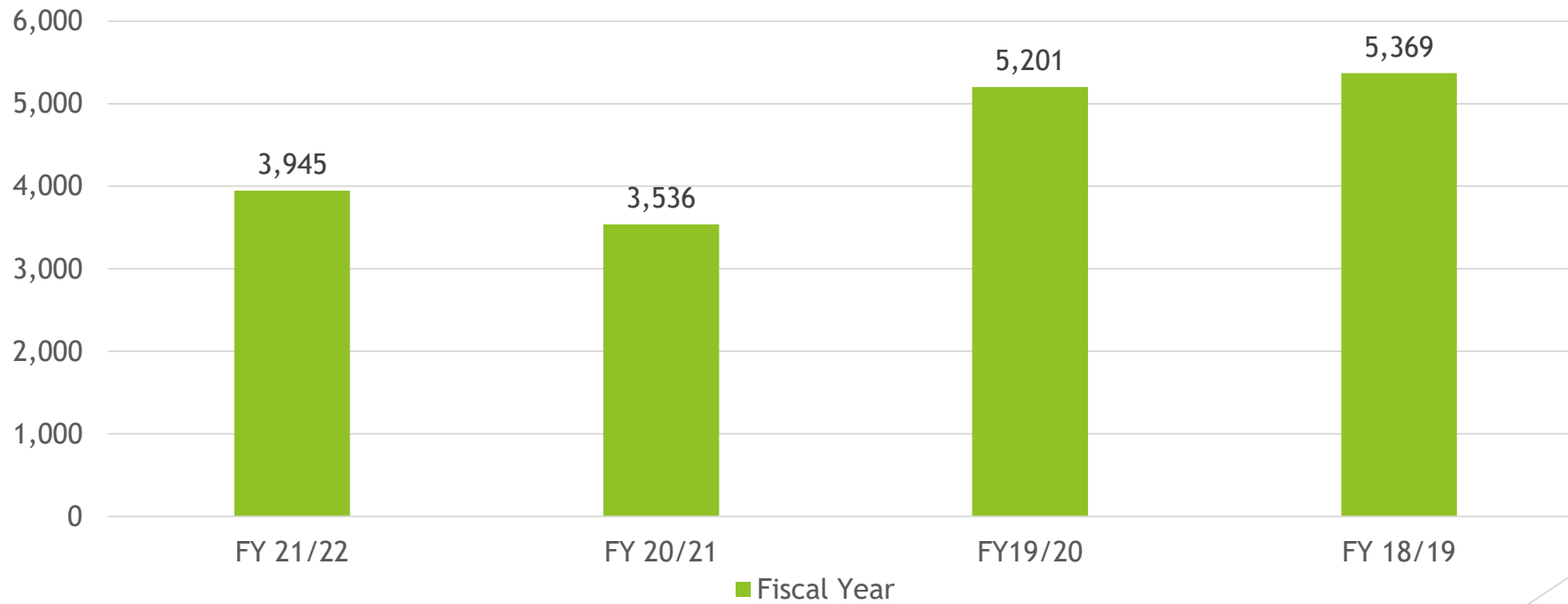
21/22 3rd Quarter ADP



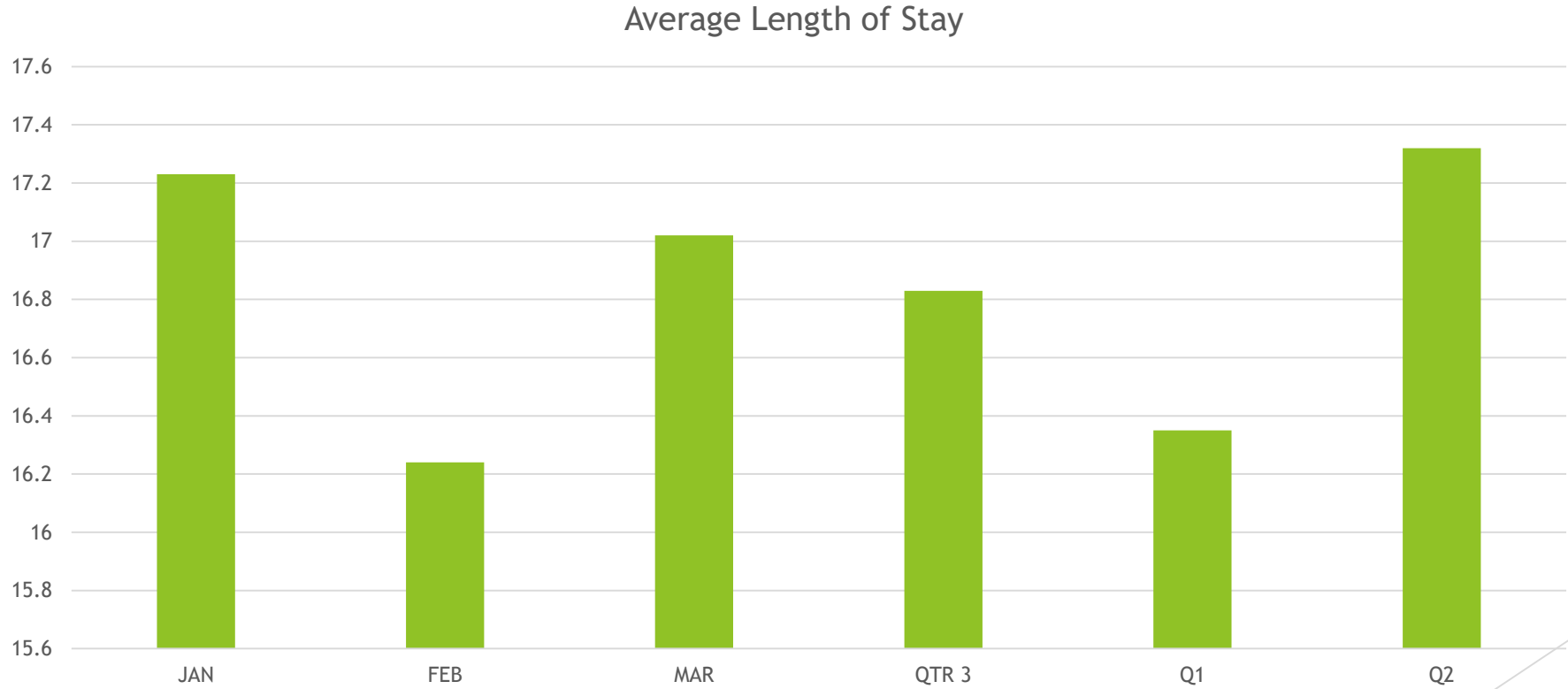
21/22 3rd Quarter Bookings



FY 21/22 Bookings (4 Year Avg)



FY 21/22 3rd Quarter Average Length of Stay



FY 21-22 3rd Quarter Jail Data

▶ Battery by Inmate

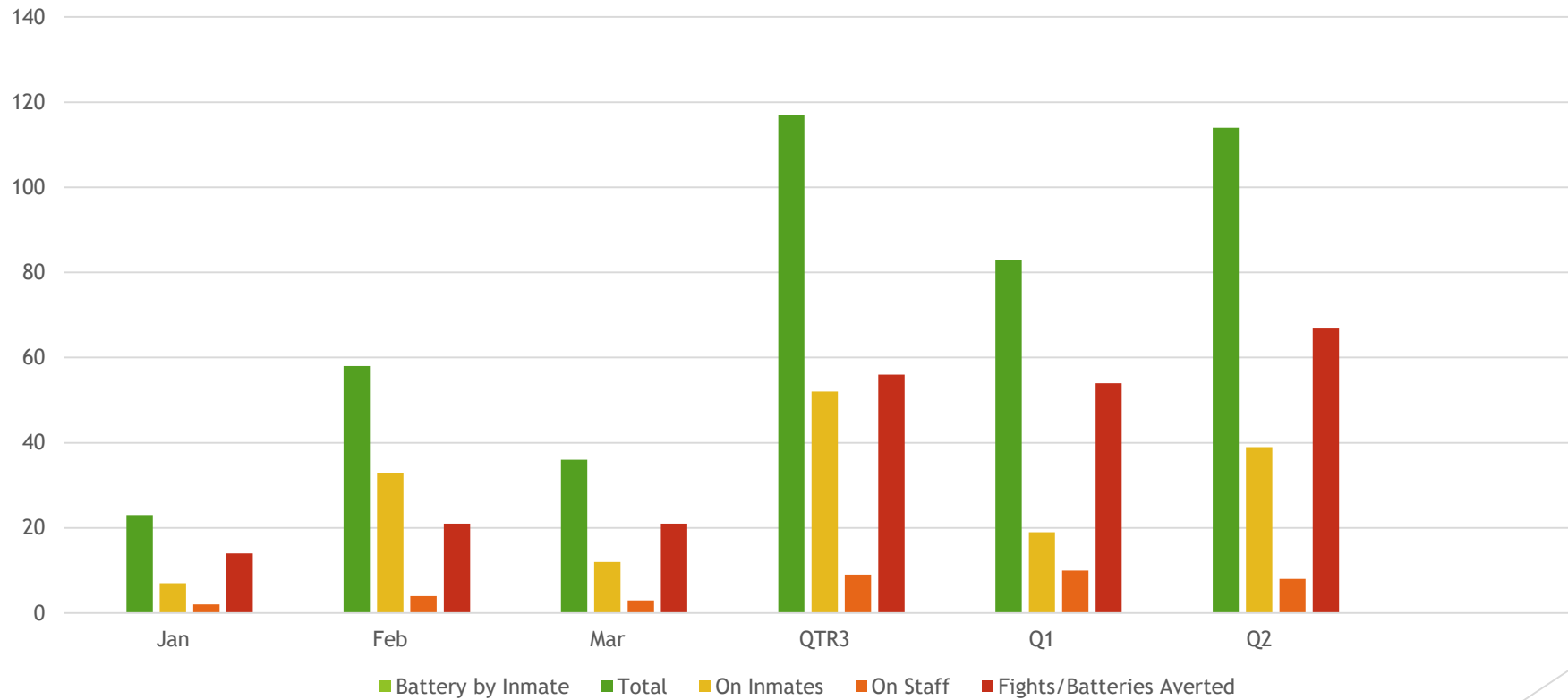
- ▶ Inmate vs Inmate - 52
- ▶ Inmate vs Staff - 9
- ▶ Fights Averted - 56

▶ Suicide

- ▶ Averted - 316
- ▶ Attempted - 13
- ▶ Completed - 0

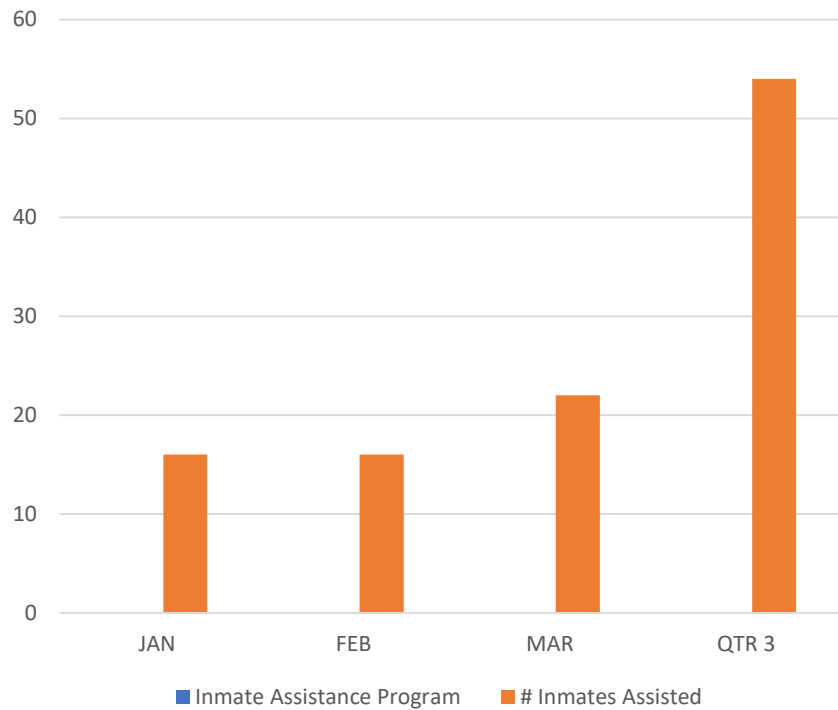
In-Custody Deaths - 1

FY 21/22 3rd Quarter Jail Fights

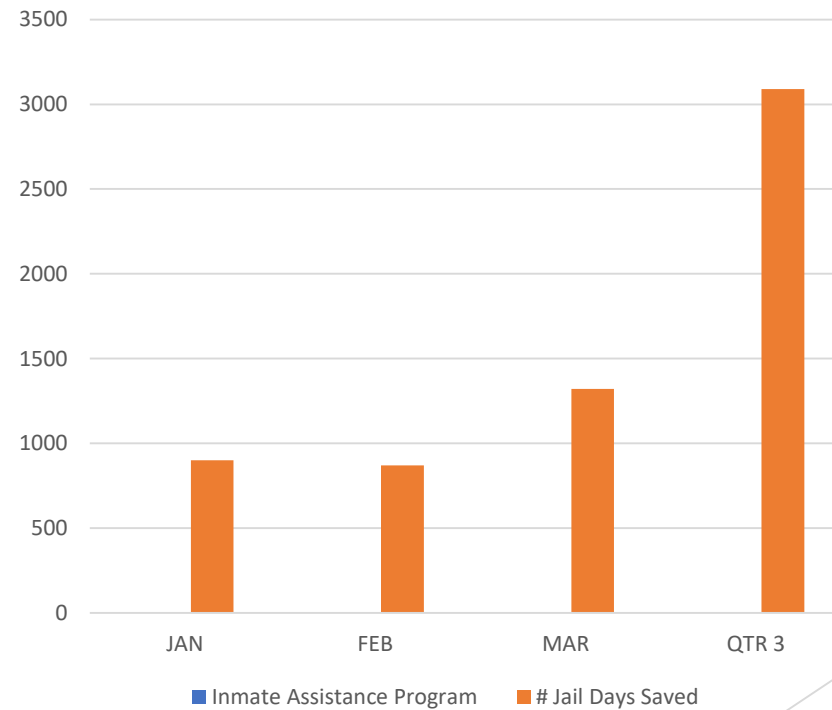


FY 21/22 3rd Quarter Inmate Assistance Program (DSU) Cost Savings

3rd quarter DSU Inmates Assited



Jail Days saved



Detention Services Unit Cost Savings, 3rd Quarter 21/22

