



# Washoe County Climate Action Plan

FEBRUARY  
2025

# 04

The Community Climate  
Action Plan (CAP)





## This Community Climate Action Plan (CAP) is one segment of a four-part Climate Action Plan:

**01**

### **The Climate Action Plan Introduction**

provides foundational information about the characteristics of Washoe County, the local impacts of climate change and the community benefits expected from this plan. It also explains Washoe County's climate commitments, its authority, its implementation plans, and the vision for this plan.

**02**

### **The Washoe County Operations Climate Action Plan (COCAP)**

provides data about GHG emissions data that result from County Operations, including fleet, buildings, and waste. It also includes a list of actions the County can implement to reduce its emissions.

**03**

### **The Community GHG Inventory**

provides GHG emissions data for Community activities in the County across sectors such as Transportation, Building Energy, and Waste. It also provides details about the methodology for calculating the community-wide GHG emissions.

**→ 04**

YOU ARE HERE

### **The Community Climate Action Plan (CAP)**

defines actions that can help us protect our local climate, improve public health, and reduce risks associated with increased greenhouse gas (GHG) emissions, which trap heat in Earth's atmosphere.

# Table of Contents

---

A. Why create a Community Climate Action Plan (CAP)?	5
B. Benefits of reducing community-wide emissions	6
C. Creating a plan that represents the voice of the community	7
D. We prioritize community-led actions with big, equitable impacts	8
E. Toward Net Zero: 4 Strategies and 77 Actions	9
• Strategy 1: Achieve County-wide Net Zero 2050 alignment	10
• Strategy 2: Sustainable Land Use	12
• Strategy 3: Reduce emissions at the source	14
• Strategy 4: Produce cleaner energy	20
F. Implementing the Community CAP	21
G. How will we know if we're reducing emissions?	24
H. How will we know if environmental health is improving?	25
Appendix 1: Community Outreach Process	28
Appendix 2: Survey feedback	37
Appendix 3: Other regional plans that support climate action	47
Appendix 4: SMARTIE goals for Tier 1 CAP Actions	50
Appendix 5: Key Performance Indicator (KPI) details	56





## A. Why create a Community Climate Action Plan (CAP)?

Washoe County is a beautiful, diverse place that people treasure for its vibrant economy, quality of life and connection to the outdoors. Working together, we can ensure the County remains a safe, secure and healthy place to live for generations to come.

The purpose of this Community Climate Action Plan (CAP) is to define actions that can help us protect our local climate, improve public health, and reduce risks associated with increased greenhouse gas (GHG) emissions, which trap heat in Earth's atmosphere.

Between 1970 and today, the local average annual temperature has increased 7.6° F, largely due to increased emissions and decisions about the way the region has been developed and grown. [The Reno area is the fastest warming metro in the US](#), and the local average annual temperature is projected to continue rising unless greenhouse gas (GHG) emissions are reduced.

This document lists specific actions that can reduce greenhouse gas (GHG) emissions and improve public well-being in Washoe County. Everyday activities like commuting, using air conditioning, and throwing away trash can all contribute to emissions. Everyone can participate in sustainability throughout our community, and this CAP is a guide for residents, businesses, and agencies to contribute to the County's Net Zero 2050 target.



## B. Benefits of reducing community-wide emissions

When we reduce emissions, we can experience many health benefits. First, air quality is better when we do not burn fossil fuels. For example, internal combustion engines (ICE) vehicles emit dangerous gases that are known or suspected to be cancer-causing. [These gases can also cause noncancerous health effects such as neurological, cardiovascular, respiratory, reproductive and / or immune system damage.](#) Electric vehicles (EVs) do not create tailpipe emissions. Walking, biking and riding scooters are also zero-emissions activities. Mass transit and carpools reduce per-person emissions; if powered by zero-emission engines, even better.

Second, we can reduce heat-related illnesses in our region by reducing emissions. As greenhouse gases (GHGs) accumulate in our atmosphere, they act like a blanket, trapping heat. With lower GHG emissions, the atmosphere traps less heat. This could stabilize temperatures and help reduce [heat-related illnesses](#) ranging from minor issues such as sunburn, heat rash, and heat cramps to more severe conditions like heat stroke. Heat also exacerbates existing medical conditions such as hypertension and heart disease and is especially perilous for the very young, the very old, and people who suffer from chronic diseases.

In addition to public health benefits, climate action can also save people money, create jobs, and improve the economy. Conserving energy use through measures such as better insulation, for example, can lower energy bills. Better insulation can also make people more comfortable in their homes during extreme heat or cold, improving community resilience.

And finally, we can protect our local ecosystem with a more stable climate. With fewer emissions, wildfire risk will decrease, growing seasons will be more hospitable to local agriculture, and the region's plant and animal species can thrive.

Environmental justice can improve in our region as a result of the benefits listed above. Low income and Disadvantaged Communities (LIDACs) have been historically overburdened by pollution, high energy bills and the lack of access to healthy local food, open spaces and equitable transportation. Climate change makes these gaps worse. The actions in this plan seek to reduce these inequities. For more information about the benefits of Climate Action, see **Section F, Benefits of Climate Action**, in the Introduction.



## C. Creating a plan that represents the voice of the community

Reducing GHG emissions is important because it can improve air quality and reduce extreme heat. We asked Washoe County residents directly about climate-related health impacts and about their interest in actions that can help reduce emissions. Between April – October 2024, we heard feedback from over 1,000 people (see **Appendix 1**):

- **506 people** replied to the online survey “Clean Air: Transportation & Residential Energy Use” (see results in **Appendix 2**)
- **300 people** voted on emissions reduction ideas at Washoe County’s table at the Earth Day festival
- **55 people** participated in one of our 6 listening sessions (4 in-person, 2 virtual)
- **33 community-groups, agencies, or operators** participated in small-group feedback sessions
- **8 Washoe County Citizen Advisory Board (CABs)** heard a public comment about the plan; 2 CABs requested a presentation that included question and answer
- **150 people** commented on the draft Climate Action Plan

This Climate Action Plan (CAP) directly responds to the community’s experience with health impacts due to the warming climate. In particular, this CAP prioritizes actions that can improve air quality and reduce energy bills for everyone, especially low-income residents, people of color, rural residents, youth, and seniors.



## D. We prioritize community-led actions with big, equitable impacts

Washoe County's vision is to "be the social, economic and policy leadership force in Nevada and the western United States." This Climate Action Plan is inspired by that vision.

**Activating the community.** Feedback from community members shaped this plan, and leadership from community members will help make this plan a reality. The concise strategies in this plan are designed to be easily remembered, communicated and acted on. The actions listed in this plan are specific and tactical. We do not want this plan to sit in a binder on a shelf; we want it to make a difference in people's lives! Please use this as a guide to pursue climate actions in your home or business.

**Leading with equity.** Vulnerable populations, such as low-income families, seniors, children, and people with respiratory conditions, are often the first to feel negative impacts of climate change. People living in [neighborhoods designated "Environmental Justice \(EJ\) Concern" by the Environmental Protection Agency \(EPA\)](#) deserve improved environmental and economic well-being. "EJ Concern" communities in Washoe County also include large Hispanic and Native American populations whose needs must be prioritized.

**Representing the diversity of Washoe County.** The best climate solutions may vary between urban and suburban Reno, Sparks, and Sun Valley (population density 1,500+ people / square mile), forested Incline Village (population density 400+ people / square mile), and rural Gerlach (population 100). This plan has actions that can be applied in each type of community. This plan also aligns with climate-related plans that already exist in our region. (See **Appendix 3**).

**Acting with urgency.** Climate change is impacting people today. The sooner we start reducing greenhouse gas emissions, the sooner we can experience better air quality and reduce longer-term impacts such as increasing heat. To move quickly, Washoe County is prioritizing mitigation (emissions reduction) actions that have the largest GHG reduction potential and actions that already have community support, momentum, and funding. Further, we favor actions that *also* support adaptation (ability to continue operating in a changing climate) and / or resilience (ability to respond to crisis). For more, see the **CAP Introduction**.





## E. Toward Net Zero: 4 Strategies and 77 Actions

This Climate Action Plan has 4 Strategies:

1. **Achieve County-wide Net Zero 2050 alignment**
2. **Sustainable Land Use**
3. **Reduce emissions at the source**
4. **Produce cleaner energy**

**Tier 1.** These 47 Actions will help Washoe County implement the CAP Strategies. We selected Tier 1 actions based on the values described on the previous page, including these specific criteria: potential size of GHG emissions reduction; equity as a primary outcome; community enthusiasm; existing alignment with partners; the County's authority to act; and available resources and funding.

**Tier 2.** These 30 Actions can also help reduce emissions, but they may not meet many of the criteria listed in Tier 1. These Actions may be changed to Tier 1 if one or more of the criteria above changes. For example, we may move something from Tier 2 to Tier 1 if a new funding source emerges.

The numbers next to each Action in Strategy sections below do not indicate ranking. They are simply reference numbers to track Actions.



## Strategy 1: Achieve County-wide Net Zero 2050 alignment

If public agencies, private businesses, and residents in Washoe County all work together toward the Net Zero 2050 target, we can lower emissions more quickly. Education is a recurring theme in community conversations. This strategy seeks to educate and align.

### Tier 1 Actions

#### Washoe County leads by example

1. **Measure Community GHG emissions** every 5 years. The next inventories will be for 2024 (in 2025) and for 2029 (in 2030).
2. Create a public dashboard to **track Community CAP actions** by the end of 2025. Post public updates on Community CAP actions at least once annually.
3. Create **forecast of estimated emissions reductions** through 2050 based on Community CAP actions by 2025.
4. Washoe County will write and implement a [County Operations Climate Action Plan](#).
5. **Document the health impacts of air pollution and heat** on Washoe County and its residents to improve public communication, budget planning, and grant application success.

#### Local agencies and municipalities are aligned around Net Zero

6. In preparation for Waste Management franchise agreement negotiations in 2028 (current contract ends in 2030), **identify strategies to reduce waste and waste-related emissions** for the future.
7. By 2030, identify **long-term funding strategy for transportation infrastructure** in Washoe County that is not the gas tax.
8. Advocate that **Net Zero 2050 be a foundational premise in RTC Washoe's** "Regional Transportation Plan 2050" update in 2025.
9. Share resources, advocate adoption of **Net Zero 2050 policy with City of Sparks**

#### Build Community "climate fluency" (knowledge about GHGs and how to reduce them)

11. **Grow Washoe County Sustainability email list** to an audience of 5,000
12. Send a **spotlight communication** about Washoe County's Climate Action Activities at least quarterly
13. Participate in at least two **community events** across the region each year to share information about Climate Action Planning and to hear residents' continued feedback.
14. Develop **interactive communications** that allow individuals to take climate action and spread knowledge with others, e.g. community ambassadors; quizzes or challenges
15. Support coordinated **education and implementation efforts for the public and K-12**

## Tier 2 Actions

48. Annually, document and **share projections of “Green Economy” trends** (e.g. HVAC installation, EV charger repair, Transit Drivers) to enable workforce partners to anticipate skills needed for the future
49. Support the implementation of **Washoe County Schools District’s sustainability plan**, including fleet of electric buses.
50. **Calculate Community-wide Scope 3 emissions** (e.g. building materials, purchased goods) for Washoe County. Make a plan to reduce them.



## Strategy 2: Sustainable Land Use

Land-use planning includes two elements: the built environment (buildings, roads, infrastructure) and the natural environment. Different building types cause different amounts of GHG emissions, and the locations of those buildings influence transportation emissions. A well-managed natural environment provides clean air and water, absorbs GHGs from the atmosphere and minimizes the impacts of floods, fires and other natural disasters. And it supports native wildlife, their habitats, water quality and flood control, biodiversity, beauty, outdoor recreation and quality of life. Washoe County, a permitting authority, is implementing [Envision Washoe 2040](#), the County's Master Plan. Approved in 2023, it includes sustainable land use principles and policies designed to reduce development-related emissions and protect the environment.

### The Truckee River

The Truckee River is the centerpiece of our community and an essential component of a future climate-resilient community. Protecting water availability and quality in the Truckee River and its watershed from the Lake Tahoe Basin to Pyramid Lake is a critically important climate action because the river supplies Reno and Sparks with 85% of our drinking water. It is also home to two federally listed species (the Lahontan Cutthroat Trout (*Oncorhynchus clarkii henshawi*) and the cui-ui (*Chasmistes cujus*)) and is an essential life-source for the Pyramid Lake Paiute Tribe, who live at the river's terminus. Although protecting the Truckee River will negligibly affect GHG emissions, ensuring continued water availability and quality is essential to support our communities and region for generations to come.

### Tier 1 Actions

#### Developing the Built Environment Responsibly

16. Ensure implementation of [Envision 2040 Master Plan](#). This plan recommends more than 70 actions aligned with this CAP. A few examples include:

- **Population & Housing:**
  - » Develop new methods, through zoning designations, overlays, or some other method, to encourage walkability, multi-modal transportation, and residential development near commercial uses and transportation nodes.
- **Land Use:**
  - » Allow for lot size averaging and clustered developments (i.e. 5 lots per 50 acres vs 10 acre minimum lots)
  - » Amend the Development Code to better incentivize urban agriculture
- **Transportation:**
  - » Establish parking maximums instead of parking minimums to avoid empty parking lots.
- **Conservation of Natural and Cultural Resources:**
  - » Explore non-development incentives for the permanent protection of open space
  - » Revise the development code to require buffers around water sources alongside protection plans that ensure water quality and wildlife access during development reviews.


- » Work with tribal, historic and cultural partners to create a development review process that protects the region's cultural resources.

### Enhancing Green Spaces to Sequester (Remove) Carbon

17. **Support Tribes** with their environmental stewardship, Land Use plans and sustainability efforts.
18. Partner with regional jurisdictions, agencies, stakeholders and citizens to launch a **Community Forestry Program**. Plant 4,700 trees in Low-Income and Disadvantaged Communities (LIDACs) by 2030.
19. Conserve and protect Washoe County's **wild and native open spaces**.
20. Protect and enhance the **Truckee River and its watershed**.

### **Tier 2 Actions**

51. Conduct **Direct Air Capture (DAC)** carbon capture pilot project
52. Encourage **locally-grown and plant-rich diets**
53. **Support local farms** for carbon sequestration and vehicle mile traveled (VMT) benefits
54. Identify **incentives for private land owners to increase carbon sequestration** (removal) through local vegetation, while avoiding increased fire risk.



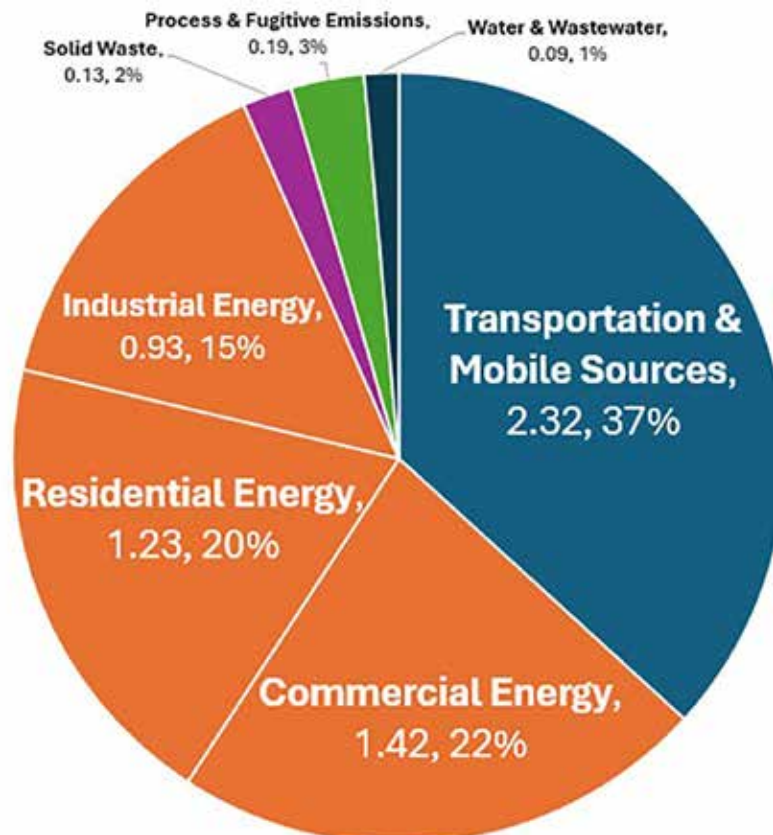
### Strategy 3: Reduce emissions at the source

The day-to-day activities of residents and businesses require energy. Today, most of the energy in Washoe County is created by burning fossil fuels, which is the leading source of GHG emissions. By burning fewer fossil fuels, we reduce emissions. To reach Washoe County's target of net zero GHG emissions by 2050, we must begin reducing fossil fuel emissions in all sectors.

The data below shows sources of 6.32 million metric tons (MMT) of emissions in 2021 across all of Washoe County, including unincorporated Washoe County, Reno, and Sparks.

- Energy use in **Buildings** is the top source of GHG emissions in Washoe County, causing **56%** of total emissions. ~22% of Buildings emissions come from Commercial Buildings while ~19% come from Residential Buildings and 15% come from Industrial Buildings.
- **Transportation** is the next largest source of emissions, causing **37%** of emissions.
- Emissions from **Solid Waste**—that is, emissions caused by landfill off-gassing—causes **2%** of Washoe County's community emissions.
- Emissions from **Process & Fugitive Emissions**—physical or chemical processes, not fuel combustion—cause **3%** of total emissions
- The energy used to produce **Potable Water** and to process **Wastewater** causes **2%** of emissions in Washoe County.
- Emissions caused by Agriculture, Forestry, and Other Land Use (AFOLU) is very small (<1%).

#### Carbon Dioxide Equivalents (CO<sub>2</sub>e) by sector in Million Metric Tons (MMT)



### Strategy 3a: Reduce transportation emissions

In the transportation sector, we focus on two goals. The first goal is reduce vehicles on the road and total vehicle miles traveled (VMT). Fewer VMT reduce fuel use, reduce congestion, and reduce wear-and-tear on our roads. The second goal is to shift from internal combustion engine (ICE) vehicles to cleaner vehicles such as zero emissions vehicles (ZEVs), or bicycles, for example. Active modes like walking, biking and riding scooters also reduce emissions, improve public health, and reduce the amount of road space needed for people to move around the region.

#### Tier 1 Actions

##### Reduce Single Occupancy Vehicle (SOV) trips

21. Create an online hub to **amplify information about alternatives to single occupancy vehicles (SOVs) for recurring trips**. (e.g. Safe Routes to School, carpooling, existing transit or bicycle infrastructure)
22. Create and distribute **sustainable transportation guides for Washoe County's** 12 libraries, 49 parks, ~50 voting locations, and 14 buildings with walk-in services.
23. Pursue **Trip Reduction Ordinances** for Washoe County, including regulations or other measures that reduce congestion.
24. Align regional efforts to **reduce SOV trips to the region's top employment areas** (eg Tahoe-Reno Industrial Center (TRIC), Reno / Sparks casinos, Lake Tahoe recreation)
25. Expand reliable broadband across Washoe County to **enable more telecommuting**.
26. Work with **transportation and tourism partners to educate visitors about car-free** ways to enjoy Reno, Sparks, Lake Tahoe, and other points of interest in and around Washoe County.



Expand adoption of Zero Emissions Vehicles (ZEVs)

27. **Support and accelerate RTC Washoe's Walk and Roll plan** by seeking grant funding, collecting data to accelerate the 12 neighborhood plans being designed by 2030.
28. By 2026, create a regional plan for an **equitable network of EV chargers**; by 2028, create a plan to fund the EV charging network.
29. Create, support, and/or accelerate a plan to **make Washoe County's I-80 corridor the nationwide leader in alternative fuel charging**.

**Tier 2 Actions**

55. Provide **rebates for e-bikes, e-cargo bikes, e-motorcycles, e-scooters** to individuals and businesses. Provide incentives particularly for LIDACs and businesses operating in low-income areas to replace old polluting vehicles with these technologies.
56. Support the federal proposal to **extend the Capitol Corridor rail line** to include Reno.
57. **High speed rail between Reno and Las Vegas** to reduce the ~5,000 flights per year between the cities.
58. Support **expanded ZEV car-sharing**.
59. Support **expanded ZEV ride-sharing**.
60. Support **low carbon sustainable aviation, marine, heavy duty truck, rail fuel development**.



### Strategy 3b: Reduce commercial and industrial building emissions


The least expensive energy is energy that is never used. Increasing a building's energy efficiency saves businesses both energy and money. Existing buildings can save energy by utilizing to best practices, technical assistance and financing. New buildings can benefit from energy-saving codes and permitting.

#### Tier 1 Actions

30. Establish an opt-in **Building Performance System (BPS)** for commercial buildings to identify energy efficiency opportunities and support.
31. Adopt **"ambitious" (instead of "standard") 2024 and 2027 International Energy Conservation Codes (IECC)**.
32. **Integrate sustainability into government procedures** by providing resources during planning and permitting processes (e.g. provide information about heat pumps to requestors of permits to install new chillers / heaters / boiler).

#### Tier 2 Actions

61. Transition from **gas- to electric-powered lawn equipment**.
62. **Expand and track the number of LEED-certified (or equivalent) buildings** in Washoe County. Share case studies to increase awareness and adoption widely with the public and developers.



### Strategy 3c: Reduce residential building emissions

Just like commercial buildings, the least expensive energy is energy that is never used. Washoe County wants to empower all home owners and renters to pursue sustainable upgrades for their homes, with emphasis on saving people money by reducing energy bills. Many State of Nevada and federal rebates, incentives, and programs exist right now for energy efficiency audits and upgrades, and many financing opportunities are available for energy efficiency projects (e.g. electrifying appliances, weatherizing homes). Expanding access to these resources will reduce emissions.

#### Tier 1 Actions

33. Create virtual and / or physical **resource hubs for homeowners and renters** to learn how to make sustainable upgrades.
34. **Amplify awareness of existing home energy efficiency programs** such as NV Energy's free energy efficiency audit; Nevada Clean Energy Fund's Residential Energy Upgrade Program (RE-UP); Nevada Housing Division's Weatherization Assistance Program (WAP); and the federal Home Electrification and Appliance Rebates (HEAR) program.
35. Create a program to **convert mobile home power from gas to electric**.
36. By 2030, implement at least one **sustainable retrofit incentive for rental properties serving income-qualified tenants**.
37. By 2026, **create toolkit, identify incentives, and identify lending facilities for owners of multi-family, affordable housing, and senior living facilities** to make their buildings more energy-efficient

#### Tier 2 Actions

63. Provide one **free induction burner with a compatible skillet and pot** to each household in Washoe County on an opt-in basis.
64. **Further subsidize heat pump purchases** beyond Federal incentives to achieve cost-parity with gas heat / air units
65. **Support alternative financing mechanisms to support lower emission buildings**, such as community land trusts, on-bill financing, and an emissions-reducing Revolving Loan Fund.
66. **Review and upgrade HOA policies that do not align with sustainability goals**, e.g. installation of heat pump, installation of solar panels, ability to line-dry clothes.



### Strategy 3d: Reduce waste

Solid waste (trash, recycling, food waste, and green waste) accounts for 2% of total emissions in Washoe County. However, waste is a daily, tangible reminder about sustainability, and many community members are passionate about the topic. Washoe County will pursue Actions for two services that are often delivered through local government: compost and yard waste. Simultaneously, Washoe County will provide administrative support to community members who are pursuing “Reduce, Reuse, Refuse, Recycle, Repair” principles in various local waste streams. The purpose of these waste reduction efforts is to minimize the content that goes to landfill, because landfills produce GHGs that add to the County’s emissions total.



#### Tier 1 Actions

38. Identify and support **food-waste composting** pilot projects and providers for both residential and commercial needs.
39. Identify and support **green-waste composting** models and providers for both residential and commercial needs.
40. Provide **administrative support to community waste-reduction working groups**.

#### Tier 2 Actions

67. Offer “**seed capital, other incentives, or support to local Washoe County or Northern Nevada entrepreneurs / organizations** who start and operate businesses designed to address local gaps in waste management (e.g. glass recycling, upcycling services, composting, reusable / refillable and other models or businesses that divert waste from landfills or accelerate a circular economy).
68. Support policies that **decrease the prevalence of single-use plastics**
69. Support **commercial use of compostable materials** through establishing a list of approved vendors that have been verified by the Biodegradable Products Institute (BPI) as compostable
70. **Increase rate of recycling in multi-family housing and mobile homes** from the 2024 rate of 54%.
71. **Increase rate of recycling rate at commercial locations** from the 2024 rate of 9.5%.
72. Create a **sustainable building materials management toolkit** for businesses to reduce waste from construction, renovation, demolition, and retrofit projects. Outreach for the toolkit can include, but is not limited to, online resources, a builder’s lunch-and-learn and local business network presentations.

## Strategy 4: Produce cleaner energy

To reduce emissions, we need to burn fossil fuels less often. Currently, fossil fuels like natural gas are used to generate the energy we need for our homes and businesses. Washoe County's primary energy provider, NV Energy, has committed to 100% carbon-free sources by 2050 and 50% renewable electricity by 2030. Washoe County supports NV Energy's goals, including expanded options for residents and businesses to access and generate renewable energy in their communities.

### Tier 1 Actions

41. **Pursue and support the statewide expansion of renewable energy generation** to support net zero carbon energy production by 2050.
42. **Identify new programs and funding to implement related to solar energy** (e.g. R-PACE); apply to new grants supporting expanded solar capacity
43. Identify opportunities and expand **distributed energy resources** like Community Solar, Solar Gardens, microgrids, smart-grids, behind-the-meter technology, and net metering.
44. Promote financing options available through the **existing Commercial Property-Assessed Clean Energy (C-PACE) Program** for local businesses.
45. Speed and streamline residential and commercial solar permitting through programs like **SolSmart**.
46. **Support implementation of grants, incentives and other federal funding opportunities** to expand solar, especially for low-income residents. (e.g. Nevada Clean Energy Fund's implementation of the Solar for All program)
47. Increase use of Washoe County's renewable geothermal energy by ensuring that builders **understand and consider geothermal options** during the pre-construction phase of new buildings.

### Tier 2 Actions

73. **Provide input to NV Energy in advance of its next Integrated Resource Plan (IRP)** in 2028 to ensure NV Energy is set up for success to meet goal of 100% carbon-free resources by 2050
74. Support the development of **more binary technology geothermal power sources** (generating electrical power from geothermal resources).
75. Explore opportunities to expand **wind energy generation** (e.g. I-80 corridor or private residence micro turbines).
76. Partner with community members in a Low Income, Disadvantaged Community (LIDAC) to implement a **holistic low carbon transformation project**. (Demonstration project / pilot)
77. Support planning and implementation of **new renewable energy, energy storage, grid enhancement, green hydrogen, and biofuel systems**.

## F. Implementing the Community CAP

**Measuring Success** A two-page draft project plan will be written for each Tier 1 Action (see example on the next page). Success for each of the 47 Actions will be measured using a “SMARTIE” goal that is specific to each Action. SMARTIE goals are **S**trategic, **M**easurable, **A**mbitious, **R**ealistic, **T**ime-bound, **I**nclusive, and **E**quitable. See draft SMARTIE goals for Tier 1 Actions in **Appendix 4**. Information about progress on Actions and SMARTIE goals will be shared in annual Community CAP updates, starting in 2026.

**Adjusting Action Tiers** Washoe County’s Sustainability team plans to begin activity on Tier 1 Actions during fiscal years 2025 (July 2024 – June 2025) and 2026 (July 2025- June 2026). Starting in fiscal year 2026, the Sustainability team will provide annual updates to the community about progress on the Community Climate Action Plan. If the Sustainability team identifies a change in the “Tier” criteria for any of the Actions, the Tier of the action may be changed. This will allow the County to be adaptable to changes. For example, the award of grant funding could cause a Tier 2 action to move up to Tier 1.

**“How do I get involved?”** To receive updates about Sustainability in Washoe County, you can sign up for our [emails](#). You can also express interest in participating in a sustainability working group by completing a [form on our website](#). When we launch the CAP dashboard, each Action will have a project plan that describes specific ways you can participate in that Action. And, you can talk about climate action and share resources with organizations such as your employer, home owner’s association, religious group or community group.



## Draft Project Plan (Example)

### Strategy 3d, Action 38

**Identify and support food-waste composting pilot projects and providers for both residential and commercial needs**

**“SMARTIE” goal (Strategic, Measurable, Ambitious, Realistic, Time-bound, Inclusive, and Equitable):** 100% of Washoe County businesses and residents have access to commercial or at-home composting by 2028

**An equitable plan:** This initiative will provide access to composting programs for residences and businesses, with a focus on designated areas of Environmental Justice concern by the EPA.

**Best practices:** [San Francisco for curbside pick-up; Minnesota for drop-off points](#)

#### Public benefits:

- Community modeling: Visible demonstration of daily individual climate action
- Healthy, local compost dirt can support the virtuous cycles of expanding community gardens, reduce food insecurity and improve plant health at parks and municipal properties.

#### How do I get involved?

- There are several ways you can help accelerate composting in Washoe County:
- Write letters of support to Washoe County and other jurisdictions to advocate for better composting in the region.
- Start composting with an existing composting company like Down to Earth or Full Circle.
- Begin composting at your home or business and participate in community composting education and events
- Participate in Waste Management (WM) or other food-waste drop-off compost programs.
- Notify the County if you would like to be a commercial customer for compost soil.

**Potential partners and stakeholders:** City of Reno, City of Sparks, Carson City, interested businesses and landowners.

**Potential operators:** Waste Management (WM), Down to Earth Composting, Full Circle Composting, Nevada Recycling & Salvage, or other private companies

**Description of workplan:**

Conduct a community-wide compost survey to understand community knowledge of and support for composting.

Explore composting providers, models, and pilot projects for food waste.

Support programs to expand home composting for residents.

Support food-waste compost models for businesses (grocery stores, restaurants, entertainment facilities).

Develop data-driven best practices to support future expansion of compost programs

**Funding needs:**

- a. [TBD%] Full Time Equivalent (FTE) staff needed
- b. [TBD\$] implementation expenses

## G. How will we know if we're reducing emissions?

Washoe County commits to calculating its community greenhouse gas emissions at least every five years (**Strategy 1, Action 1**). This data will tell us whether total emissions are going down.

In between full greenhouse gas inventories, community-wide “key performance indicators,” or KPIs, can tell us whether our actions, combined with ongoing community activities, are resulting in outcomes that typically lead to emissions reductions (see **Appendix 5**).

For example, increased tree cover can result in lower emissions. For **Strategy 2, Sustainable land use**, we can use the Tree Equity score to learn whether tree cover is increasing.

Under **Strategy 3: Reduce emissions at the source**, the KPIs vary by sector. For **transportation**, we expect emissions to go down if fewer vehicle miles are traveled, if more trips are taken by sustainable modes (e.g. biking or transit instead of gasoline vehicle), and if an increasing percent of vehicles on the road are Zero Emissions Vehicles (ZEVs) instead of gasoline. For **buildings**, lower energy use (measured in kWh) will produce lower emissions. For **waste**, fewer pounds of waste per person means fewer landfill emissions.

And in **Strategy 4, Produce cleaner energy**, we can track whether consumer natural gas use goes down, whether the % of renewable purchased energy goes up, and whether the number of kWh of community solar power goes up. These KPIs would all imply that GHG emissions are going down.

We believe the actions in this plan can contribute directly to the outcomes listed in these KPIs. And if our region meets the targets for these operational KPIs, we are likely to see emissions reductions.

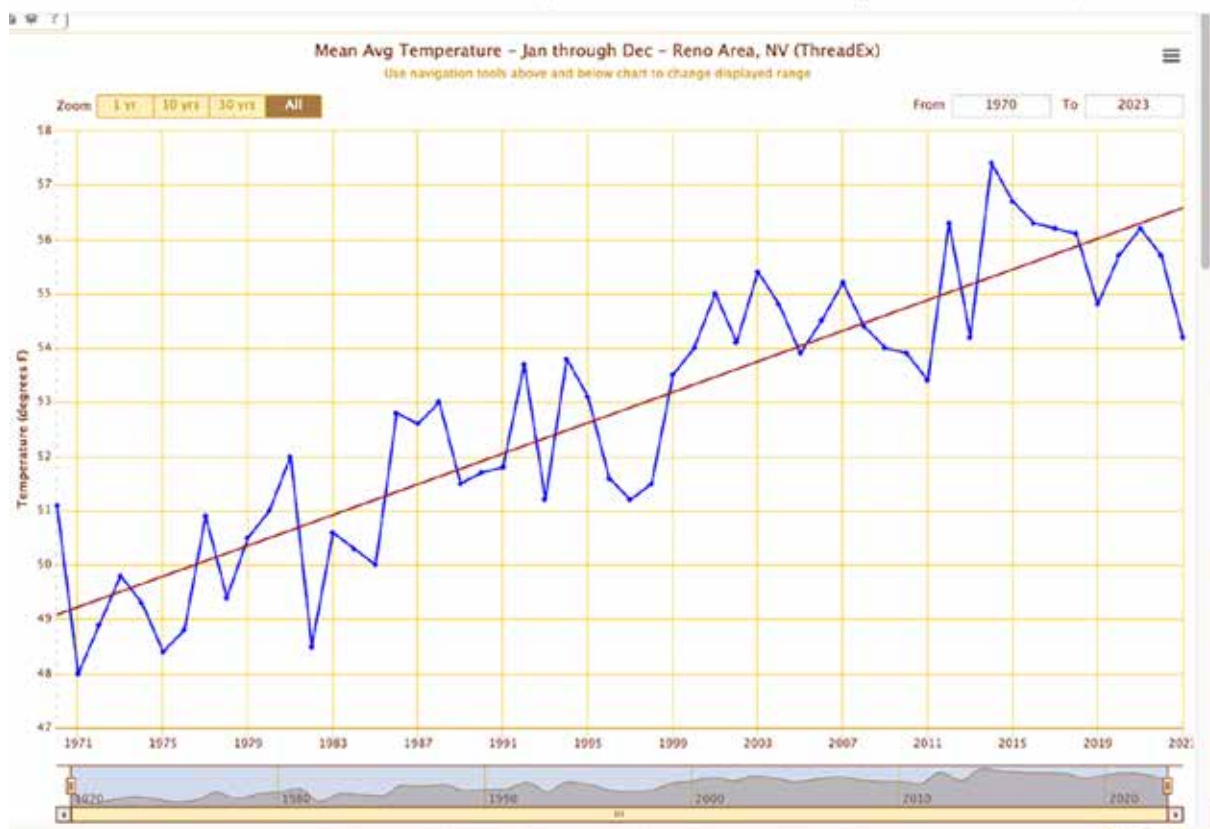




## H. How will we know if environmental health is improving?

We will use standard measures for environmental health outcomes. We want to see the annual average temperature of Reno stay the same or decrease. Since 1970, the average annual average temperature trend has increased from 49 degrees Fahrenheit in 1970 to 50.4°F in 1980 to 52° F in 1990 to 53.4° F in 2000 to 54.8° F in 2010 to 56.4° F in 2020 (source: Climate Central).

### Mean Average Temperature, Jan through Dec, 1970 – 2023; Reno Area, NV



And we want to maintain 365 days each year in Washoe County with an Air Quality Index (AQI) of Green (Good) or Yellow (Moderate). We will omit days with emergency events like local fire conditions when we do our calculations because these events, though caused by climate change, are acute (one time) and not systemic (ongoing).

### AQI Basics for Ozone and Particle Pollution

Daily AQI Color	Levels of Concern	Values of Index	Description of Air Quality
Green	Good	0 to 50	Air quality is satisfactory, and air pollution poses little or no risk.
Yellow	Moderate	51 to 100	Air quality is acceptable. However, there may be a risk for some people, particularly those who are unusually sensitive to air pollution.
Orange	Unhealthy for Sensitive Groups	101 to 150	Members of sensitive groups may experience health effects. The general public is less likely to be affected.
Red	Unhealthy	151 to 200	Some members of the general public may experience health effects; members of sensitive groups may experience more serious health effects.
Purple	Very Unhealthy	201 to 300	Health alert: The risk of health effects is increased for everyone.
Maroon	Hazardous	301 and higher	Health Warning of emergency conditions: everyone is more likely to be affected.

Finally, we will look for reduced areas of Environmental Justice Concern in the County, based on the Environmental Protection Agency's (EPA's) map.

A vibrant landscape photograph featuring a lush green meadow in the foreground filled with numerous bright yellow buttercup flowers. In the middle ground, a large, weathered tree stump stands prominently on the right, with a smaller stump to its left. The background consists of a dense forest of evergreen trees on a hillside, leading up to a rocky mountain peak under a clear blue sky with scattered white clouds. A small communication tower is visible on the mountain's summit.

# APPENDICES

## Appendix 1: Community Outreach Process

We collected feedback several different ways for this Climate Action Plan:

- A table at the April 2024 Earth Day Festival
- Online survey (see results in **Appendix 2**)
- Public listening sessions (summer 2024)
- Small group discussions with community groups and leaders
- Presentations to community groups, e.g. Green Business Network
- Presentations to Washoe County Citizens Advisory Boards (CABs)
- Discussions with elected officials
- Online public comment on draft Community Climate Action Plan (in progress)

We have received feedback from >1,200 people.



## Survey invitation text that appeared on the Sustainability Website, May – July 2024

You are invited to participate in Washoe County's "Clean Air: Transportation and Residential Energy Use" survey. Washoe County has a goal to reach "net zero" greenhouse gas emissions by 2050, and your responses to this survey will help us design an inclusive, equitable Sustainability and Climate Action Plan to achieve that goal. The survey is open to people who live and / or work in Washoe County, and it is estimated to take 10 minutes or less.

This survey will be open through July 3, 2024.

Clean Air in Washoe County: Transportation and Residential Energy Use survey.

Está invitado a participar en la encuesta "Aire Limpio: Transporte y uso de Energía Residencial" del Condado de Washoe. El Condado de Washoe tiene el objetivo de alcanzar emisiones "netas cero" de gases de efecto invernadero para 2050, y sus respuestas a esta encuesta nos ayudarán a diseñar un Plan de Acción Climático y de Sostenibilidad inclusivo y equitativo para lograr ese objetivo. La encuesta está abierta a personas que viven y/o trabajan en el Condado de Washoe y se estima que tomará 10 minutos o menos.

Esta encuesta estará abierta hasta el 3 de julio de 2024.

Aire Limpio en el Condado de Washoe: Encuesta de Transporte y Uso de Energía Residencial.

## Public Listening Sessions

### Listening session invitation text that appeared on the Sustainability website, May – June 2024

The Washoe County Sustainability Team invites you to participate in a listening session that will help us develop the County's first-ever Climate Action Plan. During this session, Washoe County staff will provide a 15-minute presentation about the goals of the plan. Then, attendees will participate in break-out discussions for 40 minutes about topics such as transportation, energy use, and water conservation & waste reduction in our region.

For more information, please visit the webpage corresponding to the listening session you would like to attend.

#### In-Person

North Valleys Library, June 4, 5:30pm

Sparks Library, June 17, 11am

Incline Village Library, June 20, 11am

South Valleys Library, June 22, 3pm

#### Virtual

June 3, 5:30pm

June 26, 12pm

The content presented during each session will be the same, so you are encouraged to participate in the event that is the most convenient time and location for you.

You and family members of all ages are encouraged to attend. Books, puzzles, and coloring activities will be available for children during the session, and licensed childcare providers will be available to supervise children ages 2-9 during the session. Non-alcoholic beverages and light snacks will be provided.

Language interpretation will be facilitated during the session via the Wordly online tool, which attendees can access via their device's web browser using library wi-fi or via a device provided by the facilitator during the session. American Sign Language (ASL) interpretation can be requested via the RSVP form. Please request ASL interpretation one week before the event.

RSVPs are optional, though they help us plan for the event. Please visit the corresponding webpage to the listening session you would like to attend for a link to the RSVP form.



### Small group discussions with community groups and leaders



## List of community members contacted during CAP creation

### COMMUNITY

- Asian Pacific Islander American (APIA) Nevada
- Asian Community Development Council
- Black Community Collective
- Black Wall Street Reno
- CHISPA NV
- Citizens Climate Lobby (CCL)
- Climateers
- EcoMadres / Moms Clean Air Force
- Electrification Coalition
- Environmental Defense Fund (EDF)
- Faith in Action NV (FAINV)
- For Our Future NV Action Fund
- GreenVibe
- Keep Truckee Meadows Beautiful (KTMB)
- Make the Road Nevada / Nevada Environmental Justice Conference (NEJC)
- National Association for the Advancement of Colored People (NAACP), Reno-Sparks
- Natural Resources Defense Council (NRDC)
- Nevada Clinicians for Climate Action
- Nevada Conservation League (NCL)
- Nevada Green Institute
- Nevada Housing Coalition
- Nevada Outdoor Business Coalition
- Northern Nevada Marches Forward
- Progressive Leadership Alliance of Nevada (PLAN)
- Protect Our Winters
- Sierra Club
- Somos Votantes
- Southwest Energy Efficiency Project (SWEEP)
- Third Act
- Tribal Minds Inc.
- Western Conservation Foundation
- Western Resource Advocates



**NON-PROFIT OPERATORS**

- Nevada Clean Energy Fund
- Reno Food Systems
- Soulful Seeds
- Urban Roots

**BUSINESS AND WORKFORCE**

- Blue Green Alliance
- Chamber of Commerce, Reno-Sparks
- Economic Development Association of Western Nevada (EDAWN)
- Nevada Chapter Associated General Contractors (AGC)
- Nevada Office of Workforce Innovation (OWINN)
- NevadaWorks
- NV Green Business Network
- Reno Sparks Convention and Visitors Authority (RSCVA)
- State of Nevada Department of Employment, Training & Rehabilitation

**EDUCATION**

- Envirolution
- JOIN Inc
- Truckee Meadows Community College
- University of Nevada, Sustainability
- University of Nevada, Latino Research Center
- Washoe County School District
- Appendix 1: Community Outreach Process
- List of community members contacted during CAP creation

**TRIBES**

- Pyramid Lake Paiute Tribe
- Reno-Sparks Indian Colony
- Summit Lake Paiute Tribe
- Washoe Tribe of NV and CA

## **LOCAL GOVERNMENT**

- City of Reno
- City of Sparks
- Gerlach General Improvement District (GID)
- Incline Village General Improvement District (GID)
- Palomino Valley General Improvement District (GID)
- Sun Valley General Improvement District (GID)
- North Lake Tahoe Fire Protection District

## **STATE & REGIONAL**

- Nevada Governor's Office of Energy
- Nevada Office of Minority Health and Equity
- Northern Nevada Public Health
- Tahoe Regional Planning Agency (TRPA)
- Truckee Meadows Regional Planning Authority (TMRPA)

## **OPERATORS**

- NV Energy
- Plumas-Sierra Rural Electric Cooperative
- Surprise Valley Electrification Corp
- Southwest Gas
  
- Reno Tahoe International Airport (RTIA)
- RTC Washoe - Regional Transportation Commission
  
- Great Basin Water Co.
- Reno Stead Reclamation Facility
- Truckee Meadows Water Authority
- Truckee Meadows Water Reclamation Facility
- Waste Management
- Appendix 1: Community Outreach Process
- List of elected officials contacted during CAP creation (continued on next page)

**List of elected officials contacted during CAP creation**

Organization	District	Title	Name
Washoe County	District 1	Chair	Alexis Hill
Washoe County	District 5	Vice Chair	Jeanne Herman
Washoe County	District 2	Commissioner	Michael Clark
Washoe County	District 3	Commissioner	Mariluz Garcia
Washoe County	District 4	Commissioner	Clara Andriola
NV State Senate	District 13	State Senator	Skip Daly
NV State Senate	District 14	State Senator	Ira Hansen
NV State Senate	District 15	State Senator	Heidi Gansert
NV State Senate	District 16	State Senator	Lisa Krasner
NV State Assembly	District 24	Assembly Member	Sarah Peters
NV State Assembly	District 25	Assembly Member	Selena La Rue Hatch
NV State Assembly	District 26	Assembly Member	Rich DeLong
NV State Assembly	District 27	Assembly Member	Angie Taylor
NV State Assembly	District 30	Assembly Member	Natha Anderson
NV State Assembly	District 31	Assembly Member	Jill Dickman
NV State Assembly	District 32	Assembly Member	Alexis Hansen
NV State Assembly	District 40	Assembly Member	Philip O'Neill
Reno City Council	Citywide	Mayor	Hilary Schieve
Reno City Council	At-Large	Council Member	Devon Reese
Reno City Council	Ward 1	Council Member	Jenny Brekhus
Reno City Council	Ward 2	Council Member	Naomi Duerr
Reno City Council	Ward 3	Council Member	Miguel Martinez
Reno City Council	Ward 4	Council Member	Meghan Ebert
Reno City Council	Ward 5	Council Member	Kathleen Taylor
Sparks City Council	Citywide	Mayor	Ed Lawson
Sparks City Council	Ward 1	Council Member	Donald Abbott
Sparks City Council	Ward 2	Council Member	Dian Vanderwell
Sparks City Council	Ward 3	Council Member	Paul Anderson
Sparks City Council	Ward 4	Council Member	Charlene Bybee
Sparks City Council	Ward 5	Council Member	Kristopher Dahir

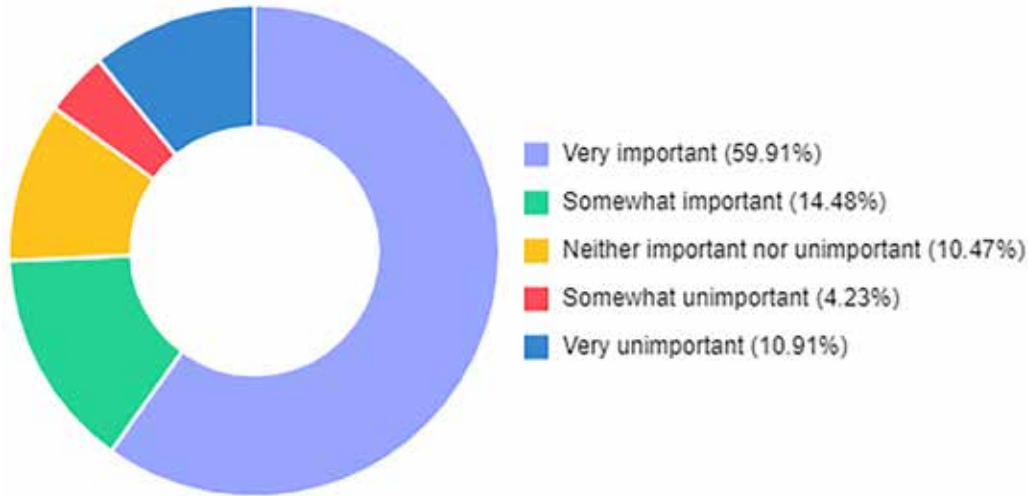
**List of elected officials contacted during CAP creation, cont.**

<b>Organization</b>	<b>District</b>	<b>Title</b>	<b>Name</b>
Sun Valley GID	District 3	Chairperson	Susan Severt
Sun Valley GID	District 4	Vice Chair	Michael Rider
Sun Valley GID	District 1	Secretary	Joseph Barstow
Sun Valley GID	District 2	Treasurer	Mark Neumann
Sun Valley GID	District 5	Trustee	Carmen Ortiz
Incline Village GID	Trustee 1	Chair	Sara Schmitz
Incline Village GID	Trustee 4	Vice Chair	Matthew Dent
Incline Village GID	Trustee 5	Treasurer	Ray Tulloch
Incline Village GID	Trustee 3	Secretary	Michaela Tonking
Incline Village GID	Trustee 2	Trustee	Dave Noble
Gerlach GID	Trustee 2	Trustee	Roberta "Bobbie" Barlow
Gerlach GID	Trustee 3	Trustee	Seth Schrenzel
Gerlach GID	Trustee 5	Trustee	Judy Conley
Gerlach GID	Trustee 4	Trustee	Lisa Bertschi
Gerlach GID	Trustee 1	Trustee	Kat McNamara
North Lake Tahoe Fire Protection District	Trustee 5	Chair	Susan Herron
North Lake Tahoe Fire Protection District	Trustee 4	Vice Chair	Greg McKay
North Lake Tahoe Fire Protection District	Trustee 2	Secretary / Treasurer	Denise Bremer
North Lake Tahoe Fire Protection District	Trustee 3	Director	Charley Miller
North Lake Tahoe Fire Protection District	Trustee 1	Director	Jim Castalupoes

"GID" stands for "General Improvement District."

## Appendix 2: Survey feedback

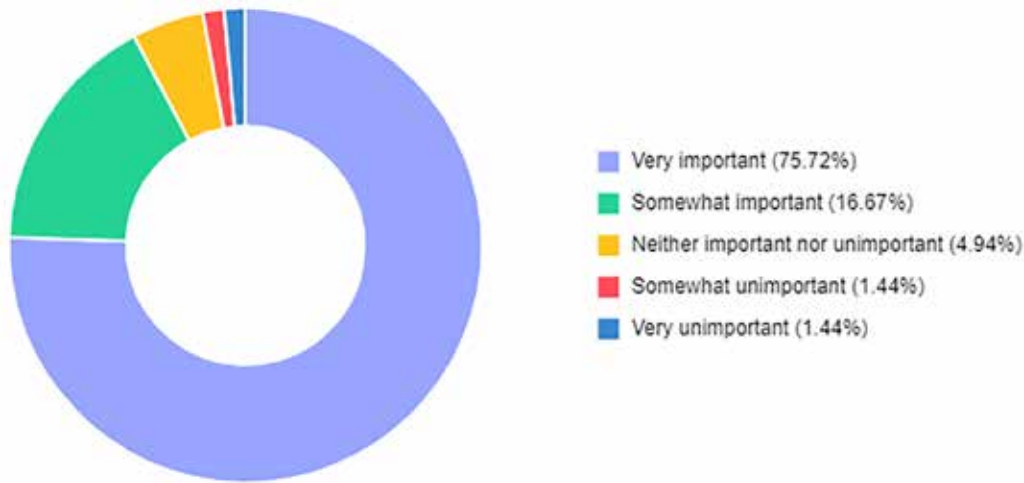
### 1. How important is it to you that Washoe County reduces its emissions?



### How important is it to you that Washoe County reduces its emissions?

Answer Option	Count	Percentage
Very important	269	60%
Somewhat important	65	15%
Neither important nor unimportant	47	10%
Somewhat unimportant	19	4%
Very unimportant	49	11%
<b>Total</b>	<b>449</b>	<b>100%</b>

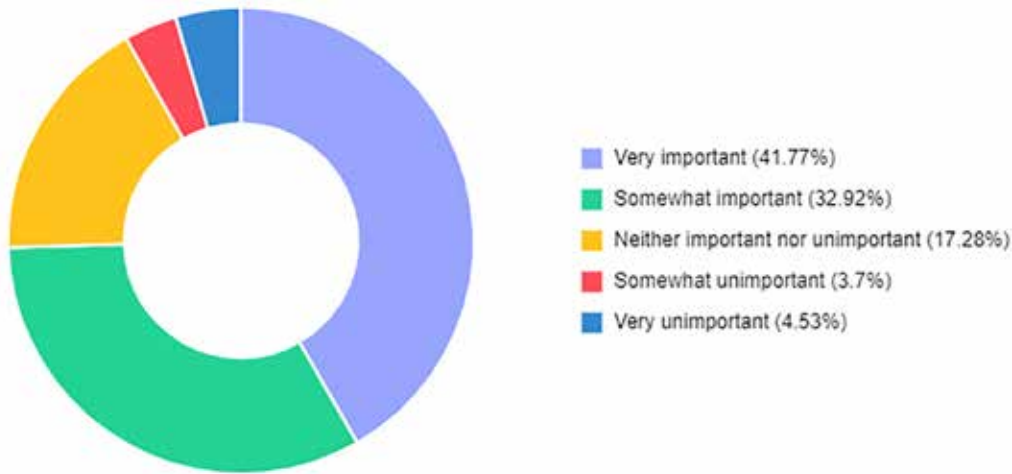
**2. How important is “Green” / “Good” air quality to you, as measured by the Air Quality Index (AQI)?**



**How important is “Green” / “Good” air quality to you, as measured by the Air Quality Index (AQI)?**

Answer Option	Count	Percentage
Very important	368	76%
Somewhat important	81	17%
Neither important nor unimportant	24	5%
Somewhat unimportant	7	1%
Very unimportant	7	1%
<b>Total</b>	<b>487</b>	<b>100%</b>

**3. How important is it to you that the heat index (“feels like” temperature) is less than 90° F / 32° C on any given day?**



**How important is it to you that the heat index (“feels like” temperature) is less than 90° F / 32° C on any given day?**

Answer Option	Count	Percentage
Very important	203	42%
Somewhat important	160	33%
Neither important nor unimportant	84	17%
Somewhat unimportant	18	4%
Very unimportant	22	4%
<b>Total</b>	<b>487</b>	<b>100%</b>

**4. If these transportation options were affordable and convenient for you, would you like to do any of the following? “Transportation” here is defined as a trip for which the primary purpose is not exercise or recreation.**

■ I currently do this   
 ■ I WOULD like to do this   
 ■ Neutral   
 ■ I WOULD NOT like to do this

1. Have a technician conduct an energy audit at my home to identify energy savings opportunities



2. Replace low efficiency lightbulbs (eg incandescent) with high efficiency lightbulbs (eg light-emitting diode / LED, compact fluorescent lamps / CFL, or halogen)



3. Use a programmable thermostat to set heating / cooling schedules that save energy



4. Add caulking to my windows to reduce energy use



5. Add insulation to my home to reduce energy use



6. Get an electric heat pump for heating / cooling my home



7. Use renewable energy (eg solar, wind power, geothermal or hydropower) to generate the electricity that comes into my home



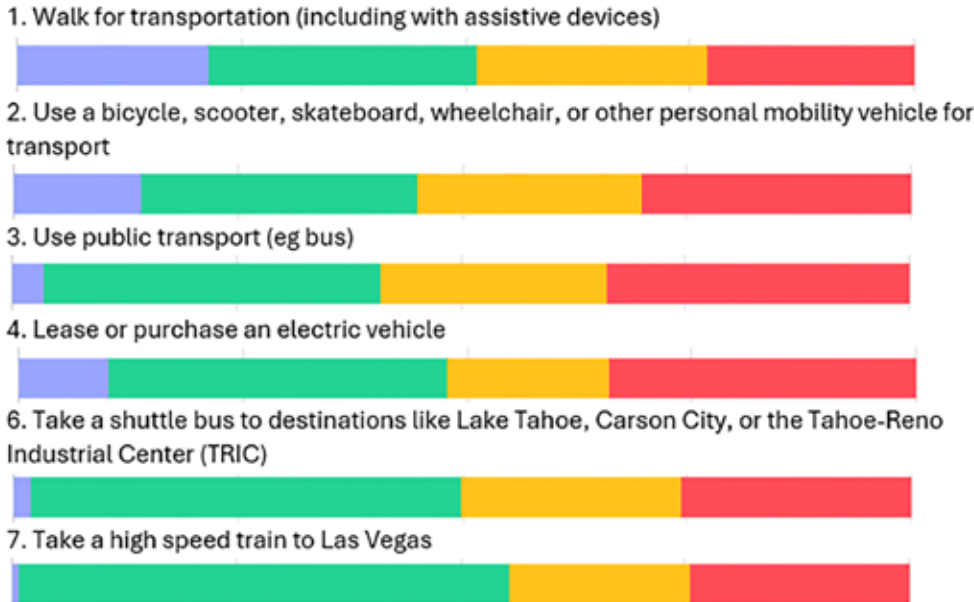


**If these transportation options were affordable and convenient for you, would you like to do any of the following? “Transportation” here is defined as a trip for which the primary purpose is not exercise or recreation.**

Answer Option	I currently do this	I WOULD like to do this	Neutral	I WOULD NOT like to do this	Total
Walk for transportation (including with assistive devices) - %	21%	30%	26%	23%	100%
Walk for transportation - count	92	129	111	100	432
Use a bicycle, scooter, skateboard, wheelchair, or other personal mobility vehicle for transport - %	14%	31%	25%	30%	100%
Use a bicycle, scooter, skateboard, wheelchair, or other personal mobility vehicle for transport - count	61	133	108	130	432
Use public transport (e.g. bus) - %	3%	38%	25%	34%	100%
Use public transport (e.g. bus) - count	15	162	109	146	432
Lease or purchase an electric vehicle - %	10%	1%	18%	34%	100%
Lease or purchase an electric vehicle - count	43	163	78	148	432
Take a shuttle bus to destinations like Lake Tahoe, Carson City, or the Tahoe-Reno Industrial Center (TRIC) - %	2%	48%	24%	26%	100%
Take a shuttle bus – count	8	207	106	111	432
Take a high speed train to Las Vegas - %	0%	55%	20%	25%	100%
Take a high speed train to Las Vegas - count	3	236	87	106	432

**5. If these residential energy use options were affordable and easy for you, would you like to do any of these?**

■ I currently do this   
 ■ I WOULD like to do this   
 ■ Neutral   
 ■ I WOULD NOT like to do this



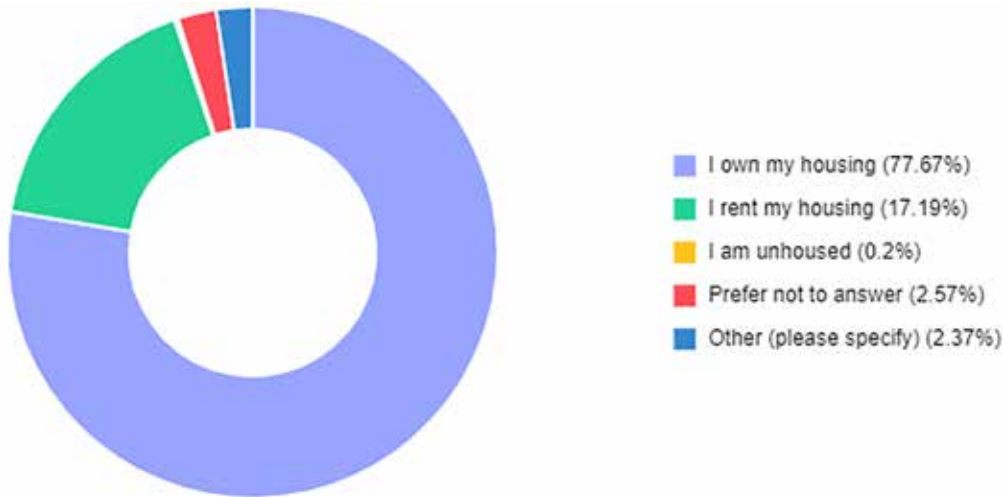
**If these residential energy use options were affordable and easy for you, would you like to do any of these?**

Answer Option	I currently do this	I WOULD like to do this	Neutral	I WOULD NOT like to do this	Total
Have a technician conduct an energy audit at my home to identify energy savings opportunities - %	17%	43%	23%	16%	100%
Energy audit - count	74	184	100	68	426
Replace low efficiency lightbulbs (e.g. incandescent) with high efficiency lightbulbs (e.g. light-emitting diode / LED, compact fluorescent lamps / CFL, or halogen) - %	76%	14%	5%	5%	100%
Efficient lightbulbs - count	324	59	22	21	426
Use a programmable thermostat to set heating / cooling schedules that save energy	63%	18%	8%	11%	100%
Program thermostat – count	269	75	34	48	426
Add caulking to my windows to reduce energy use - %	50%	32%	15%	3%	100%
Window caulking – count	214	134	64	14	426
Add insulation to my home to reduce energy use - %	40%	42%	13%	5%	100%
Add insulation – count	172	177	57	20	426
Get an electric heat pump for heating / cooling my home - %	8%	41%	33%	18%	100%
Electric heat pump – count	36	175	139	76	426
Use renewable energy (e.g. solar, wind power, geothermal or hydropower) to generate electricity that comes into my home - %	16%	57%	16%	11%	100%
Renewable Energy - count	66	243	68	49	426

### Demographic Details

We are including some demographic details about survey respondents. Our goal was for the identities of survey respondents to mirror the demographics of Washoe County. Some demographics (e.g. Hispanics, renters, adults younger than 55 years old) are under-represented in survey results, so we have reached out to community groups affiliated with those demographics to hear feedback directly in small group sessions.

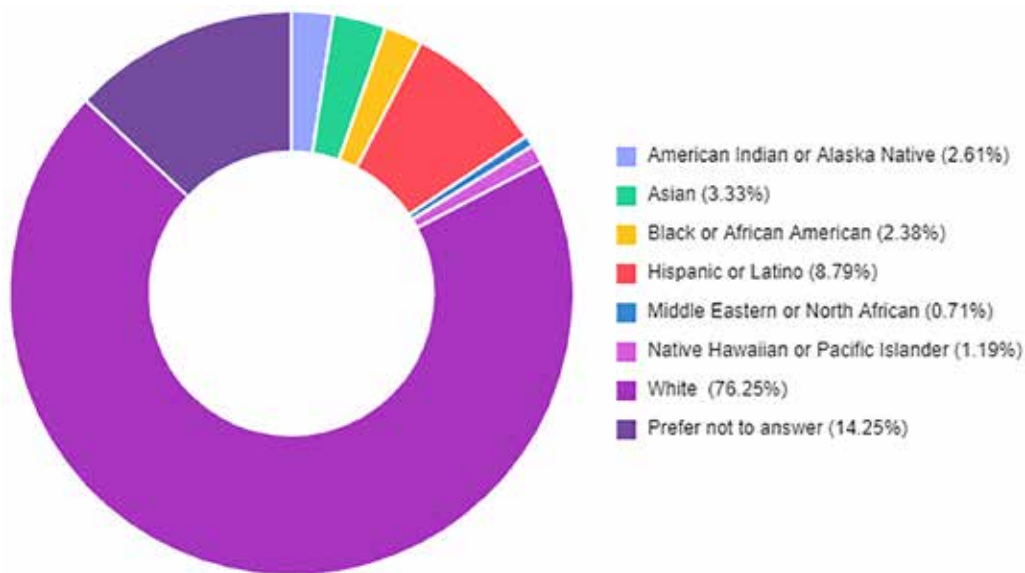
#### 6. What best describes where you live?



#### What best describes where you live?

Answer Option	Count	Percentage
I own my housing	393	78%
I rent my housing	87	17%
I am unhoused	1	0%
Prefer not to answer	13	2.5%
Other (please specify)	12	2.5%
<b>Total</b>	<b>506</b>	<b>100%</b>

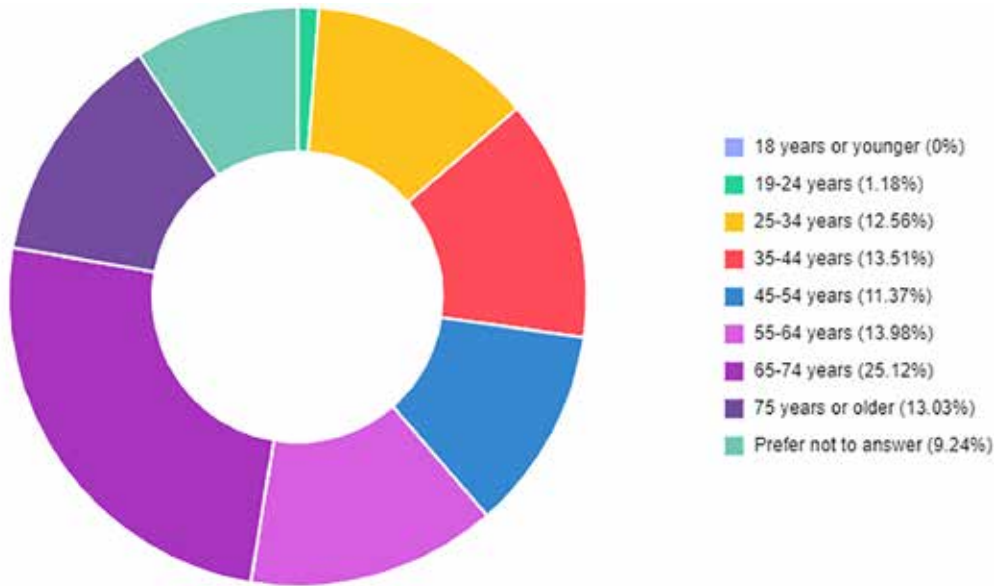
7. What is your race and / or ethnicity? (select all that apply)



What is your race and / or ethnicity? (select all that apply)

Answer Option	Count	Percentage
American Indian or Alaska Native	11	2%
Asian	14	3%
Black or African American	10	2%
Hispanic or Latino	37	8%
Middle Eastern or North African	3	1%
Native Hawaiian or Pacific Islander	5	1%
White	321	70%
Prefer not to answer	60	13%
<b>Total</b>	<b>461</b>	<b>100%</b>

**8. Select which age group you are currently in:**



**Select which age group you are currently in**

Answer Option	Count	Percentage
18 years or younger	0	0%
19-24 years	5	1%
25-34 years	53	13%
35-44 years	57	14%
45-54 years	48	11 %
55-64 years	59	14%
65-74 years	106	25%
75 years or older	55	13%
Prefer not to answer	39	9%
<b>Total</b>	<b>422</b>	<b>100%</b>

## Appendix 3: Other regional plans that support climate action

Type	Entity	Document	Year	Purpose
County	Washoe County	<a href="#">Community GHG Inventory</a>	2021	Measures Community-wide emissions for Washoe County.
County	Washoe County	<a href="#">Green Recovery Plan</a>	2022	Focuses on specific recovery strategies identified in the COVID19 – 2021 Recovery Action Plan that help to build on Washoe County’s environmental and sustainability initiatives, and address the identified impacts associated with infectious disease in the Regional Hazard Mitigation Plan.
County	Washoe County	<a href="#">Envision 2040 Master Plan</a>	2023	A community driven process aimed at updating the County’s Master Plan and Development Code to focus on the goals, policies, codes, and programs needed for our diverse and dynamic community to thrive in the next ten to twenty years.
State	Nevada Department of Environmental Protection (NDEP)	<a href="#">Statewide Greenhouse Gas Emissions Inventory and Projections, 1990 - 2042</a>	2022	Measures statewide emissions. Includes section “Policies that Could Achieve Reductions in Projected Greenhouse Gas Emissions by Sector”
State	Nevada Department of Environmental Protection (NDEP)	<a href="#">State Priority Climate Action Plan</a>	2024	Statewide GHG inventory, emission projections, and priority measures across six focus areas. Each focus area has quantified emissions reductions, a low-income and disadvantaged communities (LIDACs) benefits analysis, and a description of authority to implement.

Type	Entity	Document	Year	Purpose
Tribal Nation	Reno Sparks Indian Colony (RSIC)	<a href="#">2040 Comprehensive Plan</a>	2024	Includes information and strategies to protect air quality, mitigate climate change effects, promote renewable energy, conserve-protect water resources, and preserve habitat and wildlife within the Reno-Sparks Indian Colony
Regional	Truckee Meadows Regional Planning Agency (TMRPA)	<a href="#">Truckee Meadows Regional Plan</a>	2024	Describes the type, location, and pattern of growth and development that local governments and agencies in the region believe will best deliver the multiple aspects of quality of life desired by current and future residents of our area.
Regional	Tahoe Regional Planning Authority (TRPA)	<a href="#">Regional Plan</a>	2012	Outlines actions to attain these thresholds that restore Lake Tahoe while balancing economic and community vitality.
Regional	Northern Nevada Public Health (NNPH)	<a href="#">Ozone Advance Plan</a>	2016	Looks backward at what occurred to improve ozone concentrations; provides leadership the data and information needed to make good decisions that improve long-term air quality.
Regional	Northern Nevada Public Health (NNPH)	<a href="#">Community Health Improvement Plan (CHIP)</a>	2021	Framework for community partners to improve the health and well-being of residents in Washoe County by taking into account our community's unique circumstances and needs, with a particular focus on housing, behavioral health, and nutrition / physical activity.
City	City of Reno	<a href="#">2019 – 2024 Sustainability &amp; Climate Action Plan</a>	2019	Establishes well-focused initiatives that promise to strengthen Reno's reputation as one of the world's leading cities while also improving the day-to-day quality of life for all of the City's residents.



Type	Entity	Document	Year	Purpose
General Improvement District (GID)	Incline Village	<a href="#">Public Works Annual Sustainability Report</a>	2020	A vehicle for Public Works to respond to heightened stakeholder expectations for transparent disclosure of economic, social, and environmental effects of our organization on our community.
General Improvement District (GID)	Gerlach	<a href="#">Greenhouse Gas Inventory Report</a>	2022	Assesses, analyzes and understands the community's current GHG emissions.
Agency	Washoe County Regional Transportation Commission (RTC)	<a href="#">Regional Transportation Plan (RTP) 2050</a>	2021	Identifies the long-range vision for connecting the Reno-Sparks urbanized area.
Agency	NV Energy	<a href="#">Integrated Resource Plan (IRP)</a>	2024	Forward-looking, comprehensive plan that looks at future energy needs for our customers and how the company plans to meet the present and long-term needs of our current and future customers.

## Appendix 4: SMARTIE goals for Tier 1 CAP Actions

SMARTIE goals are (**S**trategic, **M**easurable, **A**mbitious, **R**ealistic, **T**ime-bound, **I**nclusive, and **E**quitable) SMARTIE goals are (**S**trategic, **M**easurable, **A**mbitious, **R**ealistic, **T**ime-bound, **I**nclusive, and **E**quitable)

#	Action	Draft SMARTIE goal, to be improved in project plan
1	Measure Community GHG emissions every 5 years. The next inventories will be for 2024 (in 2025) and for 2029 (in 2030).	Action is a SMART goal.
2	Create a public dashboard to track Community CAP actions by the end of 2025. Post public updates on Community CAP actions at least once annually.	Action is a SMART goal.
3	Create forecast of estimated emissions reductions through 2050 based on Community CAP actions by 2025.	Action is a SMART goal.
4	Washoe County will write and implement a County Operations Climate Action Plan.	County Operations CAP to be approved by the Washoe County Commission by April 2025. Sustainability team to implement actions on the schedule defined in the plan.
5	Document the health impacts of air pollution and heat on Washoe County and its residents to improve public communication and success of grant applications.	By June 2025, calculate community return-on-investment (ROI) of at least 3 Community CAP actions, at least 1 with equity as the primary focus.
6	In preparation for Waste Management franchise agreement negotiations in 2028 (current contract ends in 2030), identify strategies to reduce waste and waste-related emissions for the future.	By June 2027, define a zero waste strategy for the County and a list of the individual services needed to support zero waste, emphasizing services for communities of Environmental Justice concern.
7	By 2030, identify long-term funding strategy for transportation infrastructure in Washoe County that is not the gas tax.	In advance of 2031 state legislative session, identify legislative and policy actions needed to secure sustainable long-term funding for transportation infrastructure. Avoid "regressive" strategies that place disproportionate burden on low-income individuals.
8	Advocate that net zero 2050 be a foundational premise in RTC Washoe's "Regional Transportation Plan 2050" update in 2025.	Action is a SMART goal.

#	Action	Draft SMARTIE goal, to be improved in project plan
9	Share resources, advocate adoption of Net Zero 2050 policy with City of Sparks.	City of Sparks adopts Net Zero 2050 policy by 2030.
10	Amongst all businesses registered in Washoe County, grow the number of businesses with sustainability plans or green business certifications (e.g. Nevada Green Business Certification, etc.) to 70% by 2030.	Action is a SMART goal. Encourage money-saving sustainability upgrades, particularly for Disadvantaged-Owned Business Enterprises (DBEs).
11	Grow Washoe County Sustainability email list to an audience of 5,000.	Action is a SMART goal. Conduct outreach / invitations to community members in proportions that mirror the demographics of Washoe County.
12	Send a spotlight communication about Washoe County's Climate Action Activities at least quarterly.	Action is a SMART goal. - Updates to include information about how the County's Actions encourage equity.
13	Participate in at least two community events across the region each year to share information about Climate Action Planning and to hear residents' continued feedback.	Action is a SMART goal. - vary events and locations to expand access to County information and to increase the diversity of perspectives that the County hears.
14	Develop interactive communications that allow individuals to take climate action and spread knowledge with others, e.g. community ambassadors; quizzes or challenges	By June 2026, identify interactive engagement strategy (e.g. ambassadors, local influencers; digital engagement), and secure budget to support community member training and / or campaign implementation across communities that mirror the demographics of Washoe County.
15	Support coordinated education and implementation efforts for the public and K-12	By August 2025, complete landscape analysis of climate education for youth in Washoe County.
16	Advocate for a planning manager to be assigned to the Envision 2040 Master Plan by 2025 to facilitate implementation of the GHG-reducing elements of Envision 2040.	Action is a SMART goal. Once planning manager is in place, advocate to prioritize actions that have largest equitable impacts.
17	Support Tribes with their environmental stewardship, Land Use plans and sustainability efforts.	Requires discussion.

#	Action	Draft SMARTIE goal, to be improved in project plan
18	Partner with regional jurisdictions, agencies, stakeholders and citizens to launch a Community Forestry Program. Plant 4,700 more trees in Low-Income and Disadvantaged Communities (LIDACs) by 2030.	Action is a SMARTIE goal.
19	Conserve and protect Washoe County's wild and native open spaces to support native wildlife and their habitats; water quality and flood control, biodiversity, beauty, recreation and quality of life.	By September 2025, review Envision Washoe 2040 measures for open space protection. Support existing measures; recommend additional measures that Sustainability team can pursue.
20	Protect and enhance the Truckee River and its watershed	By September 2025, identify points of overlap in One Truckee River Management Plan, Envision 2040, the Truckee Meadows Regional Plan, TMWA's Water Resource Plan and guiding documents from other agencies and stakeholders. Align Washoe County's contributions to existing efforts.
21	Create an online hub to amplify information about alternatives to single occupancy vehicles (SOVs) for recurring trips. (e.g. Safe Routes to School, carpooling, existing transit or bicycle infrastructure).	Transportation hub of Sustainability website updated by June 2025. Plan should particularly focus on strategies that work in communities of Environmental Concern.
22	Create and distribute sustainable transportation guides for Washoe County's 12 libraries, 49 parks, ~50 voting locations, and 14 buildings with walk-in services.	Sustainable transportation guides for all County facilities online by June 2026.
23	Pursue Trip Reduction Ordinances for Washoe County, including regulations or other measures that reduce congestion.	Bring a Trip Reduction Ordinance to Washoe County Commission by 2027.
24	Align regional efforts to reduce SOV trips to the region's top employment areas (e.g. Tahoe-Reno Industrial Center (TRIC), Reno / Sparks casinos, Lake Tahoe recreation).	Document existing trip-reduction efforts by June 2025; identify gaps and possible upgrades by June 2026; fund upgrades by 2030.
25	Expand reliable broadband across Washoe County to enable more telecommuting.	Implement the County's Digital Equity strategy by 2030.

#	Action	Draft SMARTIE goal, to be improved in project plan
26	Work with transportation and tourism partners to educate visitors about car-free ways to enjoy Reno, Sparks, Lake Tahoe, and other points of interest in and around Washoe County.	By 2025, Sustainable transportation guidance is listed major tourism websites; by 2026, a collaborative communications plan is designed to fill gaps in sustainable transportation and to make Washoe County a more accessible destination for visitors.
27	Support and accelerate RTC Washoe's Walk and Roll plan by seeking grant funding, collecting data to accelerate the 12 neighborhood plans being designed by 2030.	At least 6 neighborhood plans implemented by 2030; Plans for the remaining neighborhoods to have a completion timeline of 2032 or earlier.
28	By 2026, create a regional plan for an equitable network of EV chargers; by 2028, create a plan to begin funding the EV charging network.	Action is a SMARTIE goal.
29	Create, support, and/or accelerate a plan to make Washoe County's I-80 corridor the nation-wide leader in alternative fuel charging.	By 2030, implement at least one pilot or permanent project that improves alternative fueling for commercial vehicles.
30	Establish an opt-in Building Performance System (BPS) for commercial buildings to identify energy efficiency opportunities and support.	By 2030, 20% of registered businesses in Washoe County participate in the BPS program.
31	Adopt "ambitious" (instead of "standard") 2024 and 2027 International Energy Conservation Codes (IECC).	Action is a SMART goal.
32	Integrate sustainability into government procedures by providing resources during planning and permitting processes (e.g. provide information about heat pumps to requestors of permits to install new chillers / heaters / boiler).	By June 2025, list government processes that have potential for sustainability upgrades. By 2027, include sustainability information in the customer process of at least one government process.
33	Create virtual and / or physical resource hubs for homeowners and renters to learn how to make sustainable upgrades.	By June 2025, expand Sustainability website's existing resource hub. Create draft plan for a physical hub, in anticipation of potential funding opportunity. Focus solutions for low-income populations.

#	Action	Draft SMARTIE goal, to be improved in project plan
34	Amplify awareness of existing home energy efficiency programs such as NV Energy's free energy efficiency audit; Nevada Clean Energy Fund's Residential Energy Upgrade Program (RE-UP); Nevada Housing Division's Weatherization Assistance Program (WAP); and the federal Home Electrification and Appliance Rebates (HEAR) program.	By June 2025, learn existing customer uptake rate of existing home energy efficiency programs. By June 2026, agree with program administrators on increased participation rate (e.g., 10%). Prioritize promotion of income-qualified programs.
35	Create a program to convert mobile home power from gas to electric.	By June 2026, draft a plan that could convert at least 30% of mobile homes from gas to electric by 2030. By June 2028, share a case study of one successful conversion.
36	By 2030, implement at least one sustainable retrofit incentive for rental properties serving income-qualified tenants (Tacoma Public Utilities example).	Action is a SMARTIE goal.
37	By 2026, create toolkit, identify incentives, and identify lending facilities for owners of multi-family, affordable housing, and senior living facilities to make their buildings more energy-efficient.	By 2026, create a toolkit of resources and identify a metric to track progress on increasing building energy efficiency.
38	Identify and support food-waste composting pilot projects and providers for both residential and commercial needs.	100% of Washoe County businesses and residents have access to commercial or at-home composting by 2028.
39	Identify and support green-waste composting models and providers for both residential and commercial needs.	100% of Washoe County businesses and residents have access to green waste composting by 2030.
40	Provide administrative support to community waste-reduction working groups.	By June 2025, design working group charters, incorporating community feedback. Document group needs and identify budget and / or resources required to support working group communication and collaboration.
41	Pursue and support the statewide expansion of renewable energy generation to support net zero carbon energy production by 2050.	By 2026, review utilities' progress on renewable sources commitments; by 2027, identify legislation or other means to help expand renewable energy.

#	Action	Draft SMARTIE goal, to be improved in project plan
42	Identify new programs and funding to implement related to solar energy (e.g. R-PACE); apply to new grants supporting expanded solar capacity.	Create list of opportunities by December 2025. Identify up to 3 programs to pursue, at least 1 with an equitable focus; implement 1 program by 2030.
43	Identify opportunities and expand distributed energy resources like Community Solar, Solar Gardens, microgrids, smart-grids, behind-the-meter technology, and net metering.	Define tracking mechanism for solar progress by June 2025. Double the amount of community solar by 2028; focusing on neighborhoods with high energy burden (large % of total income goes to energy costs).
44	Promote financing options available through the existing Commercial Property-Assessed Clean Energy (C-PACE) Program for local businesses.	Enroll 6 C-PACE customers each year through 2030.
45	Speed and streamline residential and commercial solar permitting through programs like SolSmart.	Obtain SolSmart Bronze level by 2026; Silver level by 2030.
46	Support implementation of grants, incentives and other federal funding opportunities to expand solar, especially for low-income residents. (e.g. Nevada Clean Energy Fund's implementation of the Solar for All program)	At least two solar programs are launched in Low Income, Disadvantaged Communities (LIDACs) by 2030.
47	Ensure geothermal options are understood and considered during the pre-construction phase of new buildings.	By 2025, document the County services in which geothermal can be introduced; by 2028, include geothermal education as part of standard permitting processes.

## Appendix 5: Key Performance Indicator (KPI) details

### Strategy 1: Achieve County-wide Net Zero alignment

#	KPI	Source	2021	Target (2030)	Change
1	Global warming discussion	Yale Climate Opinion Survey	39%	70%	+31%

### Strategy 2: Implement sustainable land use principles

#	KPI	Source	2021	Target (2030)	Change
2	"Good Growth"	accepted metric does not exist yet	n/a	implementation of Envision 2040	n/a
3	Tree Equity	Tree Equity Score .org	33	0	-33

### Strategy 3: Reduce emissions at the source

#### a. TRANSPORTATION: Reduce the amount of fossil fuels used in transportation

#	KPI	Source	2021	Target (2030)	Change
4	Vehicle Miles Traveled (VMT)	NV Department of Transportation	3,988,225,465	3,589,402,919	-10%
5	Mode Split	Google Environmental Insights Explorer (EIE)	Vehicle (98.7%) Walk (0.74%) Bike (0.28%) Transit (0.24%) Total 100%	Vehicle (89%) Walk (5%) Bike (3%) Transit (3%) Total 100%	-6% +4% +2% +2%
6	Zero Emissions Vehicles (ZEVs)	NV Department of Motor Vehicles	3.84%	10%	+6.16%



**Strategy 3: Reduce emissions at the source****b. BUILDINGS: Reduce energy use in residential buildings**

#	KPI	Source	2021	Target (2030)	Change
7	kWh / dwelling / year (Residential)	NV Energy	8.32	7.90	-5%

**Strategy 3: Reduce emissions at the source****c. BUILDINGS: Reduce energy use in commercial & industrial buildings**

#	KPI	Source	2021	Target (2030)	Change
8	kWh / building / year (Commercial)	NV Energy	98	93	-5%
9	kWh / building / year (Industrial)	NV Energy	9,401,643	8,931,561	-5%

**Strategy 3: Reduce emissions at the source****d. WASTE Reduce energy associated with landfill operations**

#	KPI	Source	2021	Target (2030)	Change
10	Per capita waste (lbs)	Waste Management	1,240	1,116	-10%

**Strategy 4: Produce cleaner energy**

#	KPI	Source	2021	Target (2030)	Change
11	Natural gas therms / dwelling / year (Residential)	NV Energy, SW Gas	624	530	-15%
12	Natural gas therms / building / year (Commercial)	NV Energy, SW Gas	3,649	3,102	-15%
13	Natural gas therms / building / year (Industrial)	NV Energy, SW Gas	111,995	95,196	-15%
14	% renewable purchased electricity	NV Energy	39.7%	50%	10.3%

## Calculation methodology for KPIs

1. **Global warming discussion** – Percent of people in Washoe County who “discuss global warming at least occasionally.” (source: [Yale Climate Opinion Map](#))
2. **“Good growth”** – Industry-accepted, easy-to-calculate metric does not yet exist.
3. **Tree Equity** - # of “block groups” in Washoe County with a Tree Equity score < 70 (source: [Tree Equity Score](#))
4. **Vehicle Miles Traveled (VMT)** - VMT by all vehicle types in Washoe County. Includes inbound and outbound trips, in-boundary trips and through-trips in Washoe County. Note: data source (NDOT) is different than GHG Inventory Source (Google EIE), which does not include through-trips, per Global Protocol for Cities (GPC) (source: [Nevada Department of Transportation](#))
5. **Mode Split** % of trips by different modes in Washoe County during the calendar year (source: [Google Environmental Insights Explorer](#))
6. **Zero Emissions Vehicles (ZEVs)** # of ZEVs registered in the state of Nevada, divided by total vehicles registered in Nevada. ZEVs include Electric Vehicles (EVs), Plug-In Hybrid Electric Vehicles (PHEVs), Hybrid Electric Vehicles (HEVs), Biodiesel, and Hydrogen vehicles. (source: [Alternative Fuels Data Center, US Department of Energy](#))
7. **kWh / dwelling / year (Residential)** Total kWhs used by all residential buildings in Washoe County, divided by the total number of residential dwellings served (source: NV Energy)
8. **kWh / building / year (Commercial)** Total kWhs used by all commercial buildings in Washoe County, divided by the total number of commercial customers served (source: NV Energy)
9. **kWh / building / year (Industrial)** Total kWhs used by all industrial buildings in Washoe County, divided by the total number of industrial customers served (source: NV Energy)
10. **Per capita waste (lbs)** Annual pounds (lbs) of all landfill and recycling waste generated by members of Washoe County and processed by Waste Management, divided by population (Source: Waste Management and [Nevada State Demographer](#))
11. **Natural Gas therms / building / year (Residential)** Total therms used in residential dwellings, divided by the total number of residential dwellings served (source: NV Energy, Southwest Gas)
12. **Natural Gas therms / building / year (Commercial)** Total therms used in commercial buildings, divided by the total number of commercial customers served (source: NV Energy, Southwest Gas)
13. **Natural Gas therms / dwelling / year (Industrial)** Total therms used in industrial buildings, divided by the total number of industrial customers served (source: NV Energy, Southwest Gas)
14. **% renewable purchased electricity** NV Energy’s progress on its Renewable Portfolio Standard commitment of 50% renewable electricity by 2030. (source: [NV Energy](#))