

Jail Status Report

FY 18/19 Third Quarter

Presented by: Chief Deputy Jeff Clark



Welfare of the Inmates

- ▶ Welfare of inmates in custody include these factors:
 - ▶ Health of inmates
 - ▶ Access to medical care
 - ▶ Infectious disease and vermin control
 - ▶ Food services
 - ▶ Environmental controls
 - ▶ Safety of inmates
 - ▶ Out of cell time

Welfare of the Inmates- Medical

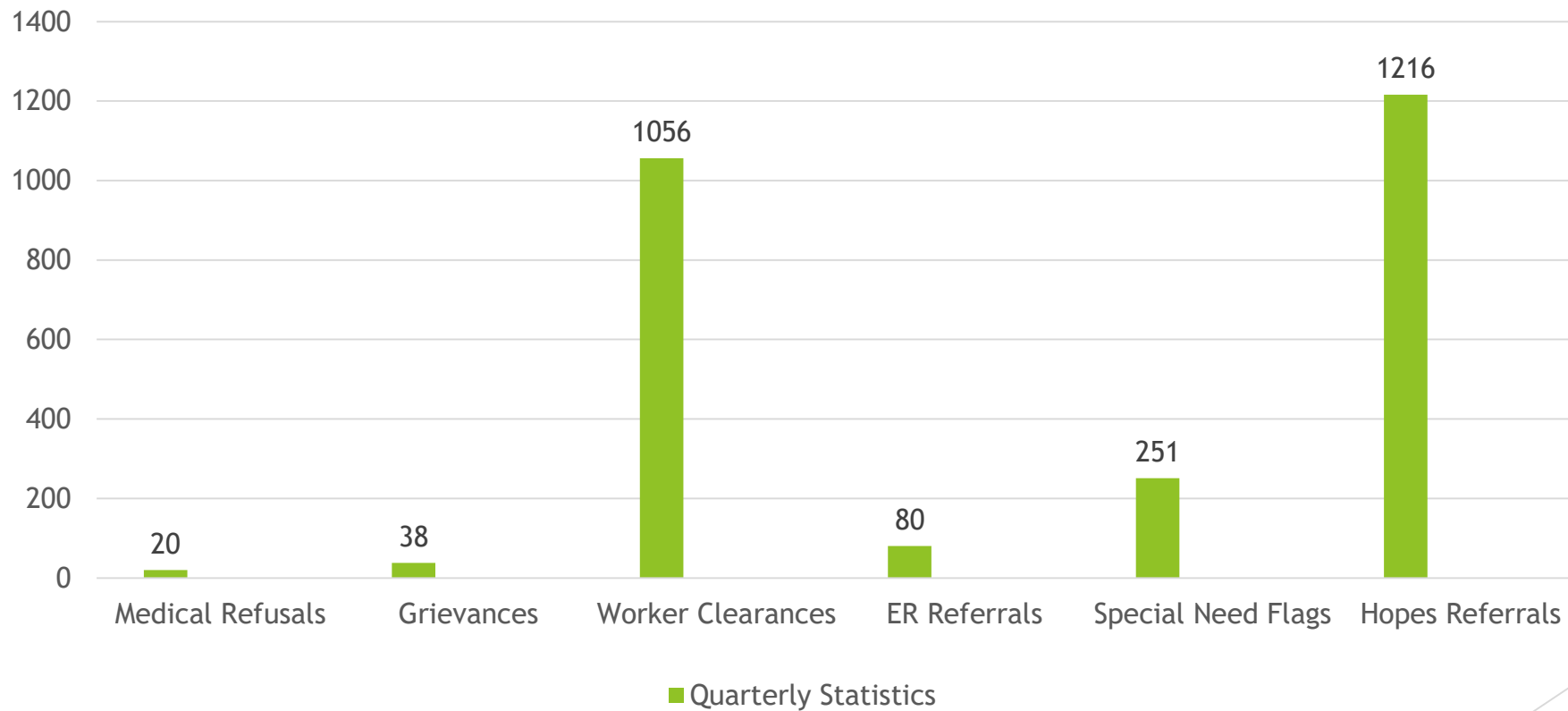
► Contracted Medical Provider - NaphCare

	January/2019	February/2019	March/2019
WASHOE			
SCREENINGS AND GENERAL INFORMATION			
Average Daily Population	1151	1133	1169
Active Inmates	2570	2342	2579
Receiving Screenings Performed	1715	1517	1750
Mental health evaluations performed	298	273	239
Physical assessments performed	1317	1216	1349
Total PPD reads	613	534	659
Positive PPD	9	10	12
Pregnant patients	14	24	24
Patients with PREA designation	485	455	479
Patient grievances submitted	21	10	7
PATIENT MONITORING			
Patients receiving CIWA monitoring	158	152	144
Patients receiving COWS monitoring	118	133	144
Patients on suicide watch	74	74	70
Infirmity/medical housing patients	101	72	97
PHARMACY AND LABS			
Medication Orders	4854	4702	5114
Patients on medication	1133	1069	1139
Patients on mental health medication	444	434	454
Patients on HIV medication	9	7	6
Patients on medication - Daily Average	517	513	527
Patients on mh medication - Daily Average	273	278	291
Non-formulary medication orders	58	72	70
Lab tests completed	700	802	677
Non-formulary lab orders	19	23	12
CHRONIC CONDITIONS			
Patients with any chronic medical condition	692	605	682
Neurological	125	110	139
Respiratory	149	142	162
Cardiovascular	346	281	329
Gastrointestinal/hepatic	10	5	11
Endocrine	110	81	100
Hematology/oncology	48	40	37
Infectious disease	128	126	123
Other	63	53	65

SICK CALLS			
Chronic Care	107	97	96
Contraception/Health Department	2	9	3
Dental	41	40	42
Dental Annual	5	6	1
Discharge Planner	19	14	15
Discharge Planning	444	442	522
EKG	47	35	52
HIV/Health Department	31	40	23
Medical Chart Review	274	220	260
Medical MD	10	19	16
Medical NP/PA	162	209	224
Medical Nurse	387	329	342
Medical Sick Call - OB Provider	11	19	21
Mental Health Chart Review	187	177	207
Mental Health Nurse	169	128	116
Mental Health Professional	363	285	270
Mental Health Provider	329	308	352
X-Ray	64	65	64
OFFSITE SERVICES			
Hospitalized patients	4	2	9
Inpatient hospital days	16	13	28
Offsite appointments completed	20	13	17
Patients sent to the ER	27	19	34
Ambulance Runs	19	9	16
INFECTIOUS DISEASE			
Hepatitis A flag	0	0	0
Hepatitis B flag	0	3	0
Hepatitis C flag	12	15	14
HIV/AIDS	3	1	6
Syphilis	0	0	0
Gonorrhea	0	0	0
Chlamydia	0	0	0
Ectoparasites	2	1	2
Active tuberculosis	1	0	0
Respiratory infection	0	0	0
Antibiotic-resistant infection	0	0	0

Welfare of the Inmates - Medical

NaphCare Quarterly Stats



Welfare of the Inmates

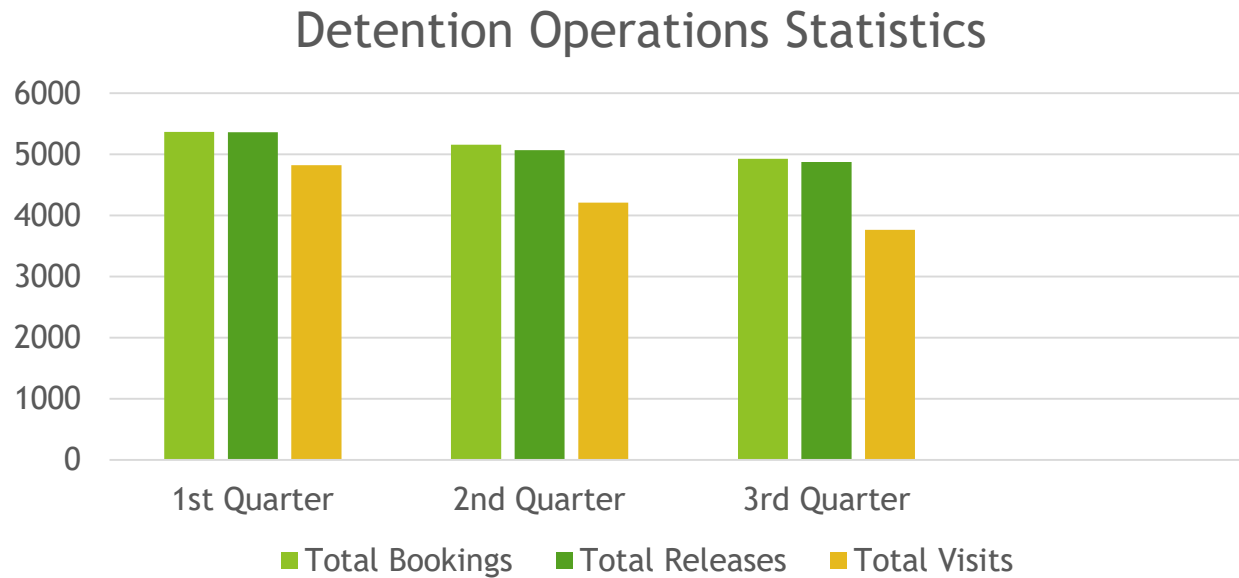
- ▶ Creating a Detention Services Unit (DSU)
 - ▶ Combines all inmate focus services within same office including Admin Support Unit, Inmate Assistance Program, NV Health and Human Services, Discharge Planning
 - ▶ Re-establish inmate diversion programs such as House Arrest and Sheriff's Community Work Program
- ▶ Creating Medication Assisted Treatment (MAT) Program to include a Narcotics Treatment Program (NTP)
 - ▶ NTP will consist of protocols for treating inmates with opioid, alcohol, and other withdrawal symptoms and continuing care for those inmates already accepting treatment
 - ▶ MAT program will also offer long acting medication treatments such as Vivitrol

Welfare of the Inmates

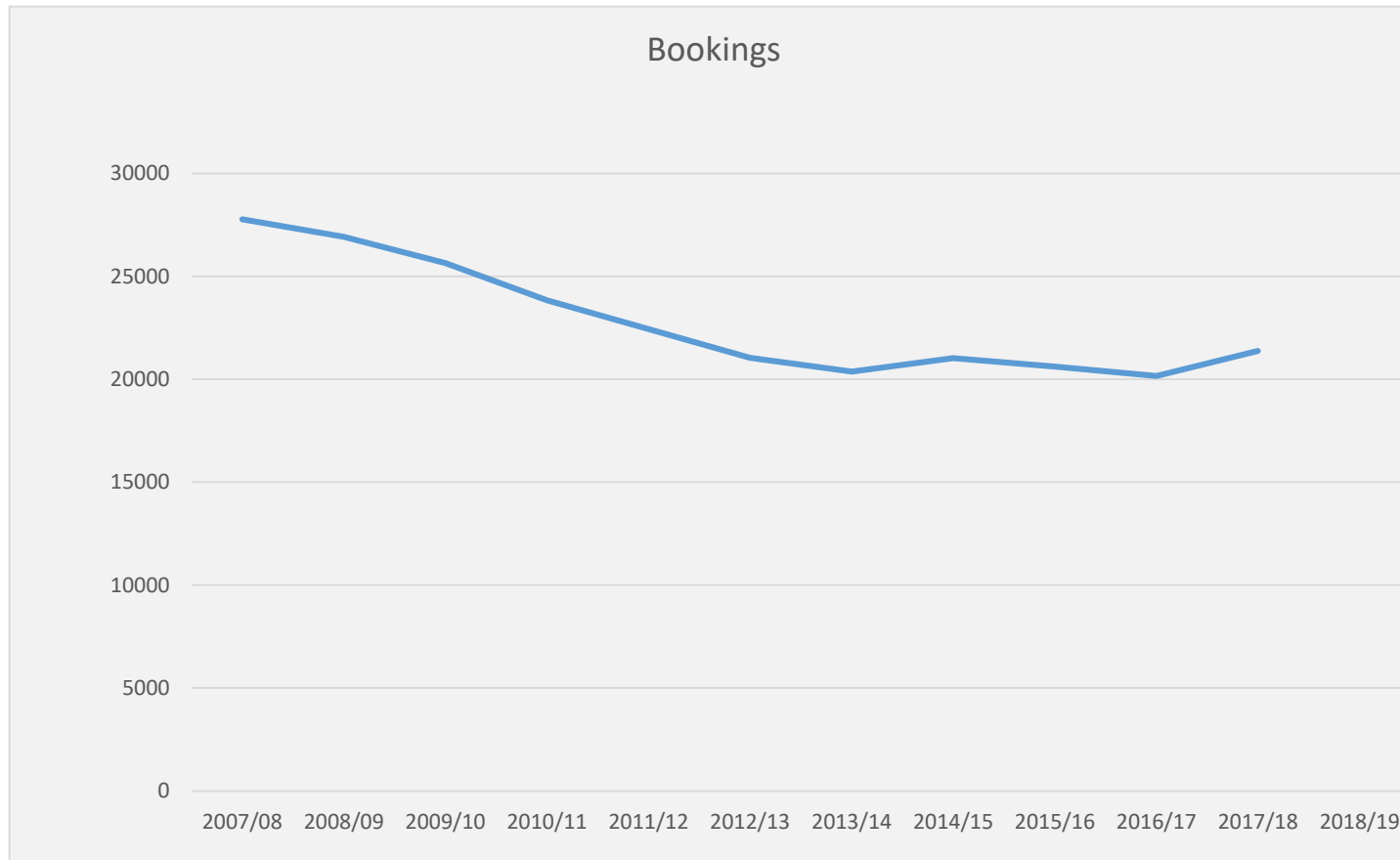
- ▶ Jail continues to see increase in arrestees with mental illness, homelessness, and drug addiction
 - ▶ Increased partnerships with local providers
 - ▶ Partnership with Volunteers of America and Reno Ambassadors
 - ▶ Karma Box
 - ▶ New partnership with Renown Regional Medical Center
 - ▶ Creation of a Release Services Desk in jail lobby
- ▶ The goal is to ensure we are providing all services needed to allow inmates to transition into a better life and reduce recidivism

Booking Data

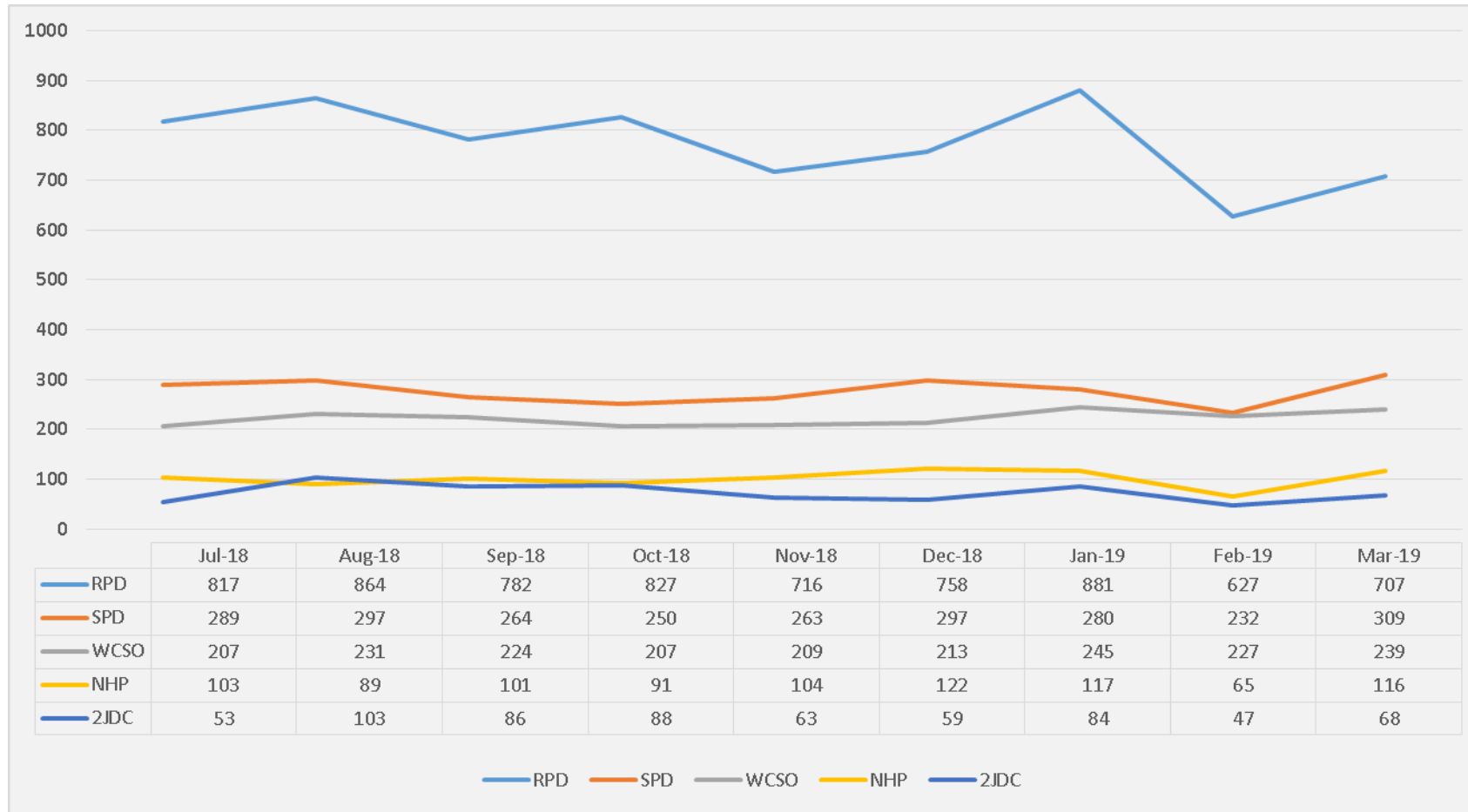
- ▶ 3rd Quarter Booking Data is trending down compared to last quarter and last fiscal year
- ▶ 424 fewer Bookings



Inmate Bookings by Calendar Year

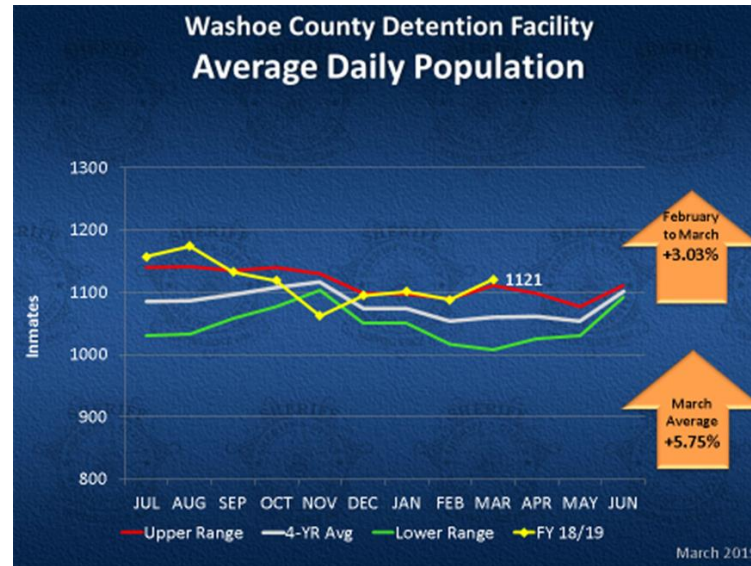
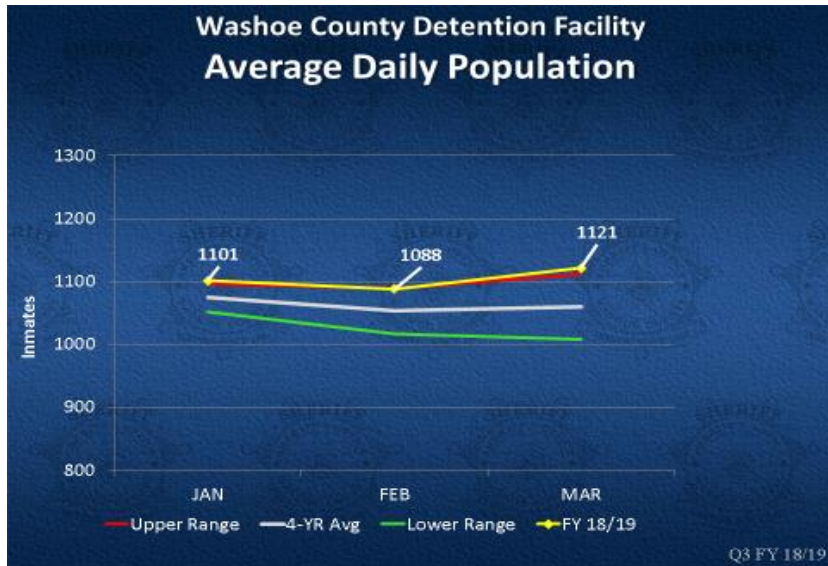


Inmate Bookings by Agency



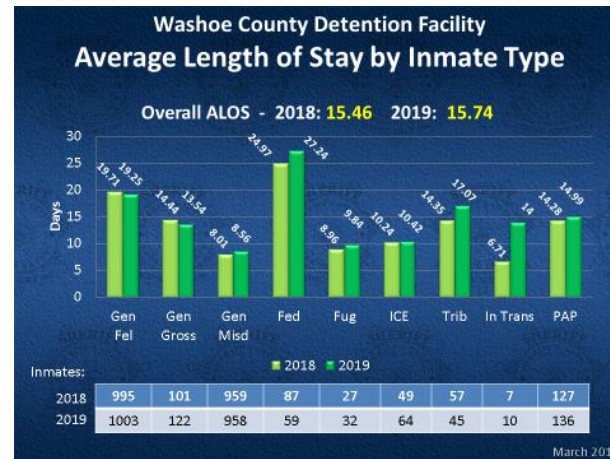
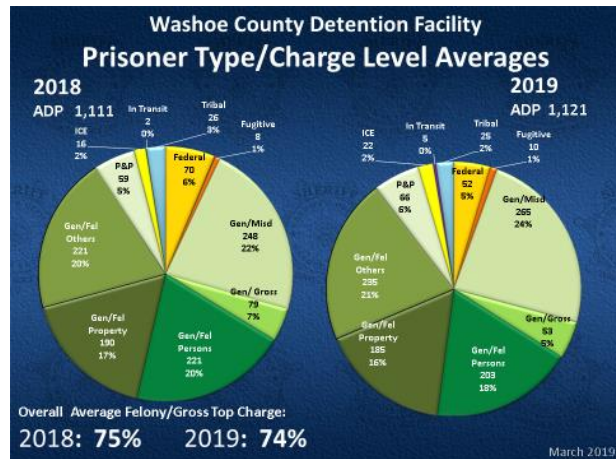
Inmate Average Daily Population

- ▶ Typically population trends down during Winter months based on weather
- ▶ This quarter saw an ADP in March of 1121, an increase over the historical average for 3rd Quarter and trending up for the fiscal year



Inmate Booking Types

- ▶ Types of inmates booked and housed remain flat from prior reports
- ▶ No significant trends relative to the types of arrestees
- ▶ Average length of stay has not changed significantly



Additional Quarterly Jail Data

- Battery by Inmate
 - Total - 91
 - Inmate vs Inmate - 25
 - Inmate vs Staff - 4
 - Fights Averted - 62
- In Custody Deaths
 - Total Fiscal Year - 1
 - 3rd Quarter - 1 (Jan. 10, 2019/ Case Number 19-171)
 - Cause of death - Hanging
 - Manner of death - Suicide